



BEVERAGE-AIR

| | |
|-----------------|------|
| Project: _____ | AIA# |
| Item: _____ | |
| Location: _____ | SIS# |
| Approved: _____ | |

BOTTOM MOUNT REACH-IN REFRIGERATORS

RB72HC Glass Door Reach-In Refrigerator
Hydrocarbon Series

MODEL:
RB72HC-1G



RB72HC-1G

3 Year Parts/Labor Warranty
Additional 2 Year Compressor Warranty

CABINET CONSTRUCTION

- Stainless steel front, painted gray sides
- Aluminum interior, gray painted interior
- Full electronic control
- LED lighting standard
- Anti-microbial door handles
- Self-closing doors, 120° stay open door feature with cartridge style hinges
- One -piece grille allow easy removal/installation for preventative maintenance
- Nine (9) heavy duty epoxy coated wire shelves standard
- 6" Caster with (2) brakes standard
- Maintains product temperatures between 36°-38° F

OPTIONS & ACCESSORIES

- Stainless steel universal tray slide pair, 1 tray slide set for (1) 18" x 26" or (2) 14" x 18" pans (AC)
- Epoxy shelves
- Shelf clips
- 3" caster or 6" legs
- Door locks
- Remote option

REFRIGERATION SYSTEM

- Refrigeration system uses R290 refrigerant to comply with all environmental concerns
- Automatic, non-electric defrost
- Epoxy coated evaporator coil

RB72HC Bottom Mount Models: Vista Series



3779 Champion Blvd., Winston-Salem, NC 27105
1-888-845-9800 Fax: 1-336-245-6453
Beverage-Air.com sales@bevair.com

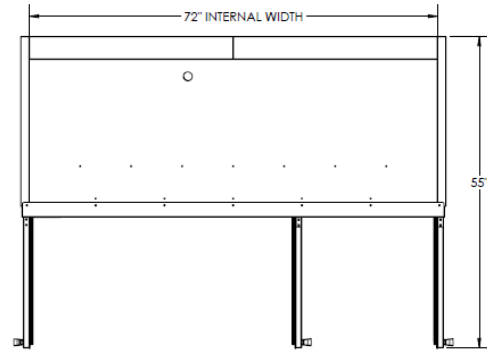


BEVERAGE-AIR

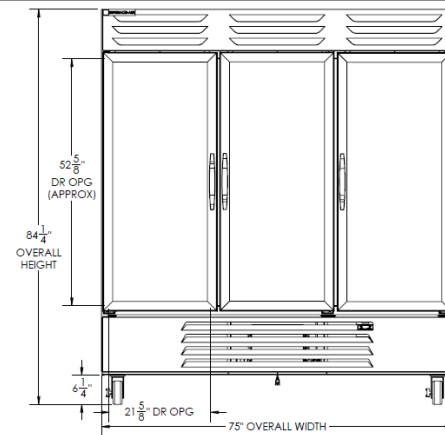
Vista Series Bottom Mount Reach-in Refrigerator Model: RB72HC-1G

| MODEL | RB72HC-1G |
|----------------------------------|-------------------|
| EXTERNAL DIMENSIONAL DATA | |
| Width Overall | 75" |
| Depth Overall with Handle | 33 1/2" |
| Height Overall | 84 1/4" |
| Number of Doors | 3 |
| Depth with Door Open 90° | 55" |
| Door Opening (in) | 21 5/8" x 52 5/8" |
| INTERNAL DIMENSIONAL DATA | |
| NET Capacity (cubic ft.) | 68.93 |
| Internal Width Overall (in) | 72" |
| Internal Depth Overall (in) | 26" |
| Internal Height Overall (in) | 61 5/8" |
| Internal Height Useable (in) | 53" |
| Number of Shelves | 9 |
| ELECTRICAL DATA | |
| Full Load Amperes 115/60/1 | 6.2 |
| REFRIGERATION DATA | |
| Horsepower | 1/2 |
| Capacity (BTU/Hr)* | 2808 |
| WEIGHT DATA | |
| Gross Weight (Crated lbs) | 732 lbs |
| Height - Crated | 85" |
| Width - Crated | 77" |
| Depth - Crated | 36" |

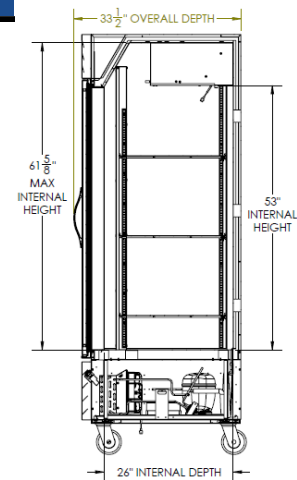
Model Views



Plan View



Elevation View



Side View

ELECTRICAL CONNECTION



115/60/1
NEMA-5-15P

Units pre-wired at factory and include 8' long cord and plug set.



an Ali Group Company



The Spirit of Excellence

3779 Champion Blvd., Winston-Salem, NC 27105
1-888-845-9800 Fax: 1-336-245-6453
Beverage-Air.com sales@bevair.com