



# BEVERAGE-AIR

Project: _____	AIA#
Item: _____	
Location: _____	SIS#
Approved: _____	

## HBR BOTTOM MOUNTED REACH-IN REFRIGERATOR

HBR23HC Half Solid Door Bottom Mount Refrigerator  
Hydrocarbon Series

**MODEL:**  
**HBR23HC-1-HS**

HBR23HC Bottom Mount Models: Horizon Series



**HBR23HC-1-HS**

**3 Year Parts/Labor Warranty**  
**Additional 2 Year Compressor Warranty**

### CABINET CONSTRUCTION

- Stainless steel front, side, and grille (galvanized back & bottom)
- Stainless steel interior
- Full electronic control
- LED lighting standard
- One -piece grille allow easy removal/installation for preventative maintenance
- Self closing doors with 120° stay open feature
- Spring-loaded style hinges
- Plug-in magnetic door gaskets
- Door locks (solid doors only)
- Anti-microbial door handles
- Three (3) heavy duty epoxy coated wire shelves standard
- 6" Casters standard with two (2) brakes
- Maintains product temperatures between 36°F and 38°F

### OPTIONS & ACCESSORIES

- Stainless steel universal tray slide pair, 1 tray slide set for (1) 18" x 26" or (2) 14" x 18" pans (AC)
- Epoxy shelves
- Shelf clips
- 3" caster or 6" legs
- Wine models
- Wine rack
- Remote option

### REFRIGERATION SYSTEM

- Refrigeration system uses R290 refrigerant to comply with all environmental concerns
- Automatic, non-electric defrost
- Epoxy coated evaporator coil



3779 Champion Blvd., Winston-Salem, NC 27105  
1-888-845-9800 Fax: 1-336-245-6453  
Beverage-Air.com sales@bevair.com

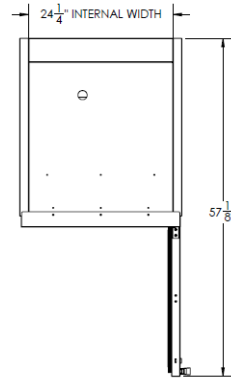


# BEVERAGE-AIR

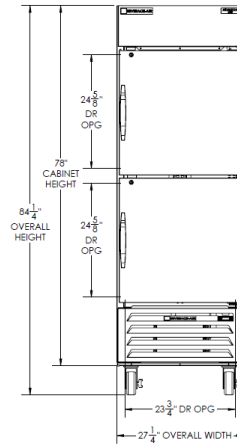
## Bottom Mount Reach-ins Refrigerator Model: HBR23HC-1-HS

MODEL	HBR23HC-1-HS
<b>EXTERNAL DIMENSIONAL DATA</b>	
Width Overall	27 1/4"
Depth Overall with Handle	33 3/4"
Height Overall with 6" Casters	84 1/4"
Number of Doors	2
Depth with Door Open 90°	57 1/8"
Door Opening (in)	(2) 23 3/4 x 24 5/8"
<b>INTERNAL DIMENSIONAL DATA</b>	
NET Capacity (cubic ft.)	23.1
Internal Width Overall (in)	24 1/4"
Internal Depth Overall (in)	26"
Internal Height Overall (in)	61 5/8"
Internal Height Useable (in)	53 1/8"
Number of Shelves	3
<b>ELECTRICAL DATA</b>	
Full Load Amperes 115/60/1	3
<b>REFRIGERATION DATA</b>	
Horsepower	1/4
Capacity (BTU/Hr)*	1480
<b>WEIGHT DATA</b>	
Gross Weight (Crated lbs)	400 lbs
Height - Crated	85"
Width - Crated	31"
Depth - Crated	37"

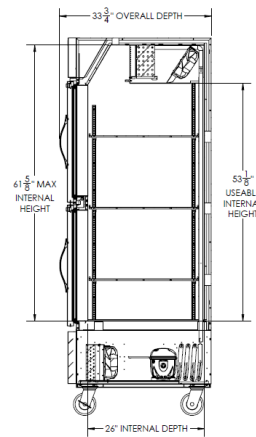
### Model Views



Plan View



Elevation View



Side View

### ELECTRICAL CONNECTION



115/60/1  
NEMA-5-15P

Units pre-wired at factory and include 8' long cord and plug set.



an Ali Group Company



The Spirit of Excellence

3779 Champion Blvd., Winston-Salem, NC 27105  
1-888-845-9800 Fax: 1-336-245-6453  
Beverage-Air.com sales@bevair.com