

DAI Jalousie

Datasheet

Interface



DAI module to control jalousie modules with 230V ~ control inputs for Up and Down

Art. 86458676-DE (remote ceiling)

Art. 86458676-HS (Din Rail)

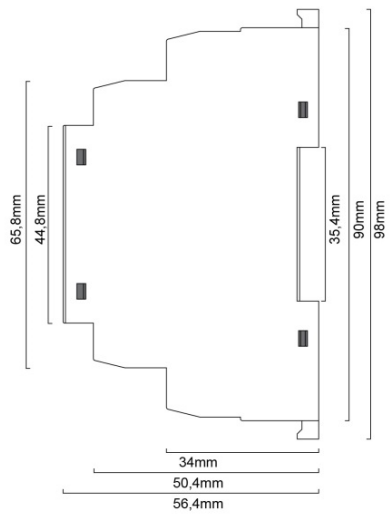
DALI Jalousie Interface

Overview

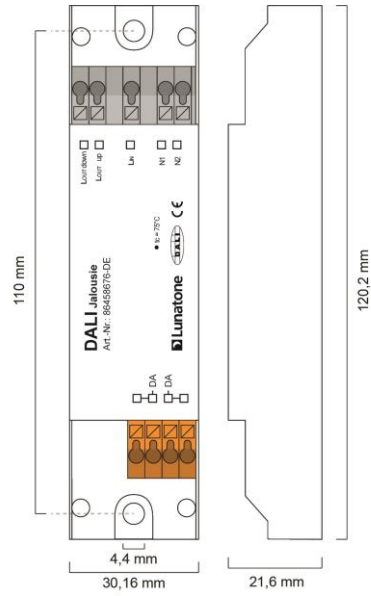
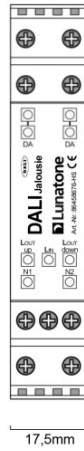
- Suitable for the control of jalousie modules with separate 230V input for Up and Down via DALI
- interlocked outputs
- for currents of up to 4A
- the module is controlled by the DALI-commands RECALL MAX or UP for Up and RECALL MIN or DOWN for Down, the state holds until an OFF is received
- The module is supplied directly via the DALI line, no additional supply required
- The interface has a DALI address and can be added to groups, there are 4 programmable profiles for adjusting the tilt angle and to open or close the blinds.
- Connect a Somfy Soliris wind, sun and rainsensor with the help of a DALI Soliris module

Specification, Characteristics

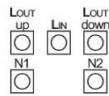
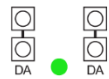
Type	DALI Jalousie	
article number	86458676-HS	86458676-DE
electrical data:		
power supply	via DALI-line	
typ. current consumption	5.5 mA	
control input	DALI	
input	230V~	
output	230V~ (Up or Down, interlocked)	
relay contact switching voltage	250Vac	
nominal load and current	1000VA / 4A	
operating cycles with 4A/250Vac, resistive	10 ⁵	
max. switching frequency relay	0.2 Hz	
technical data:		
storing/transportation temperature	-20°C ... +75°C	
operational ambient temperature	-20°C ... +60°C	
protection class	IP20	
connecting wire cross section	2,5 mm ²	
housing	din rail	remote ceiling
dimensions	98mm x 17.5mm x 56mm	120mm x 30mm x 21mm



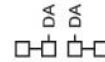
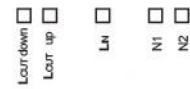
geometry Din Rail type



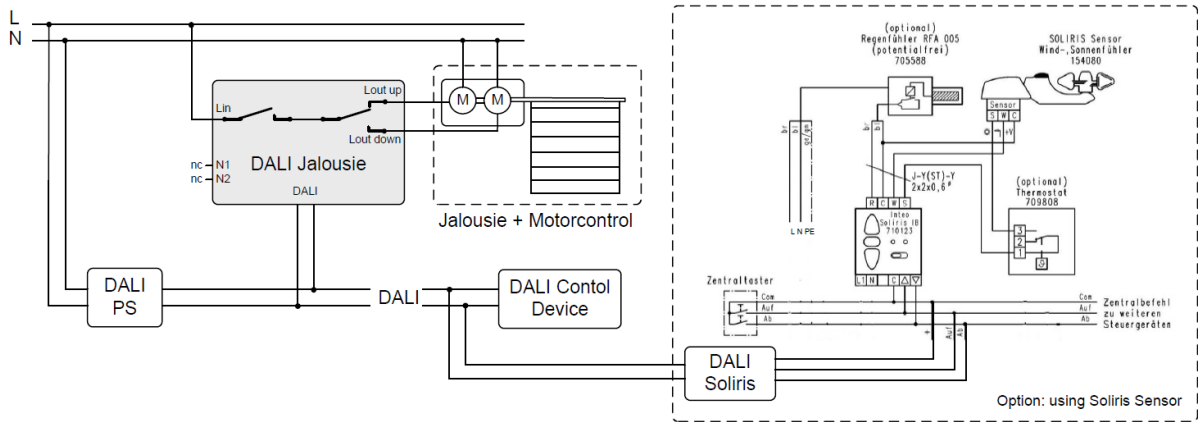
geometry Remote Ceiling type



connection Din Rail type



connection Remote Ceiling type



typical application

Installation

The module is connected to the DALI-signal line, no additional power supply is required. A typical value for the current consumption of the DALI Jalousie module is about 5.5 mA. The connection to the DALI-terminals is polarity free.

The module is designed for a continuous load of 1000VA.

Do not connect N1 and N2.

The terminals fit wires with a cross section of 2,5mm².

Function

The DALI Jalousie can be addressed and controlled by the assigned DALI address. It converts DALI commands in up/down commands to the blind motor control. The 230V motor control signals (for up and down) are interlocked, that means that at any time only one of those signals is applied to the blind motor.

Reaction of the module to DALI-commands:

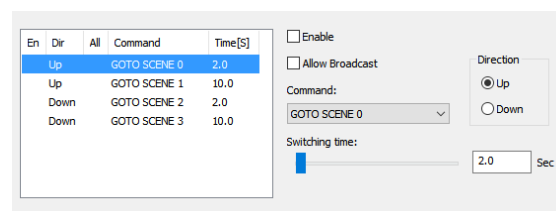
DALI-command	Jalousie control signal
RECALL MAX	UP: Loutup 230V / Loutdown 0V
RECALL MIN	DOWN: Loutup 0V / Loutdown 230V
OFF	OFF: : Loutup 0V / Loutdown 0V
UP	UP: Loutup 230V / Loutdown 0V
DOWN	DOWN: Loutup 0V / Loutdown 230V
GOTO SCENE X	4 scene commands can be used for the recall of custom profiles (direction and duration can be configured for each profile)

For a customized adjustment of the module to the used jalousie 4 freely programmable profiles are available. They can be configured with the help of the DALI-Cockpit software tool.

For each profile the direction (UP or DOWN) can be as well configured as the duration how

long this state should be applied. With the help of these profiles typically the tilt angle (min/max) and a complete Up and Down movement can be preconfigured.

For the recall of these profiles scene commands are used:



The DALI Jalousie interface does not react to broadcast commands in factory default state. However for the recall of profiles this restriction can be cancelled.

Purchase Information

Art.Nr. 86458676-HS DALI Jalousie, din rail
Art.Nr. 86458676-DE DALI Jalousie, remote ceiling

Additional Information and Equipment

DALI-Cockpit – free configuration tool from Lunatone for DALI systems

<http://lunatone.at/en/downloads/Lunatone-DALI-Cockpit.zip>

Lunatone DALI products

<http://www.lunatone.at/en/>

Lunatone datasheets and manuals

<http://lunatone.at/en/downloads/>

Contact

Technical Support: support@lunatone.com

Requests: sales@lunatone.com

www.lunatone.com



Disclaimer

Subject to change. Information provided without guarantee.
The datasheet refers to the current delivery.

The compatibility with other devices must be tested in advance
to the installation.