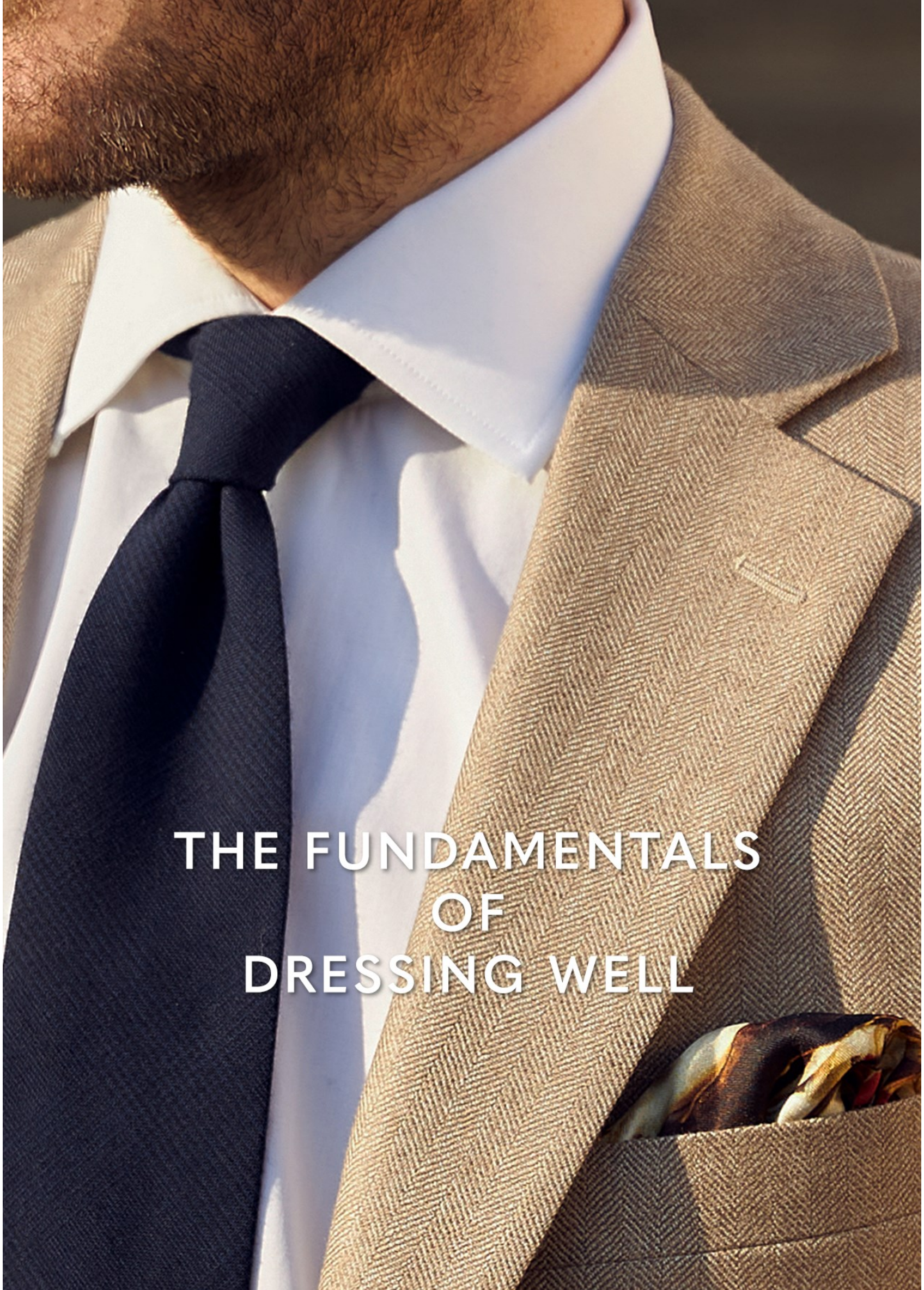

THE FUNDAMENTALS OF DRESSING WELL

RAMPLEY & CO
LONDON

a note from us

Whilst we don't shy away from self-expression, or even the opportunity to bend the rules, there is a comfort in reminding yourself of the guidelines of dressing well.

We've compiled our ideas on the fundamentals of dressing; simple rules to follow to ensure the clothes you choose fit well and compliment each other.

Read on for our essential tips on dressing for the refined man.

---

1. JACKETS

the frame to any good ensemble

ENSURING YOUR JACKET FITS WELL

Let's start with the jacket, as it is the most noticeable aspect of any outfit. Selecting a jacket and getting it tailored to fit your body says a lot about the image you wish to project. A few simple tests can determine how well the jacket fits:

- Can you fit one hand in between your chest and your buttoned suit jacket? If so, it's a good fit, if it's looser than this, it's too big.

- If you lean against a wall, does the shoulder pad of your jacket hit the wall and start to bunch up before your shoulder makes contact with it? If so, you need a smaller size jacket.

- If you curl your fingers as your arm hangs at your side; does the jacket length fall gently into your hand? If so, it's just right; if not, you need a longer or shorter jacket.

- When your hands are at your sides, can you see a quarter to a half inch of your shirt cuff? If buying a jacket off the rack, err on the side of a longer sleeve length as you can then get it tailored to the correct length.

READ ON

ESSENTIAL COLOURS

If you plan to build on your jacket collection, make sure you have at least one of these colours and fabrics to hand.

hidden masterpieces

JACKET LININGS

You might notice that the very best looking suit jackets have a certain weight and shape that anchors the entire look of a suit. You can attribute much of this impression of a good jacket to it's inner lining, which fortifies the structure and adds weight and heft.

A lined jacket is also much harder to crease, meaning you can leave the house pristine and not worry about arriving at your destination less-so. It's the extra fabric between the torso and jacket we thank for this sustained and flattering neatness.

YOUR JACKET LINING: MORE IMPORTANT THAN YOU KNOW

2. SHIRTS

There are two shirt colours every man needs: a crisp white and a pale blue. With both of these shirts in your arsenal, you can layer in differing collars, weaves and tones on top to reflect your personality.

For an additional layer of refinement, you can opt to match your tie knot to the collar of your shirt. For a modern spread or English collar, a medium knot works wonderfully, the more cut-a-way a collar is the larger knot it can accommodate and similarly, with a more narrow collar, you'll want to choose a smaller knot.

How much cuff should I show? This is very much a case for personal taste, but we don't think you can go wrong with showing half an inch of your shirt's cuff.

3. TIES

Every gentleman knows, no modern smart outfit is complete without a treasured tie. It adds a degree of sophistication and elegance to finish off your suit and shirting combination. Often associated with office wear, the tie can also be used in more ways than one to elevate your outfit.

There are five core ties which make up the essentials of any tie collection. If you're going to start building your tie wardrobe, we suggest starting with these key styles and then layer in additional pieces to suit your own personal style.


woven silk


printed silk


knitted silk


striped tie


plain tie

THE COMPLETE GUIDE TO TIES

a flourish of expression

4. POCKET SQUARES

A good pocket square can compliment any tailored outfit, adding colour and texture. Not to mention the myriad ways you can fold a square or the many designs available; pocket squares have the potential to be the most unique part of your chosen look.

When wearing a pocket square, it's worth noting a few golden rules to ensure you never stray into a square related faux-pass.

- Pay attention to the small details of your outfit; look to harmonise your tie with your pocket square by picking out a feature colour from your tie to look for in a compatible pocket square.

- Always make sure your pocket square has different colours or patterns to your tie, to avoid an exact colour block match.

- Master your chosen pocket square fold. Whether you want to use a puff fold or crown fold, opt for the one which best suits your style. With many folds to choose from, you can highlight different aspects of the same square with a simple change of fold.

- **Our most important rule:** Avoid buying pocket square and tie sets.

WHY YOU SHOULD WEAR A POCKET SQUARE

5. TROUSERS

For three-quarters of the year our firm favourite is the classic flannel trouser. Opting for a high quality flannel, such as one from Loro Piana, will ensure a soft feel to the trouser as well as a very elegant drape to the overall silhouette.

When it comes to cut, you can't go wrong with a simple taper without pleats, for a classic look that can be paired down and dressed up. Choosing a trouser with side adjusters means you won't need to wear a belt, this can make you look taller as well saving you the trouble of matching your shoes to a belt.

How do I care for my trousers?
Always keep them hanging from the hem, to help them retain their shape. If you have turn-ups, don't forget to brush out any dust on a regular basis.

FIND OUT MORE

6. A GOOD TAILOR

Having a good tailor or even someone who can make simple adjustments will make a world of difference to your purchases. When investing in a suit, look for a slightly large fit and then ask your tailor to adjust the waist of the trousers and tapering/shortening the legs as well as shortening of the sleeves. If a bespoke suit is outside your means, spending a little extra getting an off-the-rack-suit tailored will markedly improve how it looks.

7. FINISHING TOUCHES

Image credit: fears watches

A beautiful watch does not necessarily mean an expensive one. Go for timeless designs that display an understated elegance.

Avoid flashy watches or pieces with overly large faces as they often convey a sense of someone that is trying too hard.

Investing in a few pairs of exquisitely made shoes will do wonders for every outfit you own.

We have video guides on our website that recommend types of shoes for different occasions and how to maintain your shoes, which every gentleman recognises is critical to their appearance *more from*

RAMPLEY & CO