

**PRONTO**  
READY TO GO

PLANK & PARQUETRY

*Hi-Spec  
Visual Grade*  
*Less knots, cleaner look*



  
PINE CONE  
FLOORS



#### ENGINEERED FOR QUALITY

- Multiply construction, Tongue & Groove
- Grade ABC. Janka hardness 5,5 – 6.0kN
- Tongue & Groove
- Micro bevel 4 sides
- Light brushed surface
- VOC free water based matte coating E1
- Fire Test, CHF 3,5 kW/m<sup>2</sup> & Smoke Value 26% minutes. Slip Test P3
- T&G stair nosing available
- Suitable for hydronic in-slab heating only

#### WIDE PLANK:

- 1900mm set length with nested shorts
- 190 x 14/3mm, 2.166m<sup>2</sup>/Ctn

#### HERRINGBONE:

- 600mm length 120 x 14/3mm, 0.864m<sup>2</sup>/Ctn

25 Year Limited (Lifetime) Structural Warranty

20 Years Limited Residential Coating Warranty

5 Years Limited Commercial Structural & Wear Warranty

## *Hi-Spec Visual Grade*

*Less knots, cleaner look.*

Pronto engineered oak planks & parquetry are manufactured using a Hi-Spec Visual A/B/C grade with the 3mm solid oak wear layer bonded directly to an 11mm structural multi-layer plywood substrate. This trusted method of manufacturing provides a dimensionally stable and durable floor with an eye-catching aesthetic for a cleaner, sharper look. Finished thickness of 14mm. Pronto wide planks are presented with a Tongue & Groove (T&G) profile for direct stick or a floating method of installation.

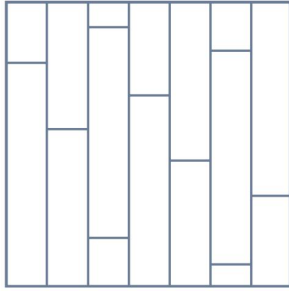
**Parquetry (T&G) profile must be direct fix install only.**



**Pronto is all about speed and efficiency with the cost conscious consumer in mind.**

With a tight palette of light to dark colours the range is designed to maximise quality without compromising the performance of the product. Pronto ready to go, ideally suited for residential or multi-residential living.

**Wide Plank**  
 Size: 1900mm  
 (nested shorts)  
 190 x 14/3  
 2.166m<sup>2</sup>/Ctn



*\*Images for illustrative purposes only, batch and grade variations will occur.*




Chesterfield



Dockside




Misty Cove



Parchment




River Sand



Seafoam




Washed Pebble



Welsh Slate

**Herringbone**  
 Size: 600mm  
 120 x 14/3  
 0.864m<sup>2</sup>/Ctn  
 Direct fix only



*\*Images for illustrative purposes only, batch and grade variations will occur.*



Chesterfield



Misty Cove



Parchment



Seafoam



Washed Pebble

Ranges and Colours are updated throughout the year, please check [www.preferencefloors.com.au](http://www.preferencefloors.com.au) or our local office contacts for availability.



## STAIR NOSING ACCESSORIES

Tongue & Groove stair nosing is available to support our range of Engineered Oak products.

Stair nosing can be supplied directly from Preference Floors to suit your colour selection or a Reseller may supply directly from a manufacturer to suit local building regulations.

If stairs are involved in your project it is wise to spend time discussing this matter prior to purchase.

*\*These images are for illustrative purposes only.*



T&G Stair Nosing

## TRIMS & SCOTIA

An extensive range of Scotia colours and Aluminium floor trims are available. These elements form an integral part of all floor installations and especially when floating installations are required.

As per our warranty guidelines, all floating installations will require perimeter expansion and transition trims. It is wise to spend time discussing trim requirements prior to purchase. Some example images below.



Reducer



U Channel



Expansion / Transition





Seafoam

## RECOMMENDED CLEANING PRODUCTS

Proper maintenance is often the most overlooked aspect of a timber flooring project. Preventative maintenance includes the installation of adequate mats at all entrances and felt protectors on furniture legs to prevent scratching. On-going maintenance includes proper cleaning methods and use of professional cleaning solutions and equipment.

Bona and Loba products are readily available from specialist timber floor and carpet resellers.



A full range of non-toxic timber floor care products are available.

Contact Loba Australasia on 03 9460 3444 for reseller locations near you.



A full range of non-toxic timber floor care products are available.

Contact Bona Australia on 03 9543 4399 for reseller locations near you.



# What to look for

## Selection Process

Oak is a natural product and due to the many facets involved in the manufacturing process, each batch, whilst reasonably consistent, will display possible grade and colour batch variations. Quality guidelines are established with our manufacturing partners to set boundaries on variations of colour and grade.

Importantly, always check and confirm your selection when your final purchase is being made. The samples are just that, they are a reflection of one piece of nature at a given time.

Store samples will often deepen or lighten depending on the surface colour and exposure to both direct and indirect UV.

---

## Pre-installation

To avoid unwanted surprises please make sure the batch you received at site is consistent with the specification before installation. Ideally make sure someone checks the colour prior to installation. Do not assume your reseller or installer has checked the colour before delivery to site.

It's easy to assess an issue at this stage and fix any obvious errors, in many examples the site installer may have no idea what was originally expected.

Don't take a risk, open a few cartons to satisfy yourself, if in doubt make immediate contact with your point of purchase.

A new floor installed over an existing floor that has squeaks and movement etc. will not fix structural sub-floor problems.

The sub-floor in both new and or existing construction requires careful assessment to make sure the new floor is suitable for installation.

Remedial activities such as levelling, re-fixing joist and bearers, replacing rotten timber are common considerations when tackling new floor projects.

A flat, secure and dry substrate is essential to achieve a quality outcome.

---

## Installation Methods

Wide Plank, Direct Adhesive Fix or Floating T&G adhesive fix with a 2 in 1 acoustic underlay. Herringbone Parquetry, Direct Adhesive Fix Only, cannot be floated.

Both methods are excellent however cost and time are the usual issues for consideration. T&G Direct Fix requires a higher budget and will take longer to install. The Direct Fix method of installation will provide an improved acoustic outcome and walking comfort, along with minimal expansion requirements.

Wide Plank floating installations are popular because they are a convenient and cost effective method for modern construction. To improve acoustic performance they require a quality 2mm acoustic underlay with a moisture vapour barrier (2 in 1) to improve transmission sound, impact noise and impede moisture ingress.

Importantly floating installations require perimeter and room to room expansion / transition trims to break the individual room. They are recommended in our installation guides and if left out by the installer will impact on the floor performance and our warranty provisions. Please discuss this matter when talking with your reseller or designer.

---

## Care & Maintenance

For all engineered oak flooring correct maintenance and cleaning is required to keep your floor looking great. Preventative maintenance includes the installation of quality mats at all entrances and felt protectors on furniture legs to prevent scratching. If other trades are still active at the site it's wise to place a protective covering over the floor whilst construction continues. This should avoid site related damage. Do not tape covering directly to surface coating. Do not leave protective covering in-situ for an extended period of time. Humidity will build up under the floor protective covering resulting in damage to the floor coating. Our coating warranty will not cover this type of damage.

On-going maintenance includes proper cleaning methods and use of protective cleaning products to keep the floor looking good. A correctly maintained timber floor should almost never need to be sanded back to bare timber. Avoid using any generic floor cleaning solutions regularly sold as Floor Cleaner. Generic floor cleaning solutions will damage the floor coating. Bona or Loba floor care products are a safe and reliable way to keep your floor in great shape.

---

## Methods of engineered plank construction lay-up

The manufacturing of engineered flooring is designed to be more resource efficient using up to 2/3rds less of our valuable Oak resource when compared to solid timber floors.

Pre-finished Engineered flooring is dimensionally more stable than solid timber flooring enabling quicker installation with less site related trades to complete the flooring installation.

Multi-ply construction has proven to be a highly reliable method of engineered plank construction delivering uniform stability and dimensional accuracy. These attributes speed up the installation process providing the precision required for modern interior fit-outs.

### Multi-ply

Provides a core usually manufactured from mixed hardwood with each veneer (approx. 2mm) running in an alternate direction to provide enhanced radial and longitudinal stability. The wear layer of solid oak is then bonded to the top of the multi-ply core.



Parchment



