

De Marqué

OAK PARQUETRY





For centuries, classic residencies and spectacular chateaus have all featured the unique beauty of Oak parquetry. Parquetry formations provide these structures unique character and appeal that has truly stood the test of time. Our De Marqué Parquetry Collection draws on this design cue, featuring Herringbone and Chevron patterns for everyday living. A classic and contemporary palette of pre-finished colours provides wonderful warmth and charm to almost any interior.



SAUVIGNON

HERRINGBONE & CHEVRON PARQUETRY

If looking to make a spectacular design statement our De Marqué pre-finished parquetry is a smart move.

The engineered construction provides dimensional accuracy and stability with a wear layer designed to last for centuries. Presented with a universal T&G system for direct adhesive installation only. Both Chevron and Herringbone patterns are available in a range presented with classic décors of subtle charm that's sure to make an impact. De Marqué parquetry will definitely deliver a sense of calm and beauty into your life.

*Classic look,
amazing impact!*



ENGINEERED FOR QUALITY

- Multiply Hardwood Construction
- Grade ABC Janka Hardness 5.5 – 6.0kN
- Universal T&G Profile
- Micro Bevel 4 sides
- Set Length
- Light Brushed Surface
- VOC Free Water Based Matte Coating E1
- Australian Fire & Slip test certified
- T&G Stair Nosing Available
- Suitable for Hydronic in-slab Heating Only

25 Year Limited (Lifetime) Structural Warranty

20 Years Limited Residential Coating Warranty

5 Years Limited Commercial Structural & Wear Warranty

Beautiful décors,
inspiring design.




CANNES

Herringbone

600 x 120
x 15/4 mm (T&G)

600 x 120
x 21/6 mm (T&G)

Raw also available.



Images for illustrative purposes only,
batch and grade variations will occur.
Knots & sapwood can be included.

★ Ash Grey (15/4mm Only)

Cabernet (21/6mm Only)



Cognac




Dark Brown (15/4mm Only)




Latte (15/4mm Only)



Parana (15/4mm Only)



Vanilla (15/4mm Victoria Only)



Riesling



★ Sauvignon


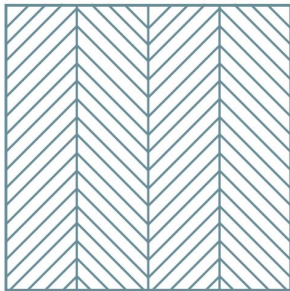


★ Vintage


Chevron

600 x 90
x 21/6 mm (T&G)

Raw also available.




Cannes




Champagne


Images for illustrative purposes only,
batch and grade variations will occur.
Knots & sapwood can be included.



Dark Brown



Mink Grey



Semillon

★ These colours and Raw available in Chevron 600 x 120 x 15/4mm (0.720m²/Ctn)

For specialised widths & colours please check for availability, minimum quantities will apply.

Ranges & Colours are updated throughout the year, please check www.preferencefloors.com.au or our local office contacts for availability.



RIESLING

STAIR NOSING

Tongue & Groove Stair nosing is available to support our range of De Marque parquetry.

Stair nosing can be supplied directly from Preference Floors to suit your colour selection or a Reseller may offer these directly from a third party manufacturing to suit local building regulations.

If stairs are involved it's wise to spend time discussing nosing & trim requirements prior to purchase. These images are for illustrative purposes only.



T&G Stair Nosing

TRIMS & SCOTIA

An extensive range of Scotia colours and Aluminium floor trims are available to support certain floor installations when required.

Some example images below.



Border



Reducer



T Moulding

METHOD OF ENGINEERED PLANK CONSTRUCTION LAY-UP

The manufacturing of engineered flooring is designed to be more resource efficient using up to 2/3 less of our valuable Oak resource when compared to solid timber floors.

Pre-finished Engineered flooring is dimensionally more stable than solid timber flooring enabling quicker installation with less site related trades to complete the flooring installation.

Multi-ply

Provides a core usually manufactured from mixed hardwood with each veneer (approx. 2mm) running in an alternate direction to provide enhanced radial and longitudinal stability. The wear layer of solid oak is then bonded to the top of the multi-ply core.



RECOMMENDED CLEANING PRODUCTS

Proper maintenance is often the most overlooked aspect of a timber flooring project. Preventative maintenance includes the installation of adequate mats at all entrances and felt protectors on furniture legs to prevent scratching. On-going maintenance includes proper cleaning methods and use of professional cleaning solutions and equipment.

Bona and Loba products are readily available from specialist timber floor and carpet resellers.



A full range of non-toxic timber floor care products are available.

Contact Loba Australasia on 03 9460 3444 for reseller locations near you.



A full range of non-toxic timber floor care products are available.

Contact Bona Australia on 03 9543 4399 for reseller locations near you.



What to look for

Selection Process

Oak is a natural product and due to the many facets involved in the manufacturing process, each batch, whilst reasonably consistent, will display possible grade and colour batch variations. Quality guidelines are established with our manufacturing partners to set boundaries on variations of colour and grade.

Importantly, always check and confirm your selection when your final purchase is being made. The samples are just that, they are a reflection of one piece of nature at a given time.

Store samples will often deepen or lighten depending on the surface colour and exposure to both direct and indirect UV.

Pre-installation

To avoid unwanted surprises please make sure the batch you received at site is consistent with the specification before installation. Ideally make sure someone checks the colour prior to installation. Do not assume your reseller or installer has checked the colour before delivery to site.

It's easy to assess an issue at this stage and fix any obvious errors, in many examples the site installer may have no idea what was originally expected.

Don't take a risk, open a few cartons to satisfy yourself, if in doubt make immediate contact with your point of purchase.

A new floor installed over an existing floor that has squeaks and movement etc. will not fix structural sub-floor problems.

The sub-floor in both new and or existing construction requires careful assessment to make sure the new floor is suitable for installation.

Remedial activities such as levelling, re-fixing joist and bearers, replacing rotten timber are common considerations when tackling new floor projects.

A flat, secure and dry substrate is essential to achieve a quality outcome.

Installation Methods

Installation method for De Marque Parquetry Herringbone & Chevron Tongue & Groove requires Direct Fix method only, full trowel adhesive on a flat, dry substrate.

It is not suitable as a floating installation.

Direct Fix will take longer to install, the installation should only be completed by an experienced parquetry installer. The process will require a bigger budget as opposed to a normal long plank installation. Previous reference work is a useful guide to assess the capabilities of your intended installer. The Direct Fix method of installation will provide an improved acoustic outcome and deliver minimal impact noise transmission. Careful planning & design layout is necessary to deliver an optimum outcome. Please discuss with your reseller or designer on all installation matters and to assess if the installer has the experience to deliver an amazing finished project.

Care & Maintenance

For all engineered oak flooring correct maintenance and cleaning is required to keep your floor looking great. Preventative maintenance includes the installation of quality mats at all entrances and felt protectors on furniture legs to prevent scratching. If other trades are still active at the site it's wise to place a protective covering over the floor whilst construction continues. This should avoid site related damage. Do not tape covering directly to surface coating. Do not leave protective covering in-situ for an extended period of time. Humidity will build up under the floor protective covering resulting in damage to the floor coating. Our coating warranty will not cover this type of damage.

On-going maintenance includes proper cleaning methods and use of protective cleaning products to keep the floor looking good. A correctly maintained timber floor should almost never need to be sanded back to bare timber. Avoid using any generic floor cleaning solutions regularly sold as Floor Cleaner. Generic floor cleaning solutions will damage the floor coating. Bona or Loba floor care products are a safe and reliable way to keep your floor in great shape.



SAUVIGNON

De Marqué

OAK PARQUETRY I



Front Cover & Back Cover: Cannes

Issue Autumn 2022