

# Edge® 820

Edge 820 is the compact, touchscreen cycling computer for competitors and serious achievers who need GPS navigation and an altimeter to tell you how fast, how high and how far you've gone. It offers advanced performance monitoring like VO2 max<sup>1</sup>, FTP Tracking and new Performance Condition as well as advanced cycling dynamics<sup>2</sup>, GroupTrack<sup>3</sup>, in-ride challenges through Strava live segments and connected features<sup>3</sup> that include full Varia cycling awareness compatibility.

# Edge® Explore 820

Adventurers and touring riders, get ready to experience Edge Explore 820. This compact cycling computer is for riders who want the convenience of a touchscreen with turn-by-turn GPS navigation for on and off-road riding. It also has GroupTrack<sup>3</sup> to keep tabs on other riders in your pack, plus a variety of connected features<sup>3</sup> that include full Varia cycling awareness compatibility.



## KEY FEATURES

### NEW GroupTrack

Keep in touch with those you ride the road with. With GroupTrack you are able to see where your fellow riders are, offering peace of mind and enhanced situational awareness.

### NEW Edge 820 Performance Features

VO2, Recovery Advisor, Strava Live Segments, Performance Condition, Stress Score, Advanced Cycling Dynamics, FTP and Watts/kg tracking.

### NEW High Resolution Touchscreen Display

Lightweight and compact with 2.3 inch high resolution capacitive touch display that works with gloves and when wet.

### Garmin Connect IQ™

Download free custom apps and data fields.

### GPS + GLONASS + Altimeter

Know how far, how fast and how high you have ridden with built-in GPS, GLONASS and altimeter, so you get the most accurate ride data, wherever your ride takes you.

### Navigation Features

Preloaded Garmin Cycle Map for turn by turn navigation. Includes RoundTrip Course creator and on device course planning.

### Connected Features

Connected features include automatic uploads, live tracking, send/receive courses, social media sharing, audio prompts and weather. Smart notifications allow you to receive text and call notifications while riding.

### Incident Detection

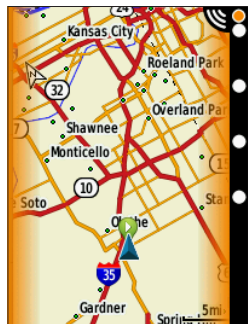
Integrated accelerometer for Incident detection<sup>4</sup>: Automatic or manual sending of location message to emergency contacts if you need assistance. Primarily designed for road use.

### Cycling Awareness

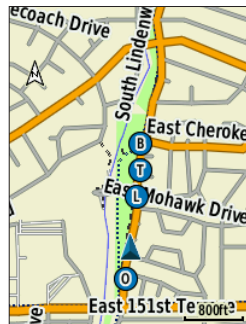
Pair with Varia™ radar to see vehicles approaching from behind, Varia Vision to get in-sight display of key data without taking your eyes off the road and with Varia smart bike lights for intelligent lighting while riding.

### Battery Life

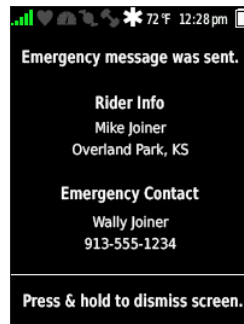
New extended battery life for longer, more adventurous rides. Up to 15hrs in GPS training mode, and new Battery Save mode will extend battery life by up to 50%.



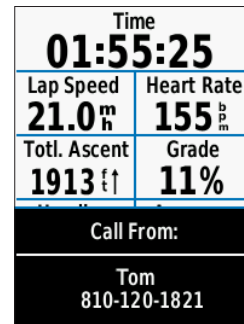
MAP WITH VARIA OVERLAY



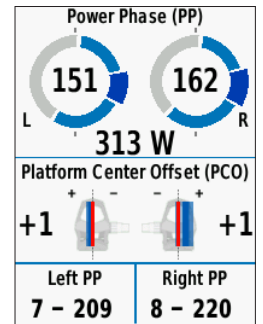
GROUPTRACK



INCIDENT DETECTION



SMART NOTIFICATIONS



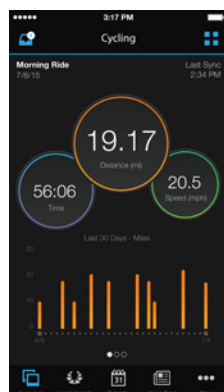
CYCLING DYNAMICS

## GARMIN CONNECT™ MOBILE APP

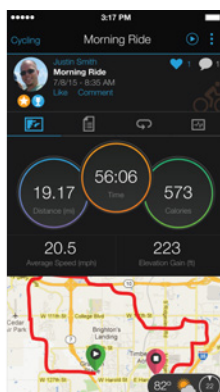
Concise, easy-to-understand charts, graphs, maps and more let you view your activities, track progress toward goals and wirelessly upload and share relevant data directly with the online Garmin Connect network.



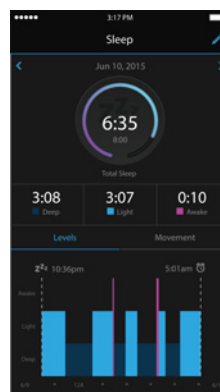
MY DAY



CYCLING STATS



RIDE DATA



SLEEP



GARMIN CONNECT INSIGHTS



WEIGHT

PRODUCT COMPARISON

	Edge® 520	Edge® Explore 820	Edge® 820	Edge® 1000
Battery life	Up to 15hrs	Up to 15hrs training Plus new Battery Save mode	Up to 15hrs training Plus new Battery Save mode	Up to 15hrs
Display size	2.3"	2.3"	2.3"	3.0"
Colour display	•	•	•	•
Touchscreen		•	•	•
Landscape/portrait orientation				•
MicroSD slot				•
Wi-Fi® compatibility	•		•	•
Ambient light			•	•
Tracks time, distance, speed and position	•	•	•	•
Auto Pause®	•	•	•	•
Auto Lap®	•	•	•	•
Auto Start	•	•	•	•
Auto Scroll	•	•	•	•
Altimeter	•	•	•	•
Customisable data fields	•	•	•	•
Weather alerts	•	•	•	•
Preloaded Garmin Cycle Map		•	•	•
Ability to add maps (internal memory for 820)		•	•	•
Round-trip routing		•	•	•
Route planner		•	•	•
Courses	•	•	•	•
Incident detection		•	•	•
VO2 Max / Training Effect	•			•
FTP / Watts / kg tracking	•			•
Performance condition / lactate threshold / stress score			•	
On-device segments	•		•	•
Training plans / Workouts	•		•	•
Cycling dynamics	•		•	•
GroupTrack		•	•	
Strava Live Segment compatible	•		•	•
LiveTrack	•		•	•
Connect IQ™ store app	•	•	•	•
Smart notifications	•	•	•	•
Audio prompts		•	•	
Varia™ compatibility	•	•	•	•
ANT+™ Electronic Shifting compatibility	•		•	•
ANT+™ power meter compatibility	•		•	•
VIRB™ compatibility	•	•	•	•
Edge remote compatibility	•	•	•	•
Wireless auto sync	•	•	•	•
External heart rate monitor support	•	•	•	•

PRODUCT CONFIGURATION

	Part Number	UPC	RRP
<b>Edge 820</b> Includes: Extended out-front mount, standard mount, tether, USB cable, manuals	GM1820	753759161514	£329.99
<b>Edge 820 Bundle</b> Includes: Extended out-front mount, standard mount, speed sensor, cadence sensor, premium heart rate monitor, tether, USB cable, manuals	GM2820	753759161521	£389.99
<b>Edge Explore 820</b> Includes: Extended out-front mount, standard mount, tether, USB cable, manuals	GM3820	753759161538	£279.99

PHYSICAL SPECIFICATIONS

Unit dimensions (WxHxD)	7.3 x 4.9 x 2.1 cm
Screen size	5.8 cm
Unit weight	67.7 g
Gift box dimensions (WxHxD)	Edge 820/Edge Explore: 13.9 x 13.7 x 5.8 cm Edge 820 Bundle: 13.9 x 13.9 x 6.9 cm
Gift box weight	Edge 820/Edge Explore 820: 349.7 g Edge 820 Bundle: 425.7 g
Master carton dimensions (WxHxD)	Edge 820/Edge Explore 820: 37.1 x 29.5 x 30.0 cm Edge 820 Bundle: 30.0 x 45.0 x 44.0 cm
Master carton weight	Edge 820/Edge Explore 820: 10.2 kg Edge 820 Bundle: 12.0 kg
Master carton quantity	Edge 820/Edge Explore 820: 24 Edge 820 Bundle: 36
Battery type	Non-replaceable Li-ion

COMPATIBLE ACCESSORY OVERVIEW



**GARMIN INDEX™ SMART SCALE**  
Garmin Index smart scale provides the metrics you need to track progress and see results. It measures weight (lbs., kg, St.), body mass index (BMI), body fat/water percentage, bone mass and skeletal muscle mass.

**VECTOR™ 2**  
Measure where it matters with the pedal-based power meter from Garmin. It measures power, cadence, left/right balance and cycling dynamics, which show how and where you produce power.

**VARIA™ SMART BIKE LIGHTS**  
Varia smart bike lights from Garmin automatically adjust to changing light conditions as well as the speed of the cyclist. Smarter lights can help create a safer riding environment.

**VARIA™ RADAR & TAIL LIGHT**  
Create a safer cycling environment by warning cyclists of vehicles approaching from behind up to 140 meters (153 yards) and also warns approaching vehicles of a cyclist ahead.

**VARIA™ VISION IN-SIGHT DISPLAY**  
Varia Vision in-sight display enhances your road awareness by putting the information you want right where you want it – in your line of sight.

1 When used with power and heart rate.  
2 When used with Vector™ power meter.  
3 When paired with compatible smartphone; see Garmin.com/ble for list of devices.  
4 Incident detection intended for road cycling use.