

GAME SELECTION PORTAL GUIDE

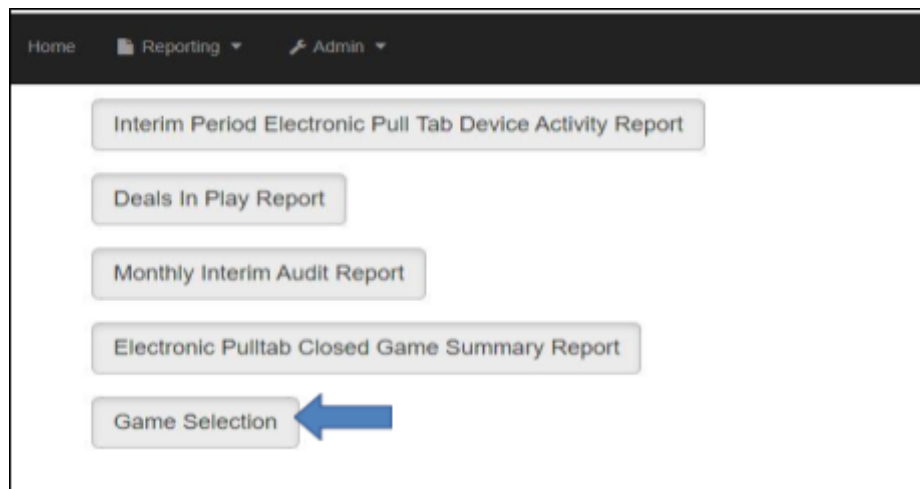
1. Introduction

The Game Selection Portal is a website available for charities to select their game choices for the upcoming quarter.

- Game selection is available on the reporting site: <https://ndg2-state.pulltabreports.com/>
- A **maximum of 12 games** can be selected for the next quarter before closing the current quarter.
- Changes can be made on the game selection site until a location closes the current quarter.

2. Navigating to the Game Selection Portal

1. Login to the reporting site and click **Game Selection**.




2. Select your location from the drop-down menu under **Location Tab**.



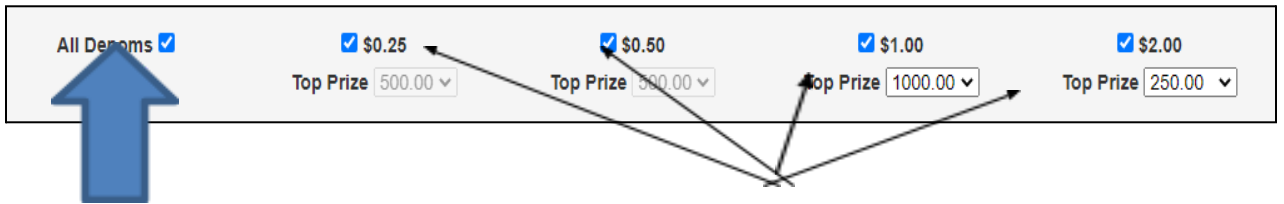
3. Under **Game Selection** click **View Games**.
4. The next page will present a list of games available for selection as well as their denominations and top prize selection (*if applicable*).

3. Selecting Games

1. Begin by selecting the checkbox to the left of the game logo you wish to select.



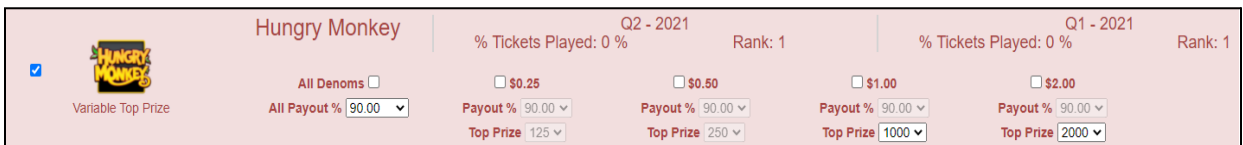
2. Select all denominations for the game by clicking the **All Denoms** check box or select individual denominations by selecting their respective denomination checkbox for the ones you wish to select



All denominations

Individual Denominations

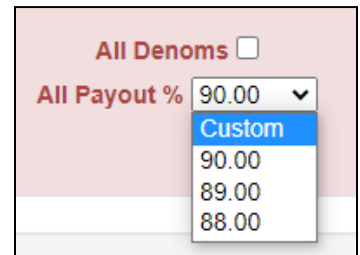
Note: Unselecting all denominations for a game will highlight the game selection red, indicating that at least one denomination must be selected.



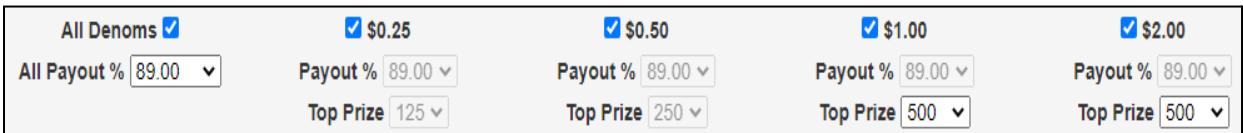
3. After selecting denominations, select the Payout Percentages for each denomination.

- a. You can default all denominations to use the same payout by selecting it in the **All Payout %** dropdown.

- b. Selecting **Custom** will allow for individual selection of the payout percentages.



- c. Selecting the desired payout percentage from the drop down will apply that percentage to all denominations of that game, locking them.

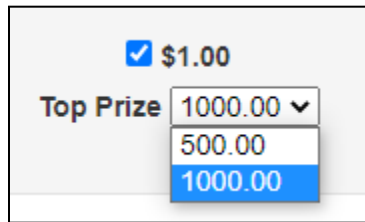


- Once the desired denominations are selected, you may choose a new top prize for the available denominations. This is indicated by the text **Variable Top Prize** (see Variable Top Prize document).

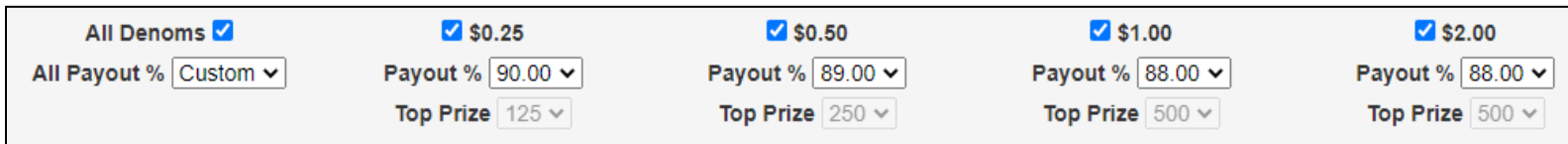
The following games and their respective denominations offer a higher top prize:

- Denominations
 - \$1.00 denomination - \$1000 top prize
 - \$1.50 denomination - \$1500 top prize
 - \$2.00 denomination - \$2000 top prize
- Games
 - The Big One
 - Hungry Monkey
 - Fiery Phoenix
 - Princess of the Nile
 - Fortune Fields
 - Red Hot Riches
 - Triple Diamond Deuces
 - Heist Zone
 - Bonanza Bucks
 - Rockin' Robin
 - Mayan Temple
 - Frog King
 - Arctic Wilds

Once a denomination with an available variable top prize is selected, use the dropdown box beneath the denomination to view and select the top prize.

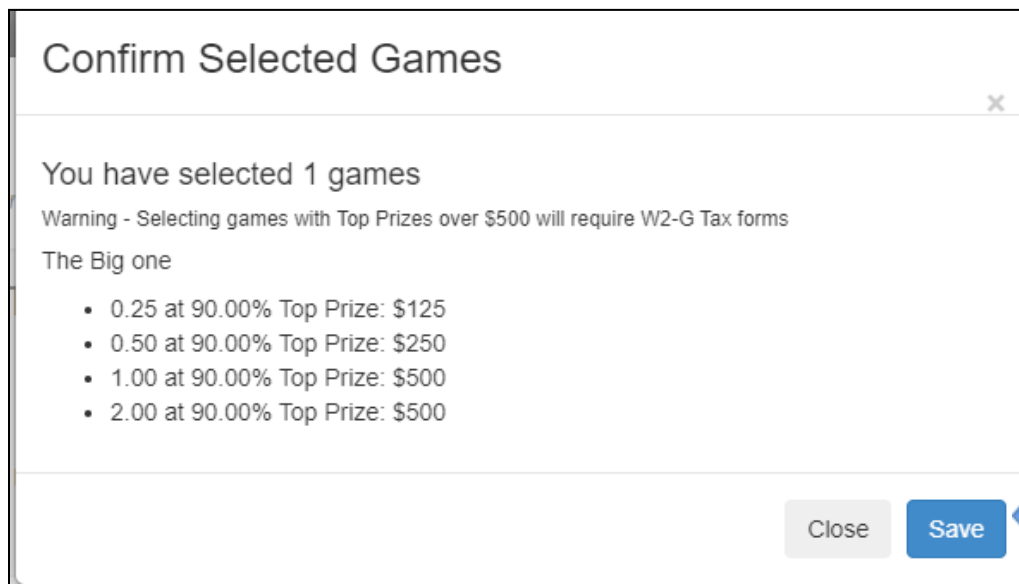


Games that do not offer a variable top prize will have their dropdown box grayed out and unselected.



- Once the desired games, denominations and top prizes are selected, hit the **Submit** button, which is located on the left side of the page.
- Hitting **Submit** will open the confirmation box.

- a. Confirm your selections and ensure the games, denominations, and top prizes you have selected are correct.
- b. You may **Save** as many times as needed, although once the *Closed Game Summary Report* is created, the most recently saved selections will be downloaded onto the game terminals.
- c. This page will show:
 - i. Selected Games
 - ii. Denominations
 - iii. Payout Percentage (if top prize is chosen)
 - iv. Top Prize (if available)



7. Once you are satisfied with your selections, click **Save**.
 - a. This will save your selections and bring you back to the game selection page.
 - b. At this time, you can close the portal.
 - c. If you need to make further changes, or change a game selection, go back to the page, and make your selections. Ensure you **Submit** and **Save** when done!