

MACHEREY-NAGEL

User manual



■ NucleoTrap® CR

■ NucleoTrap®

February 2020 / Rev. 07

PCR clean up, gel extraction

Protocol at a glance (Rev. 07)


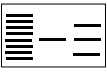






	NucleoTrap®CR PCR clean up		NucleoTrap® Gel extraction
1 NucleoTrap®: Excise DNA fragment/ Solubilize gel slice			
NucleoTrap®CR: Adjust binding conditions	4 vol NT2/1 vol sample		300 µL NT1/100 mg gel
2 Bind DNA	10 µL silica matrix / 100 µL sample RT, 10 min 10,000 x g, 30 s	 	4 µL silica matrix/ µg DNA 50 °C, 5–10 min 10,000 x g, 30 s
3 Wash silica matrix	1st 400 µL NT2 2nd 400 µL NT3 3rd 400 µL NT3 10,000 x g, 30 s 10,000 x g, 30 s 10,000 x g, 30 s	 	1st 500 µL NT2 2nd 500 µL NT3 3rd 500 µL NT3 10,000 x g, 30 s 10,000 x g, 30 s 10,000 x g, 30 s
4 Dry silica matrix	RT or 37 °C, 10–15 min		RT or 37 °C, 10–15 min
5 Elute DNA	25–50 µL NE RT, 10–15 min 10,000 x g, 30 s	 	25–50 µL NE RT, 10–15 min 10,000 x g, 30 s

Table of contents

1	Components	4
1.1	Kit contents	4
1.2	Consumables and equipment to be supplied by the user	5
1.3	About this user manual	5
2	Product description	5
2.1	The basic principle	5
2.2	Kit specifications	6
2.3	Elution procedures	7
3	Storage conditions and preparation of working solutions	8
4	Safety instructions	9
5	NucleoTrap [®] CR protocol – direct purification of PCR products	10
6	NucleoTrap [®] protocol – DNA extraction from agarose gels	12
7	Protocol for concentration, desalting, removal of enzymes, etc.	14
8	Appendix	15
8.1	Troubleshooting	15
8.2	Ordering information	16
8.3	References	16
8.4	Product use restriction/warranty	17

1 Components

1.1 Kit contents

NucleoTrap[®]CR		
REF	10 preps 740587.10	100 preps 740587
NucleoTrap [®] CR Suspension	100 µL	1000 µL
Buffer NT2	10 mL	100 mL
Wash Buffer NT3 (Concentrate)*	6 mL	25 mL
Elution Buffer NE**	13 mL	13 mL
User manual	1	1

NucleoTrap[®]		
REF	10 preps 740584.10	100 preps 740584
NucleoTrap [®] Suspension	100 µL	1000 µL
Buffer NT1	6 mL	60 mL
Buffer NT2	10 mL	100 mL
Wash Buffer NT3 (Concentrate)*	6 mL	25 mL
Elution Buffer NE**	13 mL	13 mL
User manual	1	1

*For preparation of working solutions and storage conditions see section 3.

** Composition of Elution Buffer NE: 5 mM Tris/HCl, pH 8.5

1.2 Consumables and equipment to be supplied by the user

Consumables:

- 96–100% ethanol
- 1.5 mL microcentrifuge tubes

Equipment:

- Centrifuge for microcentrifuge tubes
- Manual pipettors and disposable tips
- Vortex mixer
- Heating-block
- Personal protection equipment (lab coat, gloves, goggles)

1.3 About this user manual

It is strongly recommended to read the detailed protocol sections of this user manual if using the NucleoTrap[®]CR/NucleoTrap[®] kits for the first time. However, experienced users may refer to the Protocol at a glance. The Protocol at a glance is designed to be used only as a supplemental tool for quick referencing while performing the purification procedure.

All technical literature is available on the internet at www.mn-net.com.

Please contact Technical Service regarding information about changes of the current user manual compared to previous revisions.

2 Product description

2.1 The basic principle

With the NucleoTrap[®]CR/Trap[®] method, DNA binds in the presence of chaotropic salts (Buffer NT1 and Buffer NT2) to specially activated silica particles (matrix). Buffer NT1 contains additional components in order to dissolve agarose gel slices. Afterwards, the NucleoTrap[®]CR/Trap[®] matrix is added to the binding mixtures. Contaminations like salts and soluble macromolecular components are removed by a simple washing step with ethanolic Wash Buffer NT3. Pure DNA is finally eluted under low ionic strength conditions with slightly alkaline Elution Buffer NE (5 mM Tris-Cl, pH 8.5).

2.2 Kit specifications

- The NucleoTrap®CR kit is designed for direct purification of PCR products.
- The NucleoTrap® kit is designed for the purification of DNA from TAE/TBE agarose gels.
- In contrast to the NucleoTrap® matrix, the NucleoTrap®CR matrix will not bind DNA fragments < 100 bp due to a larger pore size of the silica matrix.
- Standard as well as low melting agarose gels can be used.
- The prepared DNA fragments can be used directly in applications like automated fluorescent DNA sequencing, PCR, or any kind of enzymatic manipulation.

Table 1: Kit specifications at a glance

Parameter	NucleoTrap®CR	NucleoTrap®
Technology	Silica matrix	Silica matrix
Format	Silica bead suspension	Silica bead suspension
Sample material	< 400 µL PCR reaction mixture	< 200 mg agarose gel
DNA fragments from agarose gels	-	++
Desalting, removal of enzymes, nucleotides and/or labeling reagents like biotin or radioactive ATP, etc.	++	+
Direct purification of amplified DNA	++	-
Fragment size	100 bp–approx. 50 kbp	20 bp–approx. 50 kbp
Typical recovery	70–80 %	50–90 %
A ₂₆₀ /A ₂₈₀	1.7–1.9	1.7–1.9
Elution volume		20–50 µL
Preparation time		60 min/6 preps
Binding capacity		6 µg/10 µL matrix

- not recommended + possible ++ optimal

2.3 Elution procedures

For the elution of DNA one of the following solutions can be used: Buffer NE (supplied)/TE buffer, pH 8.5/distilled water, pH 8.5.

If water is used, the pH should be checked and adjusted to pH 8–8.5 since deionized water usually exhibits a pH below 7. Furthermore, absorption of CO₂ leads to a decrease in pH of unbuffered solutions.

Note: EDTA in TE buffer may cause problems in subsequent reactions. See Table 2 for correlation between fragment size and typical recoveries for purification of 1–5 µg of PCR fragments (for gel extraction, recoveries are approximately 10 % lower).

Table 2: DNA recovery with NucleoTrap[®]CR / NucleoTrap[®]

Fragment length	NucleoTrap [®] CR	NucleoTrap [®]
20 bp	0 %	50 %
40 bp	0 %	68 %
120 bp	68 %	78 %
200 bp	76 %	85 %
520 bp	80 %	87 %
2.5 kbp	81 %	88 %
5.3 kbp	80 %	86 %
8.7 kbp	76 %	80 %
19.4 kbp	74 %	74 %

3 Storage conditions and preparation of working solutions

Attention: Buffers NT1 and NT2 contain chaotropic salts! Wear gloves and goggles!

The NucleoTrap[®]CR/NucleoTrap[®] kits should be stored at room temperature and are stable for up to one year.

Before starting any NucleoTrap[®]CR/NucleoTrap[®] protocol prepare the following:

Wash Buffer NT3: Add the indicated volume of 96–100 % ethanol to Wash Buffer NT3 Concentrate.

NucleoTrap [®] CR		
REF	10 preps 740587.10	100 preps 740587
Wash Buffer NT3 (Concentrate)	6 mL Add 24 mL ethanol	25 mL Add 100 mL ethanol


NucleoTrap [®]		
REF	10 preps 740584.10	100 preps 740584
Wash Buffer NT3 (Concentrate)	6 mL Add 24 mL ethanol	25 mL Add 100 mL ethanol

4 Safety instructions

The following components of the NucleoTrap®CR/NucleoTrap® kits contain hazardous contents. Wear gloves and goggles and follow the safety instructions given in this section.

Only harmful features do not need be labeled with H and P phrases until 125 mL or 125 g.

Mindergefährliche Eigenschaften müssen bis 125 mL oder 125 g nicht mit H- und P-Sätzen gekennzeichnet werden.

Component	Hazard contents	GHS symbol	Hazard phrases	Precaution phrases
Inhalt	Gefahrstoff	GHS-Symbol	H-Sätze	P-Sätze
NT1, NT2	Sodium perchlorate 40–60 % <i>Natriumperchlorat 40–60 %</i> CAS 7601-89-0	 DANGER GEFAHR	272, 302	210, 264W, 280sh, 301+312, 330



The symbol shown on labels refers to further safety information in this section.

Das auf Etiketten dargestellte Symbol weist auf weitere Sicherheitsinformationen dieses Kapitels hin.

Hazard phrases

H 272 May intensify fire; oxidizer.
Kann Brand verstärken; Oxidationsmittel.

H 302 Harmful if swallowed.
Gesundheitsschädlich bei Verschlucken.

Precaution phrases

P 210 Keep away from heat/sparks/open flames/hot surfaces. No smoking.
Von Hitze, heißen Oberflächen, Funken, offenen Flammen sowie anderen Zündquellenarten fernhalten. Nicht rauchen.

P 264W Wash with water thoroughly after handling.
Nach Gebrauch mit Wasser gründlich waschen.

P 280sh Wear protective gloves/eye protection.
Schutzhandschuhe/Augenschutz tragen.

P 301+312 IF SWALLOWED: Call a POISON CENTER/doctor if you feel unwell.
BEI VERSCHLUCKEN: Bei Unwohlsein GIFTINFORMATIONSZENTRUM/Arzt anrufen.

P 330 Rinse mouth.
Mund ausspülen.

For further information please see Material Safety Data Sheets (www.mn-net.com).
Weiterführende Informationen finden Sie in den Sicherheitsdatenblättern (www.mn-net.com).

5 NucleoTrap[®]CR protocol – direct purification of PCR products

Before starting the preparation:

- Check if Wash Buffer NT3 was prepared according to section 3.

1 Adjust DNA binding conditions

Add **4 volumes** of **Buffer NT2** to **1 volume** of sample (e.g., 400 μ L Buffer NT2 and 100 μ L PCR reaction mixture).



**+ 4 vol NT2 per
1 vol sample**

For sample volumes < 100 μ L adjust the volume of the reaction mix to 100 μ L using TE buffer (pH 7.5).

Note: If the volume of the PCR reaction mixture is > 100 μ L, the volumes of Buffer NT2 and NucleoTrap[®]CR Suspension must be increased proportionally. Example: a volume of 150 μ L reaction mixture needs 600 μ L of Buffer NT2, and 15 μ L NucleoTrap[®]CR Suspension to adjust proper binding conditions.

2 Bind DNA

Vortex the NucleoTrap[®]CR Suspension thoroughly until a homogeneous mixture results. Add **10 μ L** of **NucleoTrap[®]CR Suspension** to each **100 μ L** of **reaction mixture**.



**10 μ L
silica matrix
RT, 10 min**



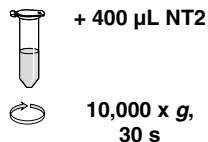
**10,000 x g,
30 s**

Incubate the mixture for **10 min** at **room temperature** and vortex briefly every 2–3 min.

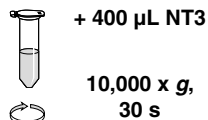
Centrifuge the sample at **10,000 x g** for **30 s** and discard the supernatant.

3 Wash silica matrix**1st wash**

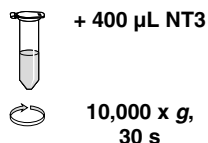
Add **400 µL Buffer NT2** to the pelleted silica matrix and vortex briefly for resuspension of the pellet. Centrifuge for **30 s** at **10,000 x g** and remove the supernatant completely.

**2nd wash**

Add **400 µL Buffer NT3** to the pelleted silica matrix and vortex briefly. Centrifuge for **30 s** at **10,000 x g** and remove the supernatant completely.

**3rd wash**

Add **400 µL Buffer NT3** to the pelleted silica matrix and vortex briefly. Centrifuge for **30 s** at **10,000 x g**. Remove the supernatant and centrifuge the pellet again briefly. Remove residual Buffer NT3 completely.

**4 Dry silica matrix**

Dry the pelleted silica matrix at **room temperature** or at **37 °C** for **10–15 min**.

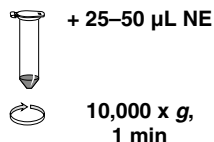
RT or 37 °C,
10–15 min

It is not recommended to dry the sample by vacuum since over-dried pellets lead to lower recoveries.

Residual ethanol from Buffer NT3 would inhibit subsequent reactions and has to be removed in this step.

5 Elute DNA

Add **25–50 µL Buffer NE** to the silica matrix. Resuspend the pellet by vortexing. Incubate the mixture at **room temperature** for **10–15 min**. Vortexing the mixture 2–3 times during incubation is recommended. Centrifuge the sample at **10,000 x g** for **30 s** and transfer the DNA containing supernatant to a clean tube (not provided). Repeating this step will increase the yield by approximately 10%.



Yield of larger fragments (> 5–20 kbp) can be increased by performing the incubation at 55 °C.


6 NucleoTrap® protocol – DNA extraction from agarose gels

Before starting the preparation:

- Check if Wash Buffer NT3 was prepared according to section 3.
- Set heating block to 50 °C.

1 Excise DNA fragment/Solubilize gel slice


Take a clean scalpel to excise the DNA fragment from agarose gel. Excise gel slice containing the fragment carefully to minimize the gel volume. Determine the weight of the gel slice and transfer it to a clean tube (not provided).



For each **100 mg** agarose gel add **300 µL NT1**.

For gels containing > 2 % agarose, double the volume of Buffer NT1.

Note: If the weight of the gel slice is > 100 mg, the volume of Buffer NT1 must be increased proportionally. Example: a 150 mg gel slice (< 2 % agarose) needs 450 µL Buffer NT1.

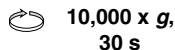
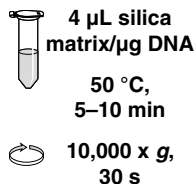


2 Bind DNA

Vortex the NucleoTrap® Suspension thoroughly until a homogeneous mixture results. **For each µg of DNA** add **4 µL** of the **NucleoTrap® Suspension**, but at least 10 µL.

Incubate sample at 50 °C until the gel slice is dissolved (5–10 min). Vortex the sample briefly every 2–3 min until the gel slice is dissolved completely.

Centrifuge for **30 s** at **10,000 x g** and discard supernatant.



3 Wash silica matrix**1st wash**

Add 500 µL Buffer NT2 to the pelleted silica matrix and vortex briefly for resuspension of the pellet. Centrifuge for 30 s at 10,000 x g and remove the supernatant completely.



+ 500 µL NT2

10,000 x g,
30 s**2nd wash**

Add 500 µL Buffer NT3 to the pelleted silica matrix and vortex briefly. Centrifuge for 30 s at 10,000 x g and remove the supernatant completely.



+ 500 µL NT3

10,000 x g,
30 s**3rd wash**

Add 500 µL Buffer NT3 to the pelleted silica matrix and vortex briefly. Centrifuge for 30 s at 10,000 x g. Remove the supernatant and centrifuge the pellet again briefly. Remove residual Buffer NT3 completely.



+ 500 µL NT3

10,000 x g,
30 s**4 Dry silica matrix**

Dry the pelleted silica matrix at **room temperature** or at **37 °C** for **10–15 min**.

RT or 37 °C,
10–15 min

It is not recommended to dry the sample by vacuum since over-dried pellets lead to lower recoveries.

Residual ethanol from Buffer NT3 would inhibit subsequent reactions and has to be removed in this step.

5 Elute DNA

Add **25–50 µL Buffer NE** to the silica matrix. Resuspend the pellet by vortexing. Incubate the mixture at room **temperature** for **10–15 min**. Vortexing the mixture 2–3 times during incubation is recommended. Centrifuge the sample at **10,000 x g** for **30 s** and transfer the DNA containing supernatant to a clean tube (not provided). Repeating this step will increase the yield by approximately 10%.



+ 20–50 µL NE

10,000 x g,
30 s

Yield of larger fragments (> 5–20 kbp) can be increased by performing the incubation at 55 °C.

7 Protocol for concentration, desalting, removal of enzymes, etc.

Before starting the preparation:

- Check if Wash Buffer NT3 was prepared according to section 3.

1 Adjust DNA binding conditions

Add **4 volumes Buffer NT2** to **1 volume** of DNA containing **sample** (e.g., 400 μ L Buffer NT2 and 100 μ L reaction mixture).



+ 4 vol NT2 per
1 vol sample

2 Bind DNA

Vortex the NucleoTrap[®]CR / NucleoTrap[®] Suspension thoroughly until a homogeneous mixture results. For **each μ g of DNA** add **4 μ L of silica matrix**, but at least **10 μ L**.



4 μ L silica
matrix/ μ g DNA

50 °C,
5–10 min

Incubate the mixture for **10 min** at **room temperature** and vortex briefly every 2–3 min.



10,000 x g,
30 s

Centrifuge for **30 s** at **10,000 x g** and discard supernatant.

Important note: Be aware of the NucleoTrap[®] Suspension binding fragments down to 20 bp (see Table 2, section 2.3).

Continue with **section 5, step 3**.

8 Appendix

8.1 Troubleshooting

Problem	Possible cause and suggestions
	<p><i>High concentration of agarose</i></p> <ul style="list-style-type: none"> Use doubled volumes of Buffer NT1 for highly concentrated agarose gels.
Incomplete lysis of agarose slices	<p><i>Wrong buffer</i></p> <ul style="list-style-type: none"> Buffer NT2 cannot be used for gel dissolution. <p><i>Time and temperature</i></p> <ul style="list-style-type: none"> Check incubation temperature. Depending on the weight of gel slice, incubation (section 6, step 2) can be prolonged up to 20 min. Vortex every 2 min and check integrity of the gel slice. Heavy weight gel slices may be quenched or crushed before addition of Buffer NT1.
	<p><i>Reagents not applied properly</i></p> <ul style="list-style-type: none"> Add indicated volume of 96–100 % ethanol to Wash Buffer NT3 Concentrate and mix well before use. <p><i>Insufficient drying of the NucleoTrap®CR/NucleoTrap® silica matrix</i></p> <ul style="list-style-type: none"> Ethanol Wash Buffer NT3 has to be removed quantitatively before elution. Prolong the drying time up to 30 min. Ethanol contamination is also indicated by gel-loading problems (samples float out of gel slots). <p><i>Isolation of large DNA fragments</i></p> <ul style="list-style-type: none"> Add room-temperature Elution Buffer NE and incubate at 55 °C for 10–15 min.

Problem	Possible cause and suggestions
Suboptimal performance of DNA in sequencing reactions	<i>Carry-over of ethanol/ethanolic Buffer NT3</i>
	<ul style="list-style-type: none"> Make sure to dry the silica matrix in order to achieve complete removal of ethanolic Buffer NT3 after the washing step. Ethanolic contaminations are also indicated by gel-loading problems (samples float out of gel slots). Buffers other than Buffer NE, for example TE buffer (Tris/EDTA), were used for elution of DNA. Note: EDTA may inhibit sequencing reactions. In this case it is recommended to re-purify DNA and elute in Buffer NE or water.
	<i>Not enough DNA used for sequencing reaction</i>
	<ul style="list-style-type: none"> Quantitate DNA by agarose gel electrophoresis before setting up sequencing reactions.
	<i>NucleoTrap®CR or NucleoTrap® particles were not removed quantitatively</i>
	<ul style="list-style-type: none"> Centrifuge the eluate again and transfer the supernatant to a new tube.

8.2 Ordering information

Product	REF	Pack of
NucleoTrap®CR	740587.10	10 preps
	740587	100 preps
NucleoTrap®	740584	10 preps
	740584	100 preps
NucleoTrap® Suspension	740568	100 preps
Buffer NT1	740596.100	2 x 50 mL
Buffer NT2	740597	2 x 50 mL
Buffer NT3 Concentrate (for 100 mL Buffer NT3)	740598	20 mL
Collection Tubes (2 mL)	740600	1000

Visit www.mn-net.com for more detailed product information.

8.3 References

Vogelstein B., and D. Gillespie. 1979. Preparative and analytical purification of DNA from agarose. Proc. Natl. Acad. Sci. USA 76: 615–619.

8.4 Product use restriction/warranty

NucleoTrap[®]CR/NucleoTrap[®] kit components are intended, developed, designed, and sold FOR RESEARCH PURPOSES ONLY, except, however, any other function of the product being expressly described in original MACHEREY-NAGEL product leaflets.

MACHEREY-NAGEL products are intended for GENERAL LABORATORY USE ONLY! MACHEREY-NAGEL products are suited for QUALIFIED PERSONNEL ONLY! MACHEREY-NAGEL products shall in any event only be used wearing adequate PROTECTIVE CLOTHING. For detailed information please refer to the respective Material Safety Data Sheet of the product! MACHEREY-NAGEL products shall exclusively be used in an ADEQUATE TEST ENVIRONMENT. MACHEREY-NAGEL does not assume any responsibility for damages due to improper application of our products in other fields of application. Application on the human body is STRICTLY FORBIDDEN. The respective user is liable for any and all damages resulting from such application.

DNA/RNA/PROTEIN purification products of MACHEREY-NAGEL are suitable for IN VITRO-USES ONLY!

ONLY MACHEREY-NAGEL products specially labeled as IVD are also suitable for IN VITRO-diagnostic use. Please pay attention to the package of the product. IN VITRO-diagnostic products are expressly marked as IVD on the packaging.

IF THERE IS NO IVD SIGN, THE PRODUCT SHALL NOT BE SUITABLE FOR IN VITRO-DIAGNOSTIC USE!

ALL OTHER PRODUCTS NOT LABELED AS IVD ARE NOT SUITED FOR ANY CLINICAL USE (INCLUDING, BUT NOT LIMITED TO DIAGNOSTIC, THERAPEUTIC AND/OR PROGNOSTIC USE).

No claim or representations is intended for its use to identify any specific organism or for clinical use (included, but not limited to diagnostic, prognostic, therapeutic, or blood banking). It is rather in the responsibility of the user or - in any case of resale of the products - in the responsibility of the reseller to inspect and assure the use of the DNA/RNA/protein purification products of MACHEREY-NAGEL for a well-defined and specific application.

MACHEREY-NAGEL shall only be responsible for the product specifications and the performance range of MN products according to the specifications of in-house quality control, product documentation and marketing material.

This MACHEREY-NAGEL product is shipped with documentation stating specifications and other technical information. MACHEREY-NAGEL warrants to meet the stated specifications. MACHEREY-NAGEL's sole obligation and the customer's sole remedy is limited to replacement of products free of charge in the event products fail to perform as warranted. Supplementary reference is made to the general business terms and conditions of MACHEREY-NAGEL, which are printed on the price list. Please contact us if you wish to get an extra copy.

There is no warranty for and MACHEREY-NAGEL is not liable for damages or defects arising in shipping and handling (transport insurance for customers excluded), or out of accident or improper or abnormal use of this product; defects in products or components not manufactured by MACHEREY-NAGEL, or damages resulting from such non-MACHEREY-NAGEL components or products.

MACHEREY-NAGEL makes no other warranty of any kind whatsoever, and SPECIFICALLY DISCLAIMS AND EXCLUDES ALL OTHER WARRANTIES OF ANY KIND OR NATURE WHATSOEVER, DIRECTLY OR INDIRECTLY, EXPRESS OR IMPLIED, INCLUDING,

WITHOUT LIMITATION, AS TO THE SUITABILITY, REPRODUCTIVITY, DURABILITY, FITNESS FOR A PARTICULAR PURPOSE OR USE, MERCHANTABILITY, CONDITION, OR ANY OTHER MATTER WITH RESPECT TO MACHEREY-NAGEL PRODUCTS.

In no event shall MACHEREY-NAGEL be liable for claims for any other damages, whether direct, indirect, incidental, compensatory, foreseeable, consequential, or special (including but not limited to loss of use, revenue or profit), whether based upon warranty, contract, tort (including negligence) or strict liability arising in connection with the sale or the failure of MACHEREY-NAGEL products to perform in accordance with the stated specifications. This warranty is exclusive and MACHEREY-NAGEL makes no other warranty expressed or implied.

The warranty provided herein and the data, specifications and descriptions of this MACHEREY-NAGEL product appearing in MACHEREY-NAGEL published catalogues and product literature are MACHEREY-NAGEL's sole representations concerning the product and warranty. No other statements or representations, written or oral, by MACHEREY-NAGEL's employees, agent or representatives, except written statements signed by a duly authorized officer of MACHEREY-NAGEL are authorized; they should not be relied upon by the customer and are not a part of the contract of sale or of this warranty.

Product claims are subject to change. Therefore please contact our Technical Service Team for the most up-to-date information on MACHEREY-NAGEL products. You may also contact your local distributor for general scientific information. Applications mentioned in MACHEREY-NAGEL literature are provided for informational purposes only. MACHEREY-NAGEL does not warrant that all applications have been tested in MACHEREY-NAGEL laboratories using MACHEREY-NAGEL products. MACHEREY-NAGEL does not warrant the correctness of any of those applications.

Last updated: 07/2010, Rev. 03

Please contact:

MACHEREY-NAGEL GmbH & Co. KG

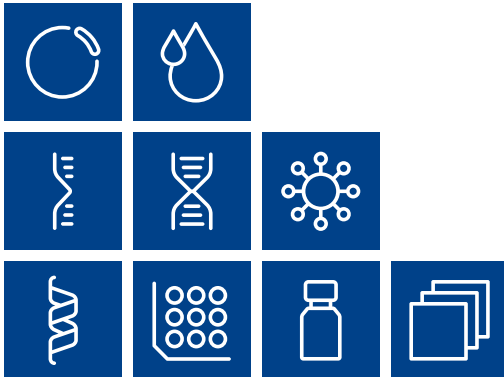
Tel.: +49 24 21 969-270

tech-bio@mn-net.com

Patents/Trademarks:

CR is patented by Roche Diagnostics

NucleoTrap is a trademark of MACHEREY-NAGEL GmbH & Co KG



www.mn-net.com

MACHEREY-NAGEL



MACHEREY-NAGEL GmbH & Co. KG
Neumann-Neander-Str. 6-8
52355 Düren · Germany

DE Tel.: +49 24 21 969-0
CH Tel.: +41 62 388 55 00
FR Tel.: +33 388 68 22 68
US Tel.: +1 484 821 0984

info@mn-net.com
sales-ch@mn-net.com
sales-fr@mn-net.com
sales-us@mn-net.com



A025754/0110.2