

USER MANUAL



**Brush Your Way To Wellness.**

Congratulations on the purchase of your new Revitin® Children's Sonic Toothbrush with Advanced Biosonic Technology.


Extensive research has shown that maintaining optimal oral health in childhood not only plays a critical role in disease prevention – it is also one of the keys to achieving vibrant systemic health and wellness into adulthood.

Our Children's Sonic Toothbrush with Advanced Biosonic Technology has been designed for efficacy and safety while making brushing fun. There are no sharp parts when changing brush heads and it is simple to use. With proper parental guidance, it can demonstrate superior dental plaque removal, up to 10x greater than a manual toothbrush keeping your child's teeth whiter and gums healthier.

We believe that once your child has experienced the Revitin® Children's Sonic Toothbrush difference, brushing will be an activity they will look forward to, and so will going to the dentist for healthy checkups!

Yours in good health,

Dr. Gerry Curatola  
 Founder & Chief Science Officer,  
 Revitin Life Sciences, LLC



**Warnings:**

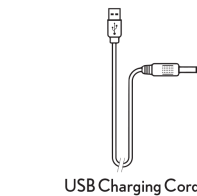
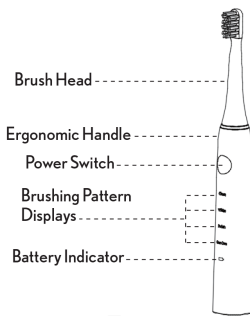
1. Read all instructions before using this product.
2. Use by children only with adult supervision.
3. Never share brush heads with others.
4. Contact your dental professional if excessive gum bleeding occurs after using this product or if gum bleeding continues to occur after 1 week of use. This can be a sign of gum disease.
5. Consult your dental professional before use if your child has orthodontic appliances (braces), temporary dental fillings or crowns, and/or has recently received dental treatment.
6. Discontinue use of this product and contact your dental professional if discomfort or pain is experienced.
7. This product should only be used as directed for oral care. Do not use for any other purpose.
8. Replace the brush head every three months. If there is any visible wear and tear before 3 months, the brush head should be replaced immediately.
9. Rinse toothbrush well after each use. Clean brush head and handle with soap and water after each use.

**Important Product Safeguards:**

1. Do not immerse the charging cord in water or any liquid.
2. Do not use while bathing.
3. This product contains built-in rechargeable batteries. Do not charge if hot to the touch or if the cord or plug are damaged.
4. Product may be damaged if dropped. Do not use if visible damage is detected.
5. Do not attempt to repair this product.
6. Avoid strong electromagnetic fields (such as microwave ovens) when charging.
7. Unplug from power source if not used frequently or left unattended/unused for an extended period of time.

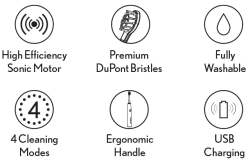
**CHARGE FOR 24 HOURS BEFORE FIRST USE**  
 See Daily Maintenance for details.

**Product Description:**



**Product Specifications:**

**brand** Revitin®  
**product model** Children's Sonic Toothbrush  
**product #** R-H2K  
**working pattern** clean/white/polish/gum care  
**working voltage** 3.7V  
**rated power** 3W  
**switch way** Tact Switch  
**display** LED light  
**lifetime** 100 minutes  
**charging time** 3 hrs  
**charging current** 300mA  
**battery parameter** li-ion battery 600mAh  
**electricity reminding** low electricity indicator  
**waterproof class** IPX7  
**standard** GB47061-2005  
 GB4706.59-2008



**Daily Maintenance:**

**Brush Head:**

Clean/rinse with water after each use and let air dry.

**Toothbrush Handle:**

Clean with water (remove charging cord before cleaning or exposing to water) and let air dry.

**IMPORTANT:** Never immerse components in liquid; do not use hot water or cleaning solution.

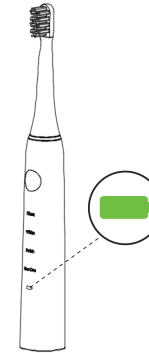
**Toothbrush Charging:**

The toothbrush will be factory powered during production. In order to maximize the life and efficiency of the built-in battery, **CHARGE FOR 24 HOURS BEFORE FIRST USE.**

To extend the life of the battery, only charge when charge is used up or low. The indicator light will "breathe" during the charging process; solid indicator light indicates a full charge.

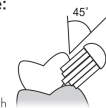
At least once a year, allow the toothbrush to discharge completely.

**Caution:** Do not drop. Do not use if the body or brush is damaged. Keep away from heat. Do not use in an excessively heated environment. If malfunctioning, please do not attempt any repairs.



**Brushing / Step Three:**

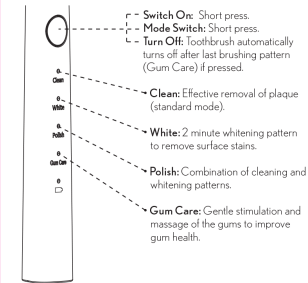
Place the brush head into the mouth prior to switching the brush on.



Assist your child in positioning the toothbrush bristles against the teeth at a slight angle (approximately 45 degrees), pressing gently to allow the bristles to reach slightly beneath the gumline.

Press the "ON" button in the process of brushing to change brushing modes as desired.

The toothbrush produces a short frequency vibration every 30 seconds during the brushing process as a reminder to change the location of the brush.



**Charging:**

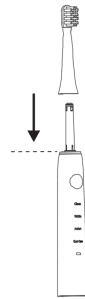
• Insert the USB charging cable into bottom of toothbrush. Once connected to a power source, the toothbrush will start charging immediately.

• During the charging process, the indicator light will flash intermittently.

• The indicator light will stay on after charging. The indicator light will flash quickly when the charge is low and in need of recharging.

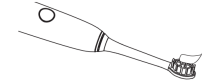
**Brushing / Step One:**

Attach the brush head to the toothbrush handle making sure there is a slight gap between the head and the handle. This allows the brush head to vibrate properly.



**Brushing / Step Two:**

Wet the brush head and apply a pea sized amount of Revitin® toothpaste.



**Brush Head:**



Our toothbrushes are made with patented DuPont filaments, which have been recognized as the apex of quality in the oral care synthetic filament industry.

Premium 0152mm ultra soft bristles are gentle on teeth and gums while removing plaque better than a manual toothbrush.

Change brush head every 3 months.

To purchase replacement heads, please contact customer service.

**Intelligent Timing Pattern:**

- Toothbrush will vibrate every 30 seconds to remind your child to move to the next cleaning area.
- After 2 minutes, the toothbrush will stop automatically.



**Product Registration:**

This toothbrush is under warranty for one year from the date of purchase.

Please record the following information upon purchasing and retain for your records:

Product #: \_\_\_\_\_  
 Purchase date: \_\_\_\_\_  
 Order # (if purchased online): \_\_\_\_\_

Register your purchase online:  
[www.revitin.com/warranty](http://www.revitin.com/warranty)

**Warranty covers toothbrush body only (brush heads are not covered by this warranty).**

**The following is NOT covered by this warranty:** Product damage due to improper use, handling or storage; products that have been disassembled or reassembled in an attempt to repair; products without a valid purchase record; product damage due to voltage instability or beyond the specified limits; product damage caused by failure to operate according to the instruction manual. Other conditions may apply.

**Customer Service:**

If you experience any difficulty with the performance of your toothbrush, please contact us and inform us of your issue at: [info@revitin.com](mailto:info@revitin.com)