

DENTIST DEVELOPED



revitin
PROFESSIONAL
SONIC TOOTHBRUSH
ADVANCED BIOSONIC TECHNOLOGY
USER MANUAL

Warnings:

1. Read all instructions before using this product.
2. Consult your dental professional before use if you have had oral surgery in the previous 2 months.
3. Contact your dental professional if excessive gum bleeding occurs after using this product or if gum bleeding continues to occur after 1 week of use. This can be a sign of gum disease.
4. Consult your dental professional before use if you have an orthodontic appliance, dental implants and/or have recently received restorative dental treatment (crowns, fillings, bridgework).
5. Discontinue use of this product and contact your dental professional if discomfort or pain is experienced.
6. This product should only be used as directed for oral care. Do not use for any other purpose.
7. Replace the brush head every three months. If there is any visible wear and tear before 3 months, the brush head should be replaced immediately.
8. Rinse toothbrush well after each use. Clean brush head and handle with soap and water after each use.
9. Never share brush heads with others.

Important Product Safeguards:

1. Do not immerse the charging base in water or any liquid.
2. Do not use while bathing.
3. This product contains built-in rechargeable batteries. Do not charge if hot to the touch or if the cord or plug are damaged.
4. Product may be damaged if dropped. Do not use if visible damage is detected.
5. Do not attempt to repair this product yourself.
6. Avoid strong electromagnetic fields (such as microwave ovens) when charging.
7. Do not place metal objects (such as coins or paper clips) in the charger.
8. Unplug from power source if not used frequently or left unattended/unused for an extended period of time.

**CHARGE FOR 24 HOURS
BEFORE FIRST USE**
See Daily Maintenance for details.

Daily Maintenance:

Brush Head:

Clean/rinse with water after each use and let air dry.

Toothbrush Handle & Charging Base:

Clean with water (unplug base before cleaning or exposing to water) and let air dry.

IMPORTANT: Never immerse components in liquid; do not use hot water or cleaning solution.

Wireless Charging:

The toothbrush will be factory powered during production. In order to maximize the life and efficiency of the built-in battery, **CHARGE FOR 24 HOURS BEFORE FIRST USE.**

To extend the life of the battery, only charge when charge is used up or low. The indicator light will "breathe" during the charging process; solid indicator light indicates a full charge.

At least once a year, allow the toothbrush to discharge completely.

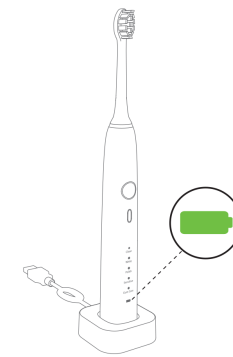
Caution: Do not drop. Do not use if the body or brush is damaged. Keep away from heat. The body and charging base should not be used in an excessively heated environment. If malfunctioning, please do not attempt any repairs.

Charging:

• Connect the charger base to power source, then place toothbrush in the base for charging as shown in the figure.

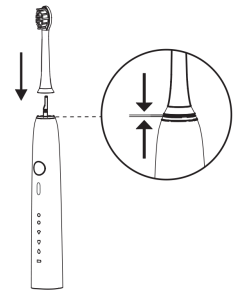
• During the charging process, the indicator light will flash intermittently.

• The indicator light will stay on after charging. The indicator light will flash quickly when the charge is low and in need of recharging.



Brushing / Step One:

Attach the brush head to the toothbrush handle making sure there is a slight gap between the head and the handle. This allows the brush head to vibrate properly.



Brushing / Step Two:

Wet the brush head and apply a pea sized amount of Revitin® toothpaste.



Brush Your Way To Wellness.

Congratulations on the purchase of your new Revitin® Professional Sonic Toothbrush with Advanced Biosonic Technology.

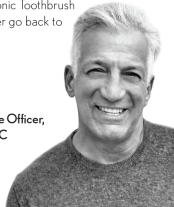
Extensive research has shown that maintaining optimal oral health not only plays a critical role in disease prevention – it is also one of the keys to achieving vibrant systemic health and wellness, essential for a longer, healthier life.

Our Professional Sonic Toothbrush with Advanced Biosonic Technology has demonstrated superior dental plaque removal; up to 10x greater than a manual toothbrush. By following instructions and with regular use, in just 30 days, users typically see superior results in the form of whiter teeth and healthier gums.

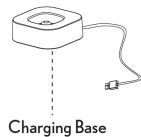
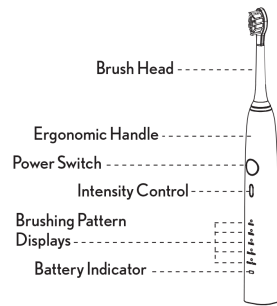
We believe that once you have experienced the Revitin® Professional Sonic Toothbrush difference, you will never go back to manual brushing again.

Yours in good health,

Dr. Gerry Curatola
Founder & Chief Science Officer,
Revitin Life Sciences, LLC

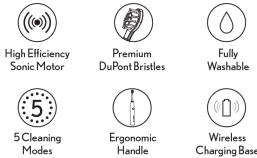


Product Description:



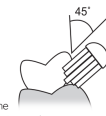
Product Specifications:

brand	Revitin®
product model	Professional Sonic Toothbrush
product #	R-H6W
working pattern	clean/white/polish/sensitive/gum care
working voltage	3.7V
rated power	3W
switch way	Tact Switch
display	LED light
lifetime	360 minutes
charging time	16-20 hrs
charging current	120mA
battery parameter	Li-ion battery 2000mAh
electricity reminding	low electricity indicator
waterproof class	IPX8
standard	GB47061-2005 GB4706.59-2008



Brushing / Step Three:

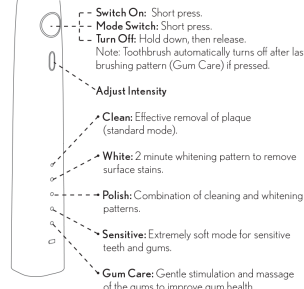
Place the brush head into the mouth prior to switching the brush on.



Position the toothbrush bristles against the teeth at a slight angle (approximately 45 degrees), pressing gently to allow the bristles to reach slightly beneath the gumline.

Press the "ON" button in the process of brushing to change brushing modes as desired.

The toothbrush produces a short frequency vibration every 30 seconds during the brushing process as a reminder to change the location of the brush.



Brush Head:

Bristle color will gradually fade to remind you to replace brush head.
White bristles polish teeth.
Crescent shape bristles increase the friction surface between teeth and toothbrush for whitening.

Our toothbrushes are made with patented DuPont filaments, which have been recognized as the apex of quality in the oral care synthetic filament industry.

Premium 0.152mm ultra soft bristles are gentle on teeth and gums while removing plaque better than a manual toothbrush.

Change brush head every 3 months.
To purchase replacement heads, please contact customer service.

Intelligent Timing Pattern:

- Toothbrush will vibrate every 30 seconds to remind you to move to the next cleaning area.
- After 2 minutes, the toothbrush will stop automatically.



Product Registration:

This toothbrush is under warranty for one year from the date of purchase.

Please record the following information upon purchasing and retain for your records:

Product #: _____
Purchase date: _____
Order # (if purchased online): _____

Register your purchase online:
www.revitin.com/warranty

Warranty covers toothbrush body and charger only (brush heads are not covered by this warranty).

The following is NOT covered by this warranty: Product damage due to improper use, handling or storage; products that have been disassembled or reassembled in an attempt to repair; products without a valid purchase record; product damage due to voltage instability or beyond the specified limits; product damage caused by failure to operate according to the instruction manual. Other conditions may apply.

Customer Service:

If you experience any difficulty with the performance of your toothbrush, please contact us and inform us of your issue at: info@revitin.com