





Catalogue  
of beauty treatments  
and **PROFESSIONAL**  
**COSMETICS**



INNOVATION in Invex Remedies cosmetics	4
Invex Remedies PROFESSIONAL BEAUTY TREATMENTS	6
Golden Touch PROfessional beauty treatment	6
Silver Touch PROfessional beauty treatment	8
Organic Silica PROfessional beauty treatment	10
Pedicure SPA SiSALT treatment	12
Pedicure SPA SiSALT+Cu treatment	14
Mezogold PROfessional beauty treatment	16
Invex Remedies PROFESSIONAL COSMETIC PRODUCTS	18
Invex Remedies PROFESSIONAL EQUIPMENT FOR BEAUTY SALONS	22
Invex Remedies PROFESSIONAL COSMETIC ACCESSORIES	25
COOPERATION with the Invex Remedies brand	26




# Innovative WAY OF LIFE

We are pleased to present you our product catalogue containing Invox Remedies professional beauty treatments and cosmetics.

The Invox Remedies company evolved from the Innovation- Implementation Unit called INWEX, established by Stanisław Szczepaniak, a brilliant chemist and inventor. Mr Szczepaniak is a holder of more than 150 patents and a winner of multiple awards, gold and silver medals received at innovation fairs.

The Invox Remedies company, relying on INWEX research output, developed and patented advanced technologies for the beauty industry. Using those technologies, it is possible to obtain elemental particles that are over ten times smaller than nanoparticles. Those are appropriately fragmented and protected against cluster formation, which makes them a perfectly effective tool in cosmetology. Parcels of active ingredients delivered with this technology provide the most efficient combination of components, readily assimilated into skin Innovative formulas, on which Invox Remedies cosmetics and diet supplements are based, are protected by numerous patents, patent applications and trademarks. Those were awarded gold medals, cups and diplomas granted on three continents, and also numerous prizes and distinctions in Poland.

## SELECTED AWARDS AND DISTINCTIONS:



**Organic silica with boron (SILOR+B)** was awarded Cup, Gold Medal and Diplomas by the International Federation of Inventors' Associations (IFIA), Gold Medal with the Jury distinction at the International Warsaw Invention Show (2010). It won, among others, the Innovation of the Year Award (2010), Golden Emblem in the category of highest quality product in the Quality International 2009, Leader of Innovation and Development, Warsaw 2010, and Cup and Diploma of Poland's Minister of Science and Higher Education.

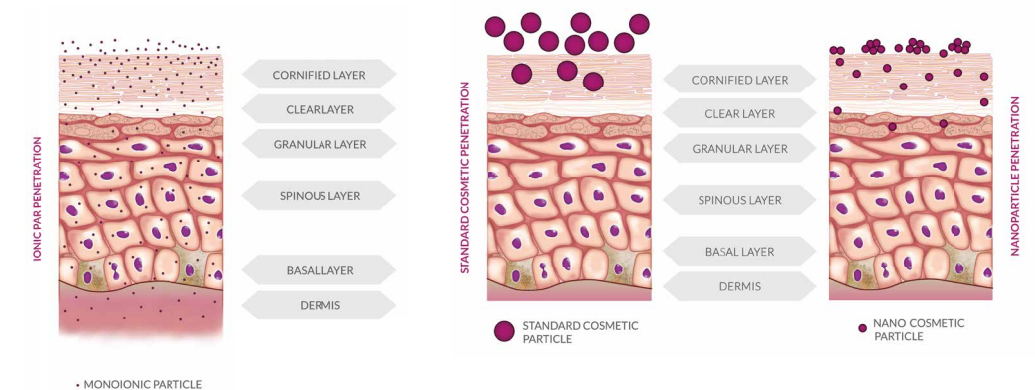
**Monoionic silver with boron (Ag124)** won prestigious awards, Crystal Ball and Gold Medal at Taipei International Invention Show & Technomart, Gold Medal with the Jury distinction at the International Warsaw Invention Show (2011), and also Gold Medals at fairs INTARG (Katowice, Poland), iENA (Nuremberg, Germany), Kunshan (China). It was also awarded Cup and Diploma of Poland's Minister of Science and Higher Education and numerous medals and diplomas in the Czech Republic, Romania, Russia, Iran, and those issued by different associations in Asia.

**Monoionic gold (Au100)** also earned major awards, including Great Prize (AEI 2012), Special Prize (IWIS 2012), Gold Medal with the Jury distinction, Gold Medal and diplomas in Teheran, medals and diplomas in Russia and Romania, Cup and Diploma of Poland's Minister of Science and Higher Education. Dermocosmetics developed for both the professional and retail lines are well adapted to skin needs, depending on its type and the user age. All products are based on ultra- and micro-elements necessary for the body to perform well. **The products have been dermatologically tested and their effectiveness has been proved by in vivo tests.**

# Innovation in Invox Remedies COSMETICS

Innovation in Invox Remedies dermocosmetics originates in advanced technology, which so far has been used only in modern pharmacology. To ensure the highest effectiveness, in the transepidermal, transdermal and transfollicular penetration of the active substance in the form of monoions, the phenomenon of ionic pairs was employed. In the method, charged particles join with the active substance particles, having the opposite charge, to form particle complexes that are electrostatically neutral. Those penetrate the cell wall due to passive diffusion. Ionic pairs easily get through the lipids of the cornified layer of the skin and dissociate in the live epidermal layers.

Monoions of gold 0.2 nm, silver 0.2 nm and silica 0.24 nm used in Invox Remedies products are several dozen times smaller than the widely used nanoparticles of active substances. Additionally, they do not tend to form clusters, i.e. particle aggregates. Consequently, they easily penetrate through pores in the cellular walls ranging from 0.7 nm to 1.0 nm in diameter.



Active substances in a majority of cosmetic products are incapable of penetrating the cellular mesosphere, in which collagen structures are located. As little as 0.3-1 % of the ingredients delivered from outside penetrate through the cornified epidermal layer into the live skin layers. Active substance particles in their classical form range from several dozen to several hundred nanometers.

The size of nanoparticles, which have become popular recently, ranges from 2 nm to 100 nm. Due to technological limitations in the manufacturing process and nanoparticles susceptibility to cluster formation, their size increases. Particles that are produced are too large to be able to penetrate into the cellular and intercellular space.

In Invox Remedies products, the size of particles of monoionic gold and silver (0.2 nm) or organic silica (0.24 nm) allows them to penetrate into the cell interior through the pores in the skin cellular wall, which are from 0.7 to 1.0 nm in diameter. Active substances perform many important functions in cells, they, among others, protect the skin from the action of free radicals and promote collagen and elastin synthesis.

To ensure the maximum effectiveness of the active ingredients delivered into the skin, professional beauty treatments, designed by experts, rely on the use of iontophoresis and ultrasound devices.

Invox Remedies dermocosmetics, due to the patented formula based on monoions, are able to penetrate into the deepest skin layers and to activate skin regeneration processes there.

# GOLDEN TOUCH PROfessional

## Rejuvenating and lifting beauty treatment based on monoionic gold, organic silica, boron, and also A, E, C and PP vitamins

In the treatment, monoionic gold 0.2 nm is used, the particles of which are many times smaller than widely applied nanoparticles. The innovation in this treatment involves the delivery into the skin of all ingredients necessary for synthesis of collagen and elastin fibres. The combination of monoions of gold, silica, boron and vitamin C is effective in erasing wrinkles and preventing the formation of new ones. It also delays the loss of collagen and elastin, brightens dark spots, and boosts skin moisture content. The treatment is intended for mature complexion, also vascular skin. It can be applied to various body parts showing the loss of firmness and elasticity.

### + Indications for the treatment:

- mature skin
- dry and dehydrated skin
- smoker's complexion
- skin that needs powerful nutrients, supplements and minerals
- wrinkles and furrows
- face rejuvenation and lifting
- loss of firmness

### v The treatment effects:

- skin structure improvement
- stimulation of collagen and elastin production
- skin nourishment
- reduction of wrinkles
- lightening of discoloration and even skin tone
- smoothing scars and stretch marks

### ⊘ Contraindications For the treatment:

- allergy to active ingredients
- newly injected dermal fillers based on, e.g., hyaluronic acid
- contraindications resulting from the use of iontophoresis and ultrasound devices

### 🕒 Frequency Of the treatment:

- The complete series includes 3-6 treatments, treatment is provided once a week.

# Plan of GOLDEN TOUCH PROfessional treatment

## ACTION:

1. Conduct a client review to recognise contraindications for the treatment.
2. Remove the make-up.
3. Cleanse the skin with **Ag124 lotion PROfessional.**
4. Make a peeling using **Ag123 mineral peeling PROfessional.**
5. Perform iontophoresis treatment using Au100 spray PROfessional.  
\*optionally, iontophoresis can be substituted with ultrasounds
6. Perform sonophoresis (ultrasonic waves) treatment using Silor+B gel PROfessional.
7. Apply a compressed face mask with a solution of vitamin C.
8. Apply rejuvenating and regenerating mask with A+E+PP vitamins PROfessional.
9. Apply Au100 rejuvenating and regenerating cream PROfessional with monoionic gold.

## GUIDELINES:

Ask the client to complete a medical questionnaire and obtain his/her signature to show that they consent to have the treatment.

Avoid contact with eyes.

Au100 spray PROfessional should be combined with Visk PRO viscosity corrector at 10:3 ratio. The iontophoresis treatment should be applied delivering the agent under the anode (+) for approx. 5-10 min. (depending on the area size), paying special attention to the sites with defects, i.e. wrinkles, scars, discoloration. The product remains should be cleansed.

**Attention: the mixture composed as above must be used within one hour. If it has not been used, it should be poured out because it will lose its properties.**

Duration: 10-15 min. (depending on the area size). The product remains should be cleansed.

Make a solution of 1.5 g of concentrated vitamin C and 15 ml of water at the temperature not exceeding 45°C. The solution, after it has cooled a little, is the best assimilable form of vitamin C. Dip the compressed face mask in vitamin C solution, wait 30 sec. until the mask will absorb formulation. Apply to face for approx. 10 min. You can use ultrasound for better penetration of vitamin C. For this purpose, use Visc-Pro on the head of device. Delivered for 5-10 min.

**Attention: the mixture composed as above must be used within one hour. After this time, it should be poured out because it will lose its properties.**

The mask should be left for approx. 10-15 min., optionally, give a massage using stroking movements. The mask remains should be cleansed.

**To enhance the treatment effects, it is recommended to use oral supplementation and home skin care with the following products:**

- Silor+B (silica and boron) diet supplement
- Au100 face and body spray with monoionic gold
- Au100 rejuvenating and lifting night cream with monoionic gold
- Au100 rejuvenating eye cream with monoionic gold



Treatment duration

**60-90 minutes**

# SILVER TOUCH PROfessional

## Purifying and normalizing treatment based on monoionic silver, organic silica and boron, and also A, E, C and PP vitamins

The treatment, in which monoionic silver 0.2 nm is used, is intended for oily and combination skin, and that with impurities. Through viral, fungal and bacterial killing action of monoionic silver, the treatment may complement seborrhoea and acne skin care. The treatment hampers bacterial growth, provides cleansing action, soothes skin problems and controls sebum production. The amount and intensity of skin problems is clearly reduced. The treatment can be applied as a complement to facial cleansing procedure.



### + Indications for the treatment:

- for oily and combination skin
- skin that needs cleansing
- problematic skin (acne, psoriasis in remission)
- enlarged openings of sebaceous glands

### ∨ The treatment effects:

- narrowing of the openings of sebaceous glands
- sebum production control
- soothing of acne and psoriasis skin conditions
- inflammation reduction
- skin detoxification
- soothing of skin irritation
- improving skin structure and moisture content

### ⊘ Contraindications For the treatment:

- allergy to active ingredients
- contraindications resulting from the use of
- iontophoresis and ultrasound devices

### 🕒 Frequency Of the treatment:

- The complete series includes 3-6 treatments, treatment is provided once a week.

# Plan of SILVER TOUCH PROfessional treatment

## ACTION:

1. Conduct a client review to recognise contraindications for the treatment.
2. Remove the make-up.
3. Cleanse the skin with **Ag124 lotion PROfessional**.
4. Make a peeling using **Ag123 mineral peeling 4 PROfessional**.
5. Perform iontophoresis treatment using **Ag123 antibacterial tonic PROfessional**.  
\* optionally, iontophoresis can be substituted with ultrasounds
6. Perform sonophoresis (ultrasonic waves) treatment using **Silor+B gel PROfessional**.
7. Cleanse the skin with **Ag124 lotion PROfessional**.
8. Apply **Silor+B mask PROfessional** with organic silica and boron and vitamins.
9. Cleanse the skin with **Ag124 lotion PROfessional**.
10. Apply **Silor+B regenerating cream PROfessional**.

## GUIDELINES:

Ask the client to complete a medical questionnaire and obtain his/her signature to show that they consent to have the treatment.

Avoid contact with eyes.

Ag123 antibacterial tonic PROfessional should be combined with Visk PRO viscosity corrector at 10:3 ratio. The iontophoresis treatment should be applied delivering the agent under the anode (+) for approx. 5-10 min. (depending on the area size), paying special attention to the sites with defects, i.e. wrinkles, scars, discoloration. The product remains should be cleansed.

**Attention: the mixture composed as above must be used within one hour. If it has not been used, it should be poured out because it will lose its properties.**

Duration: 10-15 min. (depending on the area size). The product remains should be cleansed.

The mask should be left for approx. 10-15 min. The mask remains should be cleansed.

**To enhance the treatment effects, it is recommended to use oral supplementation and home skin care with the following products:**

- Silor+B (silica and boron) diet supplement
- Ag124 antibacterial face and body lotion with monoionic silver
- Ag123 antibacterial tonic with monoionic silver
- Silor+B regenerating gel with organic silica and boron



Treatment duration:  
approx. **45** minutes

# ORGANIC SILICA PROfessional

## Nourishing and regenerating treatment based on organic silica and boron, and vitamin C

The treatment relies on regenerative properties of organic silica and antiseptic action of boron. The treatment can be a perfect complement to microdermoabrasion or exfoliation with acids, it can also be applied as a separate procedure intended for dry, dehydrated skin in need of regeneration. Different skin conditions, like atopic skin inflammation or psoriasis, respond well to the treatment. Organic silica series cosmetics soothe all types of irritation, and facilitate the therapeutic treatment of allergy, acne and psoriasis. Organic silica is easily absorbed by skin and in this way it can penetrate into deeper skin layers. As a result, it regenerates skin from the inside, thus fighting the signs of aging. It restores elasticity and smoothness to the skin. Additionally, silica and boron are necessary for the production of collagen which keeps skin supple and youthful.

### + Indications for the treatment:

- dry, dehydrated, rough skin
- sensitive skin
- allergic skin
- atopic skin
- psoriasis (in remission)

### ✓ The treatment effects:

- skin regeneration
- skin moisturising
- inflammation reduction
- skin detoxification
- soothing of skin irritation
- improving skin firmness and elasticity
- improving skin tone

### ⊘ Contraindications For the treatment:

- allergy to active ingredients
- contraindications resulting from the use of iontophoresis and ultrasound devices

### 🕒 Frequency Of the treatment:

- The complete series includes 3-6 treatments, treatment is provided once a week.

# Plan of ORGANIC SILICA PROfessional treatment

## ACTION:

1. Conduct a client review to recognise contraindications for the treatment.
2. Remove the make-up.
3. Cleanse the skin with **Ag124 lotion PROfessional**.
4. Make a peeling using **Ag123 mineral peeling PROfessional**.
5. Perform iontophoresis treatment using **Silor+B gel PROfessional**.  
\* optionally, iontophoresis can be substituted with ultrasounds
6. Apply a compressed face mask with a solution of vitamin C.
7. Apply **Silor+B mask PROfessional** with organic silica and boron and vitamins.
8. Apply **Silor+B regenerating cream PROfessional** with 8 organic silica and boron.

## GUIDELINES:

Ask the client to complete a medical questionnaire and obtain his/her signature to show that they consent to have the treatment.

Avoid contact with eyes.

The iontophoresis treatment should be applied delivering the agent under the cathode (-) for approx. 5-10 min. (depending on the area size). When delivering Silor+B gel PROfessional with ultrasounds, the substance is applied to the whole area subjected to the treatment and to the device head. Special attention must be paid to the sites with defects (wrinkles, scars, discoloration). Duration: 10-15 min. The product remains should be cleansed.

Make a solution of 1.5 g of concentrated vitamin C and 15 ml of water at the temperature not exceeding 45°C. The solution, after it has cooled a little, is the best assimilable form of vitamin C. Dip the compressed face mask in vitamin C solution, wait 30 sec. until the mask will absorb formulation. Apply to face for approx. 10 min. You can use ultrasound for better penetration of vitamin C. For this purpose, use Visc-Pro on the head of device. Delivered for 5-10 min.

**Attention: the mixture composed as above must be used within one hour. After this time, it should be poured out because it will lose its properties.**

The mask should be left for approx. 10-15 min. Optionally, give a massage using stroking movements. The mask remains should be cleansed.

**To enhance the treatment effects, it is recommended to use oral supplementation and home skin care with the following products:**

- Silor+B (silica and boron) diet supplement
- Silor+B regenerating day cream with organic silica and boron
- Silor+B regenerating night cream with organic silica and boron
- Silor+B regenerating gel with organic silica and boron



Treatment duration:

**approx. 60 minutes**

# SPA Pedicure

## with the application of SiSALT deacidifying-regenerating bath salts:

Foot baths influence the whole body. The pedicure treatment combined with targeted foot skin care as well as baths with the addition of SiSALT deacidifying-regenerating salts are recommended to all those people who would like to de-acidify their bodies, get rid of excessive sweating (hyperhidrosis), improve blood circulation, reduce skin problems, stimulate their immune system and have beautiful, neat, pedicured feet.

After the procedure, the skin of your feet is nourished, regenerated and silky smooth, and the level of epidermis hydration rises.

The regular pedicure treatments, such as toenail shaping, cuticle softening and removal as well as rough skin scrubbing by means of electrical callus remover and peeling, are accompanied by the application of Silor+B mask with organic silicon, boron and vitamins as well as a bath with the addition of SiSALT salts. The salts have an alkaline reaction and are free from heavy metal and toxin contamination. They also contain microelements which have a significant impact on our body functions. In addition, they purify and detoxify the body. The bath pH is 8.2-8.5.

### + Indications for the treatment:

- rough and callous foot skin
- excessive foot sweating (hyperhidrosis)
- poor blood circulation in feet (cold feet)
- skin diseases (psoriasis)
- post traumatic convalescence
- muscle and joint pains

### ∨ The treatment effects:

- de-acidifying of the body
- stimulation of the immune system
- rest, regeneration and relaxation
- smoothing and softening of the skin
- antiseptic effects (alleviation of skin disorders)
- relief for excessive sweating
- alleviation of blood circulation problems

### ⊘ Contraindications For the treatment:

- allergy to active ingredients
- open wounds, fresh scars
- inflammations, purulent lesions
- oncological disease in active phase

### 🕒 Frequency Of the treatment:

- 1-2 times a month

# Plan of PEDICURE SPA

## with the application of SiSALT deacidifying-regenerating bath SALTS

### ACTION:

1. Interview the customer so as to determine and exclude any contraindications to the procedure.
2. Put on disposable gloves.
3. Disinfect the feet with **Ag 124 PROfessional liquid**.
4. Soak the feet in the washing and softening bath for 10-15 minutes.
5. Apply some cuticle softening lotion.
6. Remove rough skin by means of electrical callus remover with appropriate file pads/caps.
7. Clip and shape the toenails flat.
8. Remove the cuticles using a cuticle pusher. Cut the cuticles with a nipper.
9. Scrub and smooth the epidermis with **Ag 123 PROfessional** mineral peeling.
10. Soak the feet in a bath with the addition of **SiSALT** for 20-25 minutes.
11. Apply Silor+B PROfessional regenerating mask with organic silicon, boron and vitamins. Apply occlusion.
12. Apply a nail conditioner or varnish.
13. Spray the feet with **Ag 124 PROfessional** liquid.
14. Apply Silor+B PROfessional regenerating gel with organic silicon and boron or Silor+B regenerating foot cream with monoionic silicon and boron.

### GUIDELINES:

Complete the medical statement form and obtain a written informed consent to perform the procedure.

Liquid soap, soap flakes, etc., can be used. Then the feet should be dried with a towel.

Rinse the peeling in a bowl of water. Dry the feet with a towel.

Prepare a bath with 50g of salt dissolved in 5L of water. Bath temperature 32-38°C. Dry the feet with a towel.

Leave the mask for about 10 minutes. Optionally, you can perform massage by rubbing and stroking the feet. Wash off any leftover mask residue.

Wait until the preparation dries completely.

**In order to preserve the effects of the procedure, the following supplements and products are recommended for home use:**

- Silor+B silicon with boron - food supplement
- Biochelate Zn-Cu-Mg
- Biochelate Zn-Cu-Cr
- Silor+B facial and body regenerating gel with monoionic silicon



Treatment duration:  
**90-120 minutes**

# SPA Pedicure

## with the application of SiSALT+Cu deacidifying-regenerating bath salts:

Foot baths influence the whole body. The pedicure treatment combined with targeted foot skin care as well as baths with the addition of **SiSALT+Cu deacidifying-regenerating salts** are recommended to all those people who would like to de-acidify their bodies, get rid of excessive sweating (hyperhidrosis), improve blood circulation, reduce skin problems, stimulate their immune system and have beautiful, neat, pedicured feet.

**SiSALT+Cu deacidifying-regenerating bath salts** have been enriched with de-acidifying and regenerating copper ions. The copper contained in the salts shows antioxidant properties and regulates collagen metabolism. It is also used in antifungal and antimicrobial prevention.

### + Indications for the treatment:

- rough and callous foot skin
- excessive foot sweating (hyperhidrosis)
- poor blood circulation in feet (cold feet)
- skin diseases (psoriasis)
- swellings
- susceptibility to fungal infections
- muscle and joint pains

### ✓ The treatment effects:

- softening and smoothing of the skin
- reduction of excessive foot sweating
- relaxation, regeneration and decrease of muscle tension
- reduction of swelling
- antifungal results
- alleviation of joint pains (rheumatism)
- alleviation of muscle pains
- oxygenation of the skin cells
- anti-aging effects and suppleness of skin

### ⊘ Contraindications For the treatment:

- allergy to active ingredients
- open wounds, fresh scars
- inflammations, purulent lesions
- oncological disease in active phase

### 🕒 Frequency Of the treatment:

- 1-2 times a month



# Plan of PEDICURE SPA

## with the application of SiSALT+Cu deacidifying-regenerating bath SALTS

### ACTION:

1. Interview the customer so as to determine and exclude any contraindications to the procedure.
2. Put on disposable gloves.
3. Disinfect the feet with **Ag 124 PROfessional** liquid.
4. Soak the feet in the washing and softening bath for 10-15 minutes.
5. Apply some cuticle softening lotion.
6. Remove rough skin by means of electrical callus remover with appropriate file pads/caps.
7. Clip and shape the toenails flat.
8. Remove the cuticles using a cuticle pusher. Cut the cuticles with a nipper.
9. Scrub and smooth the epidermis with **Ag 123 PROfessional** mineral peeling.
10. Soak the feet in a bath with the addition of **SiSALT+Cu** for 20-25 minutes.
11. Apply **Silor+B PROfessional regenerating mask with organic silicon, boron and vitamins**. Apply occlusion.
12. Apply a nail conditioner or varnish.
13. Spray the feet with Ag 124 PROfessional liquid.
14. Apply **Silor+B PROfessional regenerating gel with organic silicon and boron** or **Silor+B regenerating foot cream with monoionic silicon and boron**.

### GUIDELINES:

Complete the medical statement form and obtain a written informed consent to perform the procedure.

Liquid soap, soap flakes, etc., can be used. Then the feet should be dried with a towel.

Rinse the peeling in a bowl of water. Dry the feet with a towel.

Prepare a bath with 50g of salt dissolved in 5L of water. Bath temperature 32-38°C. Dry the feet with a towel.

Leave the mask for about 10 minutes. Optionally, you can perform massage by rubbing and stroking the feet. Wash off any leftover mask residue.

Wait until the preparation dries completely.

**In order to preserve the effects of the procedure, the following supplements and products are recommended for home use:**

- Silor+B silicon with boron - food supplement
- Biochelat Zn-Cu-Mg
- Biochelat Zn-Cu-Cr
- Silor+B facial and body regenerating gel with monoionic silicon



Treatment duration:  
**90-120 minutes**



# MEZOGOLD PROfessional

## Rejuvenating and regenerating microneedle mesotherapy treatment based on monoionic gold, organic silica and boron, and vitamin C

In this microneedle mesotherapy treatment, a unique complex of monoionic gold, organic silica and boron, and vitamin C is used. Active ingredients in the Mezogold serum, after being delivered through microinjections, stimulate the synthesis of collagen and elastin, make the skin elastic and intensely regenerated.



MECHANISM OF MEZOGOLD SERUM ACTION



The treatment involves the application of two ampoules. The STEP 1 ampoule contains water-soluble monoions of gold Au, whereas the other, STEP 2 ampoule, holds monoions of organic silica and also ascorbic acid. Delivered into skin, monoions of gold Au, under the influence of silica and vitamin C, are reduced to metallic gold, forming metallic implants. The presence of implants stimulates the activity of fibroblasts, causing them to produce collagen and elastin fibres. Those build around the implant re-densifying skin and filling furrows and wrinkles. Additionally, gold promotes the formation of blood vessels in skin, which becomes better nourished and oxygenated.

### + Indications for the treatment:

- antiaging skin care
- wrinkles and furrows
- loss of firmness and elasticity
- scars and stretch marks

### ∨ The treatment effects:

- skin rejuvenation and wrinkle depth reduction
- skin firmness and elasticity improvement
- skin structure improvement
- cell renewal (thickening of the living layers of skin)
- induced production of collagen, elastin, hyaluronic acid

### ⊗ Contraindications For the treatment:

- viral, fungal and bacterial infections
- pregnancy, breast feeding
- taking of anticoagulants (blood thinners)
- allergy to active ingredients
- blood disorders
- cancer diseases
- auto-immunological diseases (including psoriasis, atopic dermatitis)
- inflammatory skin conditions in active phase (including rosacea, purulent acne)
- diabetes
- retinoid therapy: while on treatment and for 6 months after the end of treatment
- skin prone to scarring

### ⌚ Frequency Of the treatment:

- The complete series includes 3-6 treatments, the treatment is provided every 10-14 days (depending on skin state and reaction to the treatment).

# Plan of MEZOGOLD PROfessional treatment

## ACTION:

1. Conduct a client review to recognise contraindications for the treatment.
2. Remove the make-up.
3. Cleanse the skin with **Ag124 lotion PROfessional.**
4. Make a peeling using **Ag123 mineral peeling PROfessional.**
5. Degrease and disinfect skin.
6. Divide the treatment area into sub-divisions, for instance the forehead, cheeks, nose, chin, and neck.
7. Start microinjections.
8. Apply and spread (with hands in single-use gloves) **Mezogold STEP 1** serum all over the treatment area.
9. Administer microinjections once again using a skin roller.
10. Apply and spread (with hands in single-use gloves) **Mezogold STEP 2** serum all over the treatment area.
11. To conclude the treatment, spread a thin layer of **Silor+B gel** over the whole treatment area.

## GUIDELINES:

Ask the client to complete a medical questionnaire and obtain his/her signature to show that they consent to have the treatment.

Avoid contact with eyes.

Wait until the preparation evaporates from skin.

Rip open the skin roller packaging and get the roller ready for use in the client's presence, write the client's name and the treatment date on the packaging.

Gently press the roller onto the skin and roll the entire area in a back and forth motion up to max. 10 times per the same row in a vertical, then horizontal and then diagonal direction. Start rolling from the forehead, then apply the roller to cheeks, nose, chin and neck.

**Attention! The roller should not be pressed too hard, take into account skin reaction to treatment and the client's sensations.**

A syringe with a needle can be used to apply the active substance. Wait until the serum is wholly absorbed.

Treatment duration:  
approx. **45** minutes

**To enhance the treatment effects, it is recommended to use oral supplementation and home skin care with the following products:**

- Silor+B (silica and boron) diet supplement
- Au100 face and body spray with monoionic gold
- Au100 rejuvenating and lifting night cream with monoionic gold
- Au100 rejuvenating eye cream with monoionic gold

## MESOTHERAPY AFTER-TREATMENT RECOMMENDATIONS

- Do not sunbathe, use sauna, swimming pool or fitness facilities for 7 days after the treatment
- Do not make up for 24 hours after the treatment
- Apply creams with UVA and UVB filters
- Use Golden Touch or Organic Silica series cosmetics to supplement the treatment

## REMARKS!

- Skin roller can be sterilised in ultrasonic cleaners or sterilisation tubs
- Skin roller must be sterilised every single time after it is used
- Skin roller must be supplied with the client's name, signature and the treatment date
- One Skin roller may be used for only one client
- After last treatment, skin roller must be disposed of into the medical waste container
- STEP 2 serum may differ in colour from clear to straw-yellow



## AU100

### Face and body spray with monoionic gold PROfessional

The product **contains monoionic gold** (particle size 0.2 nm) which ensures the highest transdermal absorption. Gold stimulates fibroblasts to synthesise collagen and elastin. It improves skin texture and elasticity, moisturises skin, and is also a carrier of other active substances.

## AU100

### Rejuvenating and regenerating mask with A+E+PP vitamins PROfessional

The product provides excellent moisturising and optimal lubrication. It was developed for dry, dehydrated skin showing the first signs of aging. **Shea butter (Karite)** has soothing, moisturising and softening properties. **Grapeseed oil** reduces skin irritation, regenerates and nourishes skin. **Vitamin A**, one of youth vitamins, delays aging processes and regulates keratinisation of epidermis. **Vitamin E** improves skin firmness and density, it also fights free radicals. **Vitamin PP** regulates melanin decomposition in epidermis thus helping to prevent the formation of dark spots, it makes skin radiant and protects it against transepidermal water loss (TEWL).

## AU100

### Rejuvenating and lifting cream with monoionic gold PROfessional

The product was designed for mature skin, **monoionic gold** provides a rejuvenating and lifting effect. It ensures intense and long lasting moisturising, thus restoring skin firmness and elasticity. **Grapeseed oil** has toning, protective and calming properties. It strengthens the epidermal barrier, and in this way, reduces TEWL. **Cocoa butter** gives smoothing and moisturising. **Tocopherol** fights free radicals and delays skin aging. **Vitamin C**, which is an excellent antioxidant, protects skin from free radicals and makes it less prone to dark spots. **Niacinamide** strengthens skin defences, so it can better withstand damage.



## Silor+B

### Regenerating cream with organic silica and boron PROfessional

The product is intended for people with dry, dehydrated, rough skin which is in need of repair and regeneration. It contains **grapeseed oil**, a source of linoleic acid and vitamin E, which is an excellent antioxidant. Organic **silica and boron** are necessary for the production of collagen, which is responsible for skin youthful look.

## Silor+B

### Regenerating mask with organic silica and boron PROfessional

The product deeply moisturises skin and prevents transepidermal water loss (TEWL). It was designed for skin that needs regeneration, is dehydrated and allergic, and shows the first signs of aging. It is effective for calming and soothing skin. It contains **grapeseed oil**, which additionally makes the blood vessel walls more elastic, it also diminishes enlarged pores. **Shea butter (Karite)**, rich in unsaturated fatty acids, brightens discolouration and reduces wrinkles. **Vitamin E** fights free radicals and delays skin aging processes. **Vitamin PP** reinforces the epidermal lipid barrier, it promotes skin healing and regeneration.

## Silor+B

### Regenerating body gel with organic silica and boron PROfessional

The product has regenerating, nourishing and calming properties. It is effective in people with acne, allergy and psoriasis. It helps alleviate different skin conditions of various origin, also stretch marks and scars. **Organic silica** (particle size 0.24 nm) has soothing, anti-inflammatory, and anti-allergic effect. **Organic boron** is known for its antiseptic, antifungal and astringent action. Organic **silica and boron** stimulate the production of collagen, which makes skin look young.



## Ag123 Purifying mineral peeling PROfessional

The product is intended for delicate exfoliation of the epidermis. It contains finely ground **volcanic rock**, rich in potassium, iron, calcium, magnesium, aluminium, phosphorus ores, zinc and **monoionic silver**, which has antibacterial, antifungal and antiviral properties.



## Ag123 Antibacterial toner with monoionic silver PROfessional

The product is intended for oily, combination, problematic skin. It contains **monoionic silver** (particle size 0.2 nm) which exhibits antibacterial, antifungal and antiviral properties. Allantoin has soothing, anti-inflammatory and regenerating properties, it promotes the restoration and healing of the damaged epidermis.



## Ag124 Antibacterial face and body spray with monoionic silver PROfessional

The product was designed for problematic skin, including atopic or psoriasis conditions. It contains **monoionic silver** (particle size 0.2 nm) which shows antibacterial, antifungal and antiviral activity. **Boron** has antiseptic, antifungal and antiviral properties.



## Cosmetic VITAMIN C PROfessional

The product contains pure **L ascorbic acid**, which is helpful to take care of vascular skin, and rosacea. It has anti-inflammatory properties and it brightens discoloration. It also works as catalyst in collagen synthesis and is a strong and effective antioxidant.



## VISK PRO GEL Viscosity corrector PROfessional

The product increases viscosity of preparations, especially Ag123 tonic PROfessional, Ag124 lotion PROfessional and Au100 spray PROfessional. It prevents cosmetics from flowing off skin.



## Set MEZOGOLD Step 1, Step 2

The product contains monoionic gold which stimulates fibroblasts to synthesise collagen and elastin, it makes skin radiant and reduces wrinkles. Organic silica has strong regenerative properties, it produces moisturising and irritation calming effect. It helps restore collagen, thus making skin look younger and healthier. Vitamin C, which is an excellent anti-oxidant, protects cells from degradation caused by the action of free radicals. It brightens dark spots, and makes blood vessels more elastic. It also promotes the synthesis of collagen and elastin and the connective tissue regeneration.

## Cosmetic device 4 in 1

**Treatments:** needle-free mesotherapy+ cavitation (peeling) +ultrasounds+galvanic.



## Radio Waves RF

**Features:** regeneration of collagen fibers.



## Cosmetic device 5 in 1

**Treatments:** diamond microdermabrasion+needle-free mesotherapy+ cavitation peeling+ultrasounds+galvanic.



## Microneedle Mesotherapy

**Features:** stimulates the synthesis of collagen an elastin.





## Ultrasonic liposuction

**Features:** reduces adipose tissue, oxygenates and nourishes the tissues.



## Cosmetic device

portable version.

## COSMETIC ACCESSORIES Invex Remedies

### Invex Remedies Towel

Size: 50 cm x 100 cm, 70 cm x 140 cm

### Invex Remedies Sheet

Size: 60 cm x 190 cm

### Invex Remedies Headband

### Invex Remedies Uniform

Size: 36, 38, 40



# Cooperation with **Invex Remedies** brand

Invex Remedies is a young but rapidly growing polish company. Brand was established in 2011. Effectiveness of cosmetics INVEX REMEDIES has been confirmed by many companies, so that products can be found not only in Europe but also in countries such as: United Arab Emirates and Egypt. Due to the dynamic development of the company and its structures directed distribution cooperation offer for beauty salons, spas and cosmetics distributors.

## We offer:


- attractive bonus distribution agreement,
- internal training,
- corporate events,
- marketing support.

Detailed cooperation information by phone:  
+48 41 332 64 50 or  
e-mail: [anna.parkita@invexremedies](mailto:anna.parkita@invexremedies)

POLAND



Kielce



# Notes

A series of horizontal dotted lines for taking notes.

# Contact

US

**Telephone:** +48 41 332 69 39

**Orders Department:** +48 41 346 52 32

**Fax:** +48 41 343 30 68

**e-mail:** [biuro@invexremedies.pl](mailto:biuro@invexremedies.pl)

[www.invexremedies.pl](http://www.invexremedies.pl)

## **Producer's Shop** Invex Remedies

Al. Solidarności 34

25-323 Kielce

Poland

## **Biuro** Invex Remedies

Al. Solidarności 34

25-323 Kielce, Poland

## **Warehouse**

Os. Nowiny

ul. Przemysłowa 20

26-052 Sitkówka – Nowiny, Poland

