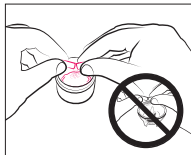


How to use the NasoNeb® Sinus Therapy System

Easy to Use



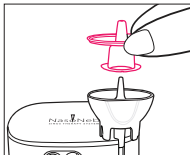
Step 1

Prepare medication as instructed by your Physician or Pharmacist.



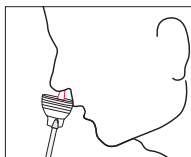
Step 2

Add the instructed amount of medication, moisturizer or saline to the nebulizer cup for one nostril.



Step 3

Place the insert into the cup using the alignment tabs to ensure it is positioned correctly.



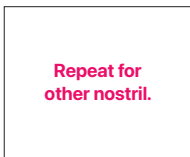
Step 4

Lean forward slightly. Insert the nasal tip of the cup into one nostril, ensuring it is positioned inside your nose.



Step 5

Turn the compressor on. Turn off the compressor when empty before removing the nasal tip from the nostril.



Repeat these steps for your other nostril...

Follow medication and nasal solution instructions from your physician, pharmacist, or manufacturer.

See instructions for use for further information on your system.

Learn how to use on YouTube™

Scan the QR code with your cellphone.



After your Treatment

Easy to Clean

1 - DISASSEMBLE



Disassemble the system and disconnect the cup from the tubing.

2 - CLEAN THE CUP



Clean the cup using warm, soapy water, and set aside or wrap in a clean cloth to dry.

3 - WIPE DOWN THE SYSTEM



Use a towel to wipe the compressor dry.

4 - DRY THE TUBING



To remove moisture from the tubing, plug it into the compressor and let the system run until tubing is dry.

Check the Air filter

Changing your compressor filter every 6 months, along with your nebulizer cup and tubing, is key to ensuring your system is working in top condition. Additional filters can be purchased as part of our Supply Kits on [Amazon](#) or [nasoneb.com](#).

15571-01, ART-0324-01

For more information, scan the QR code to access the website



[Warranty Registration](#)
nasoneb.com/warranty



[Instructions for Use](#)
nasoneb.com/ifu



[How to Use](#)
nasoneb.com/how-to-use

i CAUTIONS / WARNINGS

- Read all warnings and complete instructions before use.
- Do not use with medications that are incompatible with polycarbonate.
- Each NasoNeb® Nebulizer Cup and Tubing is designed for single person use as sharing risks the spread of infection. Additional Cups and Tubing Kits can be purchased at [nasoneb.com](#) for use with a shared compressor.

[www.nasoneb.com](#) 1 (800) 833-9653

NasoNeb and NasoNeb Logo are registered trademarks of Monaghan Medical Corporation.

©2007, 2023 Monaghan Medical Corporation. All rights reserved.