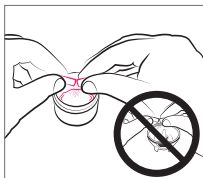


HOW TO USE NASONEB'S SINUS THERAPY SYSTEM

Always follow instructions provided by your Physician, or Pharmacist for medications or by the manufacturer of your nasal safe solution.



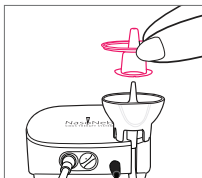
STEP 1

Prepare medication as instructed by your Physician or Pharmacist.



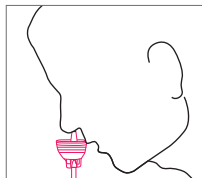
STEP 2

Add the instructed amount of medication, moisturizer or saline to the nebulizer cup for one nostril.



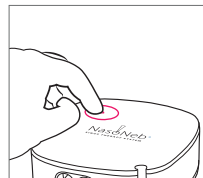
STEP 3

Place the insert into the cup using the alignment tabs to ensure it is positioned correctly.



STEP 4

Lean forward slightly. Insert the nasal tip of the nebulizer cup into one nostril, ensuring it is completely inside your nose.



STEP 5

Turn the compressor on. Turn off the compressor when empty before removing the tip from the nostril.

Repeat these steps for your other nostril...

See instructions for use for further information on your system.

AFTER YOUR TREATMENT

1. Disconnect the tubing from the cup and separate the cup and insert.
2. Clean the cup and insert with warm soapy water, set aside to dry.
3. Wipe off the outside of the tubing with a damp cloth.
 - a. Do not wash the inside of the tubing, keep the inside of the tubing dry.
4. Wipe off the exterior of the compressor with a damp cloth and dry.

i CAUTIONS / WARNINGS

- Read all warnings and instructions before use.
- Do not use with medications that are incompatible with polycarbonate.
- Each NasoNeb Nebulizer Cup and Tubing is designed for single person use as sharing risks the spread of infection. Additional Cups and Tubing Kits can be purchased at nasoneb.com for use with a shared compressor.

CHECK THE AIR FILTER

Changing your compressor filter every 6 months, along with your nebulizer cup and tubing, is key to ensuring your system is working in top condition. Additional filters can be purchased as part of our Supply Kits on nasoneb.com.

1-866-960-9833

www.nasoneb.com

Reference Number 100-115571-01

©2007-2021 NasoNeb, Inc., All rights reserved.

Warranty Registration
nasoneb.com/warranty



Instructions for Use
nasoneb.com/ifu



How to Use
nasoneb.com/how-to-use

