

2008 Mazda MX-5 Miata



Remote Start, Security, Keyless Entry, Accessories


Item	Wire Color	Polarity	Wire Location
12 Volts	white/green (40A)	+	ignition switch, white 6 pin plug, pin 3
Second 12 Volts	yellow/black (15A)	+	ignition switch, white 6 pin plug, pin 6
Starter	white/blue	+	ignition switch, white 6 pin plug, pin 1
Second Starter	N/A		
Ignition	green/white	+	ignition switch, white 6 pin plug, pin 2
Second Ignition	N/A		
Third Ignition	N/A		
Accessory	pink/black	+	ignition switch, white 6 pin plug, pin 4
Second Accessory	white/red	+	ignition switch, white 6 pin plug, pin 5
Third Accessory	N/A		
Keysense	brown/red	+	ign key sw, wht 2 pin plug, pin 2 or strng lock unit, wht 8 pin plg, pin 2
Data Bus	yel/blk or gray/blue (TX), blue/org or purple (RX)	data	PATS Transceiver around ignition key sw, white 4 pin plug, pins 2, 1
Can Bus High	blue/white (HS CAN)	data	data link connector, black 16 pin plug, pin 6
Can Bus Low	green/black (HS CAN)	data	data link connector, black 16 pin plug, pin 14
Can Bus Sw	N/A		
Power Lock	brown/white	-1000 ohms	Keyless Control Module above driver kick, gray 27 pin plg, pin 10
Power Unlock	(same as power lock)	-	
Lock Motor	lt. green	5 wire	Keyless Control Module above driver kick, white 6 pin plug, pin 2
Driver Unlock Motor	gray	5 wire	Keyless Control Module above driver kick, white 6 pin plug, pin 5
Passenger Unlock Motor	green/black	5 wire	Keyless Control Module above driver kick, white 6 pin plug, pin 1
Parking Lights (-)	brown/black	-	headlight switch, white 17 pin plug, pin 14
Parking Lights (+)	black/green	+	junction connector in driver kick, white 54 pin plug, pin 24
Hazards	orange	-	hazard switch, white 12 pin plug, pin 11
Turn Signal (Left)	green/yellow	+	turn signal switch, white 17 pin plug, pin 1
Turn Signal (Right)	black/red	+	turn signal switch, white 17 pin plug, pin 3
Headlight	yellow/red	-	headlight switch, white 17 pin plug, pin 13
AutoLights	N/A		
Reverse Light	red/yellow	+	junction connector in driver kick, white 54 pin plug, pin 22
Left Front Door Trigger	blue/black	-	junction connector right of steering column, white 54 pin plug, pin 9
Right Front Door Trigger	(same as dome supervision)		
Left Rear Door Trigger	N/A		
Right Rear Door Trigger	N/A		

<i>Remote Start, Security, Keyless Entry, Accessories (Continued)</i>			
Item	Wire Color	Polarity	Wire Location
Dome Supervision	black/blue	-	junction connector right of steering column, white 54 pin plug, pin 20
Trunk/Hatch Pin	orange to black	-	trunk pin switch or light in trunk
Rear Glass Pin	N/A		
Hood Pin	gray	- N.C.	Keyless Control Module above driver kick, gray 27 pin plug, pin 8
Trunk/Hatch Release	purple	-	junction connector in driver kick, white 54 pin plug, pin 28
Trunk Release Motor	blue	+	trunk release relay or motor in trunk
Fuel Door Release	N/A		
Power Sliding Door (Left)	N/A		
Power Sliding Door (Right)	N/A		
Factory Alarm Arm	gray/red (driver door key lock)	-1000 ohms	Keyless Control Module above driver kick, gray 27 pin plug, pin 3
Factory Alarm Disarm	(same as factory alarm arm)	-	
Disarm No Unlock	(use keysense)		
Trunk Alarm Shunt	brown (trunk key cylinder)	-	Keyless Ctrl Mod above DKP, gry 27 pin plg, pin 13
Tachometer	white/green, red, yellow/red, or white/black	ac	any fuel injector, black 2 pin plug, pin 2
Wait to Start	N/A		
Neutral Safety	green/white (M/T)	-	PCM behind driver headlight, plug towards driver side, pin 51
Clutch Pedal	green/white	-	clutch switch, white 2 pin plug, pin 1
Fuel Pump	white/red	+	junction conn in driv kick, wht 54 pin plg, pin 26
Rear Defroster	yellow	- latched	junction connector left of steering column, white 54 pin plug, pin 45
Mirror Defroster	N/A		
Left Front Heated Seat	green/red	+ latched	left seat warmer switch, black 6 pin plug, pin 6
Right Front Heated Seat	green	+ latched	right seat warmer switch, white 6 pin plug, pin 6
Speed Sense	white (except BOSE)	ac	radio, white 24 pin plug, pin 17
Brake Wire	black/yellow	+	junction connector in driver kick, white 54 pin plug, pin 25
Parking Brake	gray	-	junction connector right of steering column, white 54 pin plug, pin 10
Horn Trigger	green/orange	-	horn switch, white 8 pin plug, pin 1
Wipers	black/yellow (L), black/blu (H), blk/lt. grn (ign)	+	junction connector left of steering column, wh 14 pin plg, pins 9, 3, 4
Left Front Window (Up/Down)	red/white - red/green	A	power window switch, white 8 pin plug, pins 2 - 4, or 3 - 8
Right Front Window (Up/Down)	green/red - white/red	A	power window switch, white 8 pin plug, pins 1 - 5, or 5 - 6
Left Rear Window (Up/Down)	N/A		
Right Rear Window (Up/Down)	N/A		
Sun Roof (Open/Close)	yellow (hardtop down) (functions with ign on only)	- 993 ohms	junction connector in driver kick, white 54 pin plug, pin 4
Sun Roof (Limit/Close)	(hardtop up) (same as hardtop down)	-2183 ohms	
Memory Seat 1	N/A		
Memory Seat 2	N/A		
Memory Seat 3	N/A		

<i>Audio</i>			
Item	Wire Color	Polarity	Wire Location
Radio 12V	blue/red	+	radio, white 24 pin plug, pin 14
Radio Ground	black	-	radio, white 24 pin plug, pin 24
Radio Ignition	red/black	+	radio, white 24 pin plug, pin 22
Radio Illumination	red/blue (parking lights), gray/red (dimmer)	+,-	radio, white 24 pin plug, pins 15, 16
Factory Amp Turn-on	pink/black	+	radio, white 24 pin plug, pin 6
Power Antenna	blue	+	radio, white 24 pin plug, pin 5
Left Front Speaker (+/-)	red - green	+,-	radio, white 24 pin plug, pins 1 - 2
Right Front Speaker (+/-)	white/black - yellow/red	+,-	radio, white 24 pin plug, pins 3 - 4
Left Rear Speaker (+/-)	blue/red - blue/orange	+,-	radio, white 24 pin plug, pins 10 - 11
Right Rear Speaker (+/-)	blue/black - blue/white	+,-	radio, white 24 pin plug, pins 12 - 13
Center Channel (+/-)	blue/black - green/yellow	+,-	amplifier in trunk right side, black 24 pin plug, pins 9 - 10
Subwoofer (+/-)	N/A		
Aux. Audio Input Left (+/-)	N/A		
Aux. Audio Input Right (+/-)	N/A		
RSE Video (+/-)	N/A		
RSE Audio Left (+/-)	N/A		
RSE Audio Right (+/-)	N/A		
Satellite Radio 12 Volts			
Satellite Radio Ground			
Satellite Radio Ignition			
Satellite Radio Antenna			
Satellite Audio Left (+/-)			
Satellite Audio Right (+/-)			


What Fits			
Item	Size	Depth	Location
Headunit	irregular		center of dash
Left Front Speaker	6 x 8		left front door
Left Front Tweeter			left front door
Right Front Speaker	6 x 8		right front door
Right Front Tweeter			right front door
Left Rear Speaker	6 x 8		rear panel
Left Rear Tweeter	N/A		
Right Rear Speaker	6 x 8		rear panel
Right Rear Tweeter	N/A		
Center Channel			top center of dash
Subwoofer	N/A		
Left Front Headrest			
Right Front Headrest			
Left Rear Headrest			
Right Rear Headrest			
Satellite Radio Tuner			

Wiring Photo and Notes: 12 Volts




Notes:
There are currently no notes for this item.


Wiring Photo and Notes: Second 12 Volts



Notes:
There are currently no notes for this item.



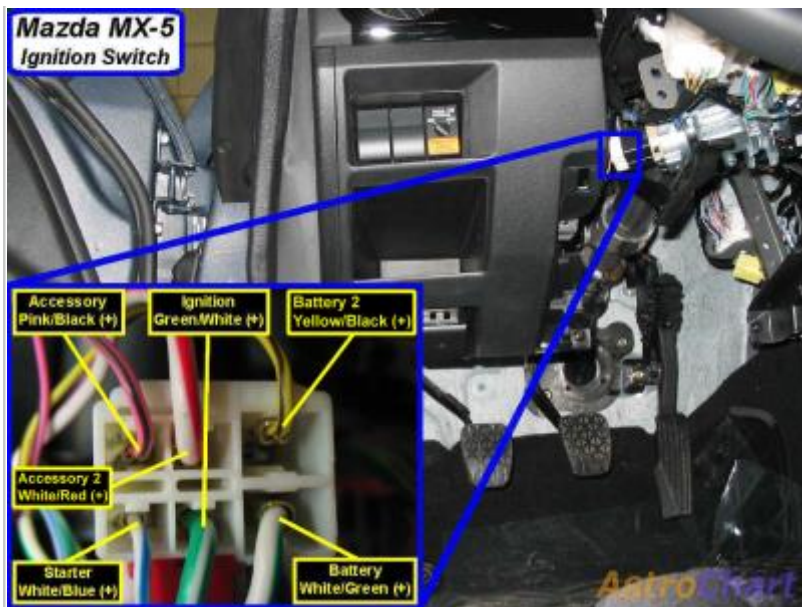
Wiring Photo and Notes: Starter



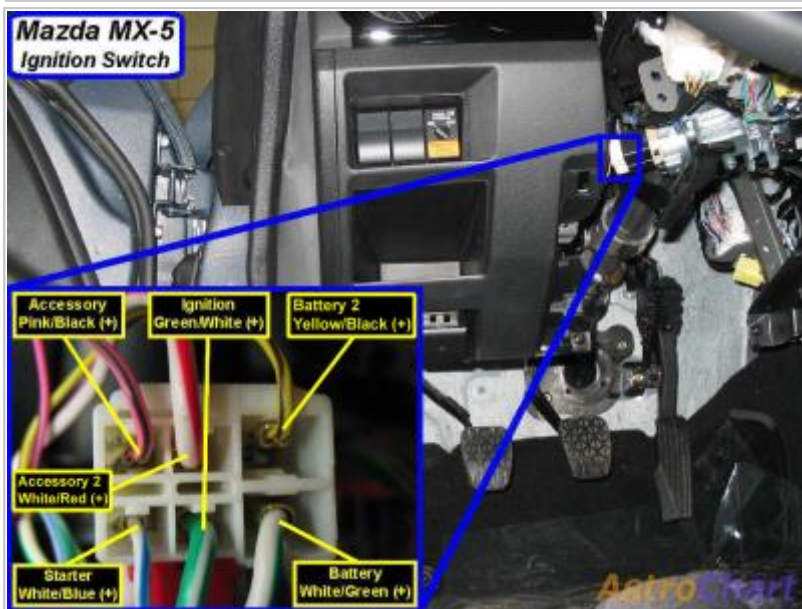
Wiring Photo and Notes: Ignition

Notes:
There are currently no notes for this item.

Notes:
There are currently no notes for this item.



Wiring Photo and Notes: Accessory



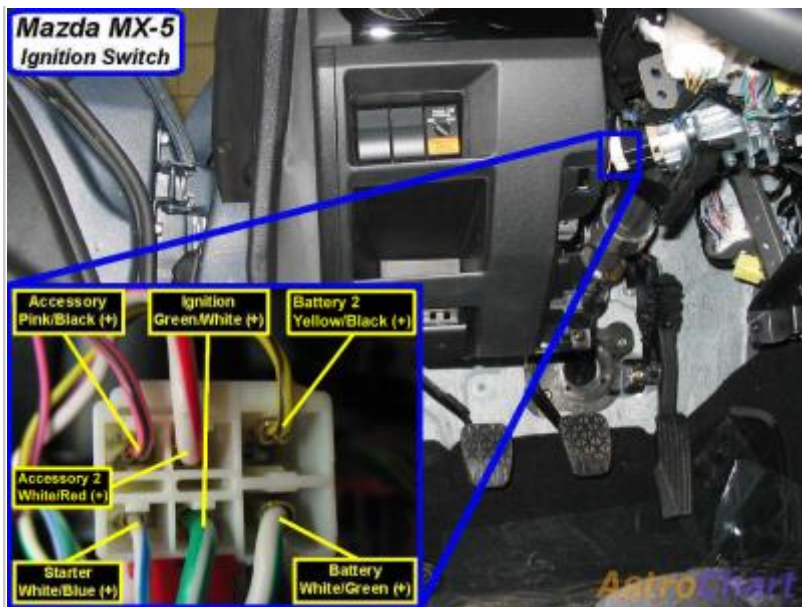
Wiring Photo and Notes: Second Accessory

Notes:


There are currently no notes for this item.

Notes:

There are currently no notes for this item.



Wiring Photo and Notes: Keysense



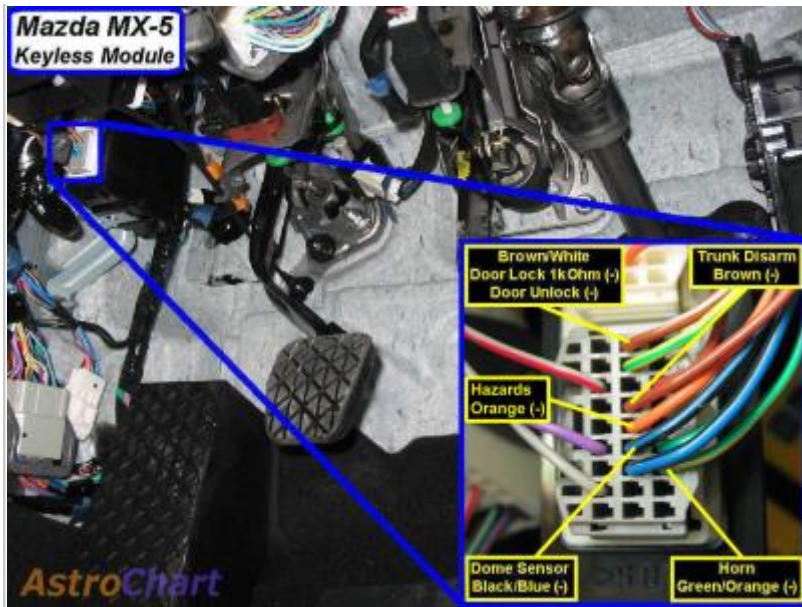
Notes:

On models with keyless entry, it is also brown/red (+) at the Keyless Control Module above driver kick, white 30 pin plug, pin 25.


Wiring Photo and Notes: Power Lock

Notes:

There are currently no notes for this item.



Wiring Photo and Notes: Lock Motor




Notes:

There are currently no notes for this item.


Wiring Photo and Notes: Driver Unlock Motor

Notes:

There are currently no notes for this item.



Wiring Photo and Notes: Passenger Unlock Motor




Notes:

There are currently no notes for this item.


Wiring Photo and Notes: Parking Lights (-)

Notes:

There are currently no notes for this item.



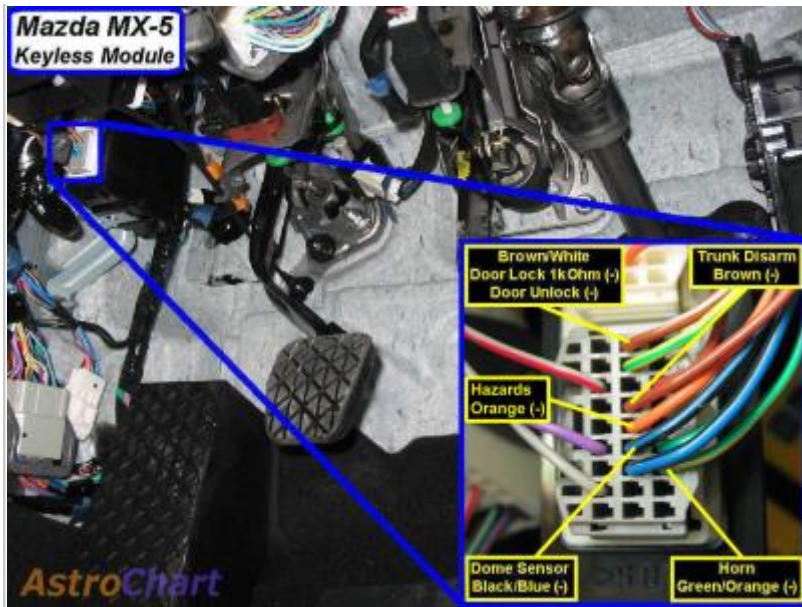
Wiring Photo and Notes: Parking Lights (+)




Wiring Photo and Notes: Hazards

Notes:
There are currently no notes for this item.

Notes:
On models with keyless entry, it is also orange (-) at the Keyless Control Module above driver kick, gray 27 pin plug, pin 14.



Wiring Photo and Notes: Turn Signal (Left)




Wiring Photo and Notes: Turn Signal (Right)

Notes:


There are currently no notes for this item.

Notes:

There are currently no notes for this item.



Wiring Photo and Notes: Headlight




Wiring Photo and Notes: Reverse Light

Notes:


There are currently no notes for this item.

Notes:

There are currently no notes for this item.



Wiring Photo and Notes: Left Front Door Trigger



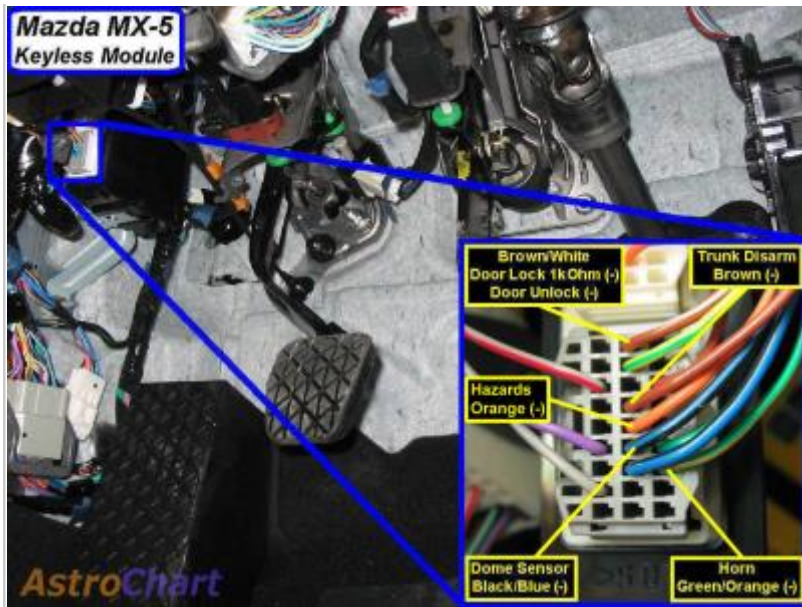
Wiring Photo and Notes: Dome Supervision

Notes:


On models with keyless entry, it is also blue/black (-) at the Keyless Control Module above driver kick, gray 27 pin plug, pin 16.

Notes:

On models with keyless entry, it is also black/blue (-) at the Keyless Control Module above driver kick, gray 27 pin plug, pin 15.



Wiring Photo and Notes: Trunk/Hatch Pin




Wiring Photo and Notes: Hood Pin

Notes:


On models with keyless entry, it is also orange (-) at the Keyless Control Module above driver kick, white 30 pin plug, pin 19.

Notes:

There are currently no notes for this item.



Wiring Photo and Notes: Trunk/Hatch Release




Notes:

On models with keyless entry, it is also purple (-) at the Keyless Control Module above driver kick, gray 27 pin plug, pin 6.

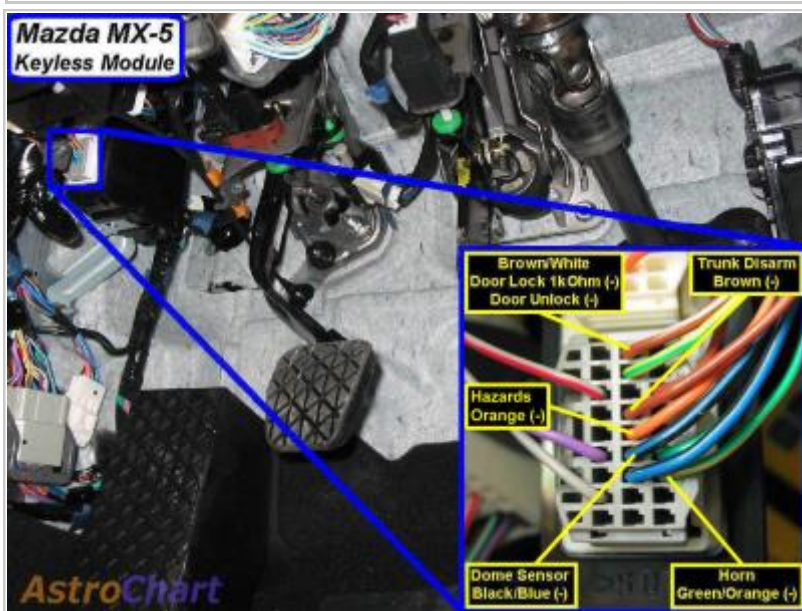
Wiring Photo and Notes: Factory Alarm Arm

Notes:

There are currently no notes for this item.



Wiring Photo and Notes: Trunk Alarm Shunt




Wiring Photo and Notes: Clutch Pedal

Notes:


There are currently no notes for this item.

Notes:

There are currently no notes for this item.



Wiring Photo and Notes: Fuel Pump




Notes:

There are currently no notes for this item.


Wiring Photo and Notes: Rear Defroster

Notes:

There are currently no notes for this item.



Wiring Photo and Notes: Brake Wire




Notes:

There are currently no notes for this item.

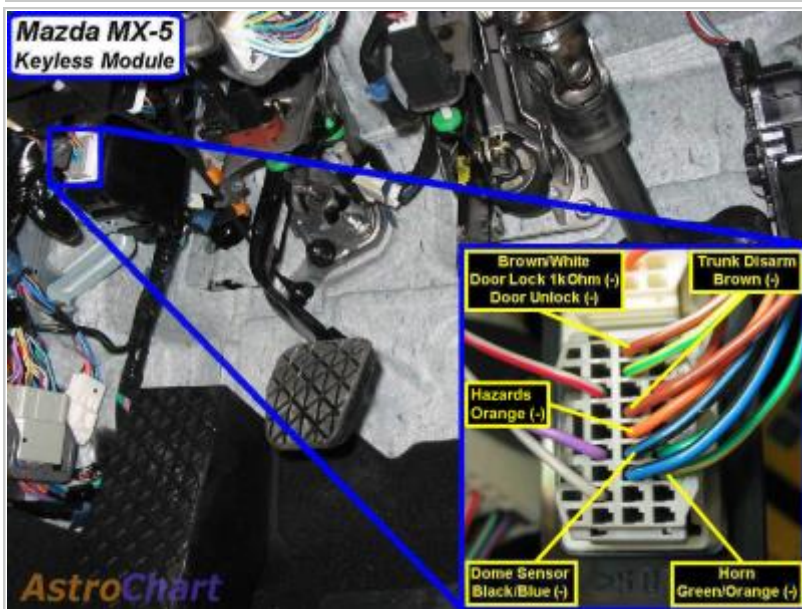
Wiring Photo and Notes: Parking Brake

Notes:

There are currently no notes for this item.



Wiring Photo and Notes: Horn Trigger




Notes:

On models with keyless entry, it is also green/orange (-) at the Keyless Control Module above driver kick, gray 27 pin plug, pin 25.

Wiring Photo and Notes: Wipers

Notes:

There are currently no notes for this item.




Wiring Photo and Notes: Left Front Speaker (+/-)



Notes:

On models with amplifier, the speaker and tweeter wires are red/green - green/red at the amplifier in trunk right side, black 24 pin plug, pins 7 - 6.

Wiring Photo and Notes: Right Front Speaker (+/-)



Notes:

On models with amplifier, the speaker and tweeter wires are white/blue - yellow/black at the amplifier in trunk right side, gray 8 pin plug, pins 7 - 2.



Wiring Photo and Notes: Left Rear Speaker (+/-)



Notes:

On models with amplifier, the left and right rear speakers are paralleled, and the wires are purple - pink at the amplifier in trunk right side, black 24 pin plug, pins 11 - 12.



© 2016 Directed. All rights reserved.

DirectWire and its vehicle information are for the sole use of authorized Directed personnel and its participating dealers and distributors. The information contained on these pages may contain confidential and privileged information. Any unauthorized review, use, disclosure or distribution is prohibited.

