

2009 Infiniti G37



Remote Start, Security, Keyless Entry, Accessories


Item	Wire Color	Polarity	Wire Location
12 Volts	white (40A)	+	BCM in passenger kick, black 3 pin plug, pin 1
Second 12 Volts	red (80A)	+	dash fuse box, rear, white 1 pin plug, pin 1
Starter	lt. blue	-	BCM in passenger kick, gray 40 pin plug, pin 21
Second Starter	brown (push-button start)	-	push-button ign sw or BCM in pass kick, black 40 pin plug, pin 18
Ignition	red	+	BCM in passenger kick, black 40 pin plug, pin 11
Second Ignition	yellow	-	BCM in passenger kick, gray 40 pin plug, pin 16
Third Ignition	N/A		
Accessory	orange	+	BCM in passenger kick, black 40 pin plug, pin 31
Second Accessory	orange	+	BCM in passenger kick, black 40 pin plug, pin 24
Third Accessory	N/A		
Keysense	lt. blue	+	key slot or BCM in passenger kick, green 40 pin plug, pin 10
Data Bus	gray (clock); white (data)	data	key slot or BCM in passenger kick, black 40 pin plug, pins 9, 10
Can Bus High	blue	data	data lnk conn or BCM in passenger kick, black 40 pin plug, pin 20
Can Bus Low	pink	data	data lnk conn or BCM in passenger kick, black 40 pin plug, pin 19
Can Bus Sw	purple (power window switch communication)	data	BCM in passenger kick, green 40 pin plug, pin 21
Power Lock	(use factory alarm arm or insert pin)	-	BCM in passenger kick, green 40 pin plug, pin 37
Power Unlock	(use factory alarm disarm or insert pin)	-	BCM in passenger kick, green 40 pin plug, pin 15
Lock Motor	purple	5 wire	BCM in passenger kick, white 16 pin plug, pin 5
Driver Unlock Motor	green	5 wire	BCM in passenger kick, white 16 pin plug, pin 6
Passenger Unlock Motor	pink	5 wire	BCM in passenger kick, white 16 pin plug, pin 2
Parking Lights (-)	N/A		
Parking Lights (+)	red	+	dash fuse box, white 10 pin plug, pin 8
Hazards	green	-	BCM in passenger kick, black 40 pin plug, pin 39
Turn Signal (Left)	orange (F); yellow (R)	+	BCM in passenger kick, wht 16 pin plug, pin 15; wht 12 pin plg, pin 6
Turn Signal (Right)	white (F); purple (R)	+	BCM in passenger kick, wht 16 pin plug, pin 14; wht 12 pin plg, pin 1
Headlight	purple (4 door), pink (2 door) (L); red (R)	+	headlights or underhood fuse box, white 8 pin plug, pins 2, 1
AutoLights	N/A		
Reverse Light	orange	+	driver kick, harness to rear or radio, white 32 pin plug, pin 19
Left Front Door Trigger	gray (sedan, convertible); red (coupe)	-	BCM in passenger kick, green 40 pin plug, pin 39
Right Front Door Trigger	lt. green	-	BCM in passenger kick, green 40 pin plug, pin 13
Left Rear Door Trigger	red	-	BCM in passenger kick, gray 40 pin plug, pin 38
Right Rear Door Trigger	brown	-	BCM in passenger kick, gray 40 pin plug, pin 37

<i>Remote Start, Security, Keyless Entry, Accessories (Continued)</i>			
Item	Wire Color	Polarity	Wire Location
Dome Supervision	purple (dome lamp); brown or lt. blue (step lamp)	-	BCM in passenger kick, white 16 pin plug, pins 16, 4
Trunk/Hatch Pin	orange (sedan); red (coupe); green (convertible)	-	BCM in passenger kick, gray 40 pin plug, pin 19
Rear Glass Pin	N/A		
Hood Pin	lt. green	-	hood switch or underhood fuse box, white 16 pin plug, pin 14
Trunk/Hatch Release	gray	-	BCM in passenger kick, gray 40 pin plug, pin 36
Trunk Release Motor	blue (sedan, coupe); yellow (convertible)	5 wire	BCM in passenger kick, white 12 pin plug, pin 4
Fuel Door Release	(unlocks along with driver door)		
Power Sliding Door (Left)	N/A		
Power Sliding Door (Right)	N/A		
Factory Alarm Arm	purple (sdn, cnv); gray (cpe) (driv door key lock)	-	power window main switch, white 16 pin plug, pin 4 or 6
Factory Alarm Disarm	yellow (sdn); white (cpe, cnv)(dr door key unlock)	double -	power window main switch, white 16 pin plug, pin 6 or 7
Disarm No Unlock	(Intelligent Key and ignition)		
Trunk Alarm Shunt	N/A		
Tachometer	red	ac	Power Steering Cntrl Unit behind glove box, wht 12 pin plug, pin 10
Wait to Start	N/A		
Neutral Safety	N/A		
Clutch Pedal	gray	+	clutch switch, blue 2 pin plug, pin 2
Fuel Pump	pink (sedan, coupe); blue (convertible)	+	driver kick, harness to rear
Rear Defroster	green	- latched	dash fuse box, wht 10 pin plg, pin 4 or BCM, grn 40 pin plug, pin 40
Mirror Defroster	(same as rear defroster)		
Left Front Heated Seat	blue	+	driver heated seat switch, white 10 pin plug, pin 6
Right Front Heated Seat	gray (4 dr, 2 dr w/ A/T); yel or pnk (2 dr w/ M/T)	+	passenger heated seat switch, brown 8 pin plug, pin 5
Speed Sense	gray	8-Pulse	radio, white 32 pin plug, pin 17
Brake Wire	pink or brown	+	dash fuse box, wht 10 pin plg, pin 3 or BCM, grn 40 pin plug, pin 7
Parking Brake	orange (A/T), purple (M/T), lt. blue (at radio)	-	parking brake switch or radio, white 32 pin plug, pin 18
Horn Trigger	lt. green	-	horn switch, gray 8 pin plug, pin 8
Wipers	purple (L); blue (H)	+	wiper motor or underhood fuse box, white 36 pin plug, pins 2, 3
Left Front Window (Up/Down)	(use factory alarm arm/disarm)		
Right Front Window (Up/Down)	(see left front window)		
Left Rear Window (Up/Down)	white - green (without anti-pinch)	A	driver kick, door harness
Right Rear Window (Up/Down)	lt. blue - lt. green (without anti-pinch)	A	driver kick, door harness
Sun Roof (Open/Close)	pnk - gry (sdn); org - grn (cpe) (with ign on only)	-	sunroof switch, white 3 pin plug, pins 1 - 3
Sun Roof (Limit/Close)	N/A		
Memory Seat 1	brown (sedan, convertible); blue (coupe)	-	Auto Drive Position Cntrl Unit right of column, wht 32 pin plug, pin 9
Memory Seat 2	purple (sedan, convertible); lt. green (coupe)	-	Auto Drive Position Cntrl Unit right of column, wht 32 pin plug, pin 25
Memory Seat 3	N/A		

<i>Audio</i>			
Item	Wire Color	Polarity	Wire Location
Radio 12V	yellow	+	radio, white 20 pin plug, pin 19
Radio Ground	black	-	radio, white 20 pin plug, pin 20
Radio Ignition	purple or gray	+	radio, white 20 pin plug, pin 7
Radio Illumination	blue	+	radio, white 20 pin plug, pin 9
Factory Amp Turn-on	lt. blue	+	radio, white 12 pin plug, pin 9 or white 20 pin plug, pin 1
Power Antenna			radio, 3 pin plug, pin 1
Left Front Speaker (+/-)	blue - white or orange - white	+,-	radio, white 20 pin plug, pins 2 - 3
Right Front Speaker (+/-)	brown - red or red - green	+,-	radio, white 20 pin plug, pins 11 - 12
Left Rear Speaker (+/-)	lt. green - lt. blue or purple - lt. green	+,-	radio, white 20 pin plug, pins 4 - 5
Right Rear Speaker (+/-)	blue - pink or brown - yellow	+,-	radio, white 20 pin plug, pins 13 - 14
Center Channel (+/-)	blue - orange (BOSE)	+,-	amplifier, brown 23 pin plug, pins 15 - 16
Subwoofer (+/-)	lt. blue - purple (BOSE)	+,-	amplifier, brown 23 pin plug, pins 2 - 3
Aux. Audio Input Left (+/-)	white - black	+,-	radio, white 32 pin plug, pins 28 - 27
Aux. Audio Input Right (+/-)	red - black	+,-	radio, white 32 pin plug, pins 29 - 27
RSE Video (+/-)	lt blu - pur (sed, cnv); red - blu (cpe) (aux vdo)	+,-	radio, white 24 pin plug, pins 12 - 11
RSE Audio Left (+/-)	red - white (iPod audio)	+,-	radio, white 32 pin plug, pins 25 - 26
RSE Audio Right (+/-)	black - green (iPod audio)	+,-	radio, white 32 pin plug, pins 9 - 10
Satellite Radio 12 Volts	yellow (4 door); lt. blue (2 door)	+	Satellite Radio, white 16 pin plug, pin 12
Satellite Radio Ground	(chassis) (4 door); black (2 door)	-	Satellite Radio, white 16 pin plug, pin 15
Satellite Radio Ignition	orange (4 door); purple (2 door)	+	Satellite Radio, white 16 pin plug, pin 16
Satellite Radio Antenna	(coaxial cable)		
Satellite Audio Left (+/-)	red - green	+,-	Satellite Radio, white 16 pin plug, pins 2 - 1
Satellite Audio Right (+/-)	black - white	+,-	Satellite Radio, white 16 pin plug, pins 4 - 3

<i>What Fits</i>			
Item	Size	Depth	Location
Headunit	irregular		center of dash
Left Front Speaker	6.5 or 10		left front door
Left Front Tweeter			left front door
Right Front Speaker	6.5 or 10		right front door
Right Front Tweeter			right front door
Left Rear Speaker	6.5		left rear door (4 dr), rear deck (2 dr)
Left Rear Tweeter			left rear side panel (2 door)
Right Rear Speaker	6.5		right rear door (4 dr), rear deck (2 dr)
Right Rear Tweeter			right rear side panel (2 door)
Center Channel			top center of dash
Subwoofer	10		top of rear deck
Left Front Headrest			
Right Front Headrest			
Left Rear Headrest			
Right Rear Headrest			
Satellite Radio Tuner	(built into radio on models with navigation)		right rear deck (4 dr), right side of trunk (2 dr)

Wiring Photo and Notes: 12 Volts

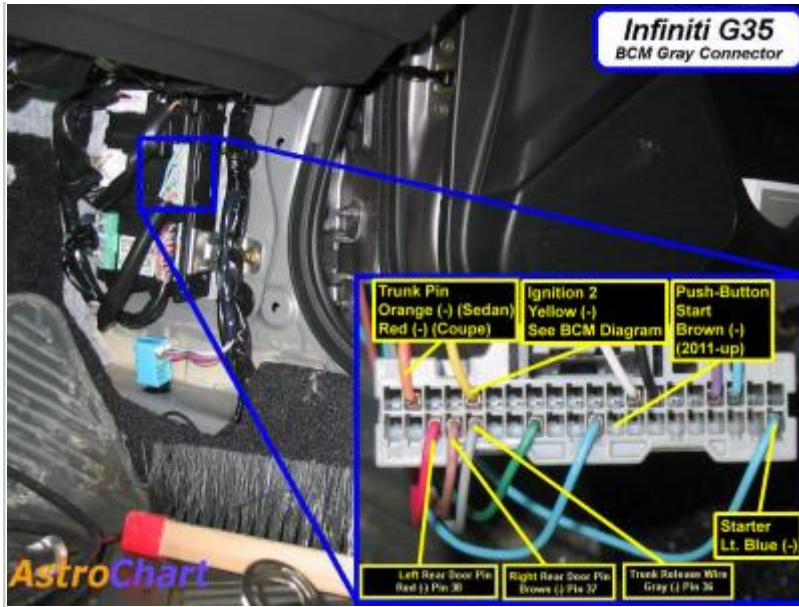


Notes:
There are currently no notes for this item.

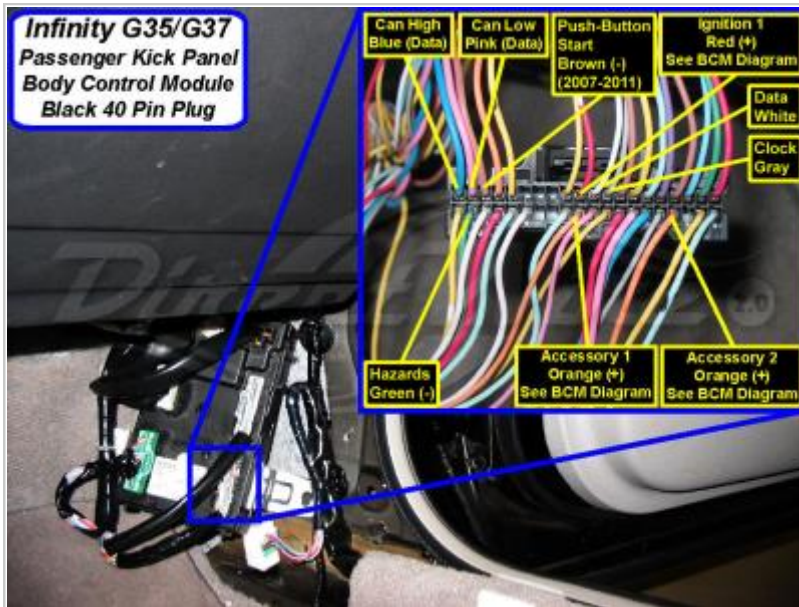
Wiring Photo and Notes: Starter



Notes:
There are currently no notes for this item.



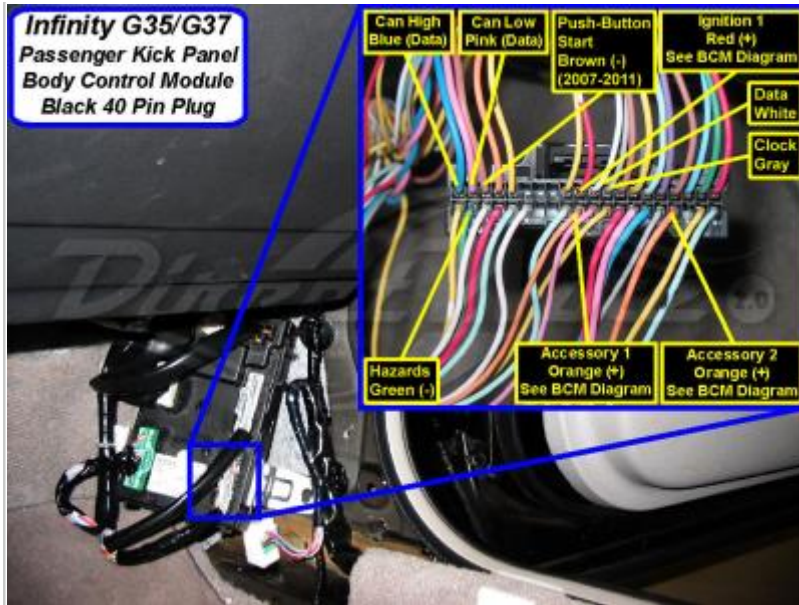
Wiring Photo and Notes: Second Starter



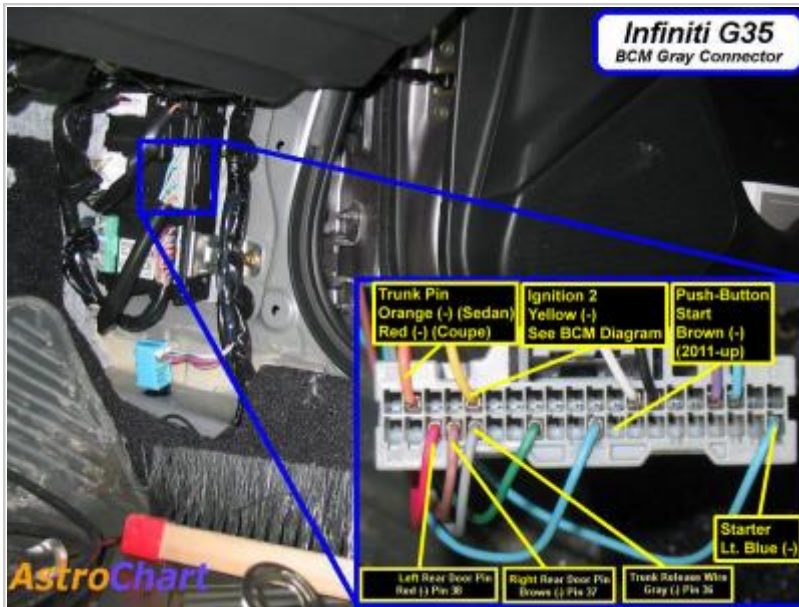
Wiring Photo and Notes: Ignition

Notes:
There are currently no notes for this item.

Notes:
There are currently no notes for this item.



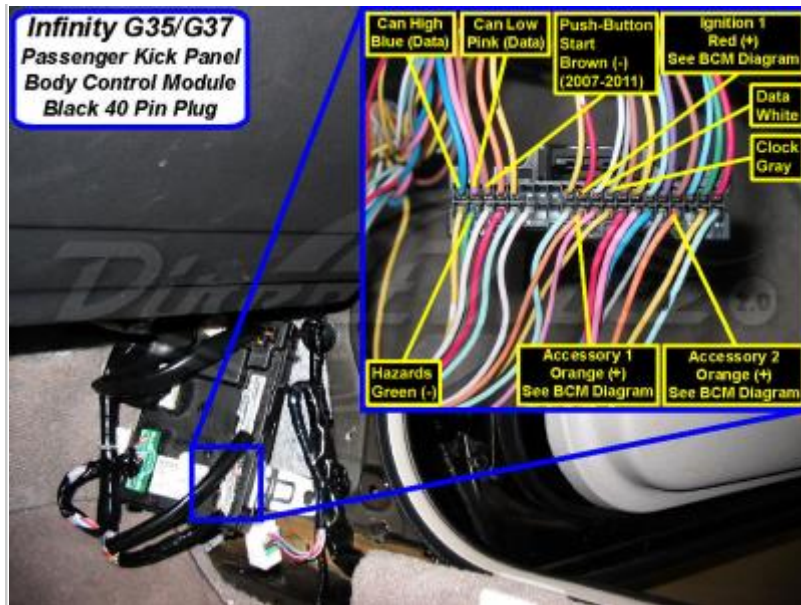
Wiring Photo and Notes: Second Ignition



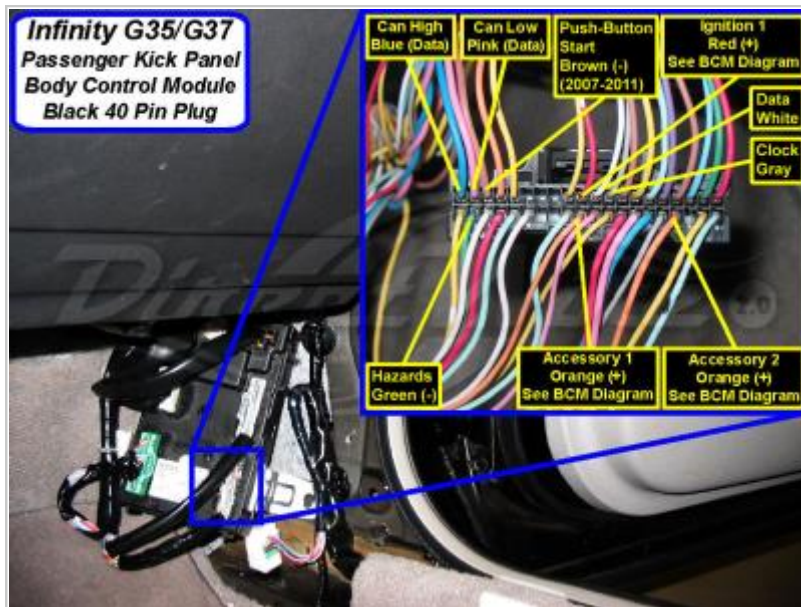
Wiring Photo and Notes: Accessory

Notes:
There are currently no notes for this item.

Notes:
There are currently no notes for this item.



Wiring Photo and Notes: Second Accessory



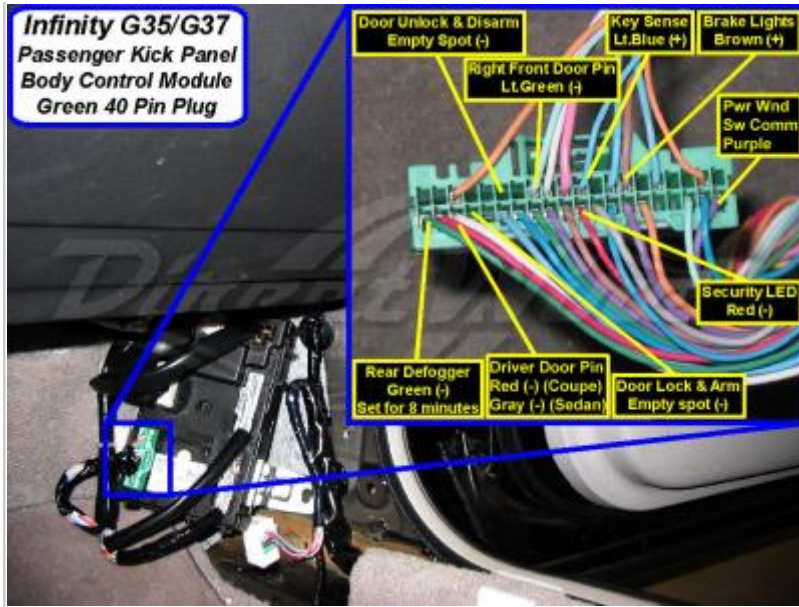
Wiring Photo and Notes: Keysense

Notes:

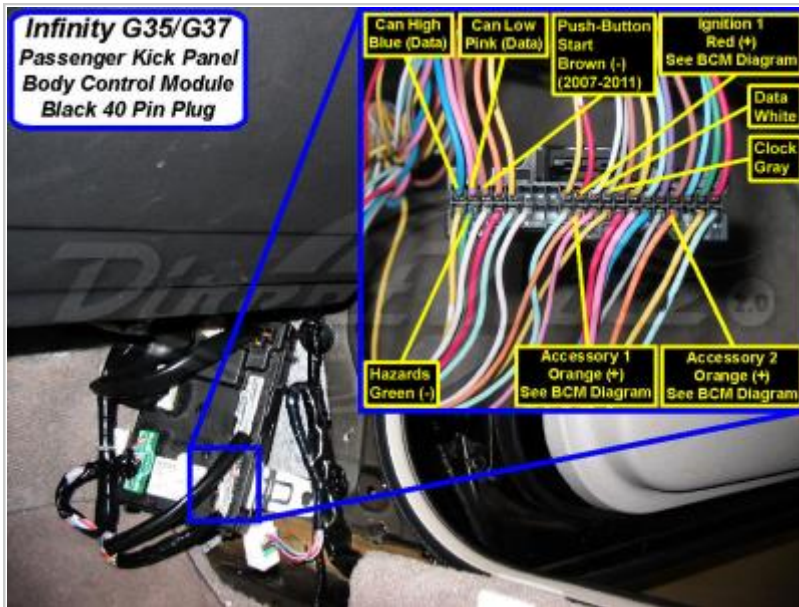
There are currently no notes for this item.

Notes:

There are currently no notes for this item.



Wiring Photo and Notes: Data Bus



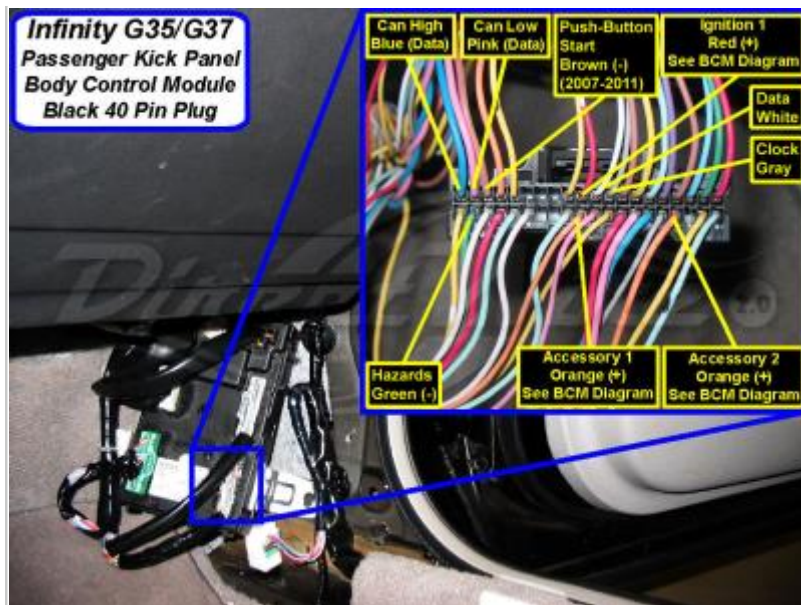
Notes:

The security light is red (-) at the BCM in passenger kick, green 40 pin plug, pin 30.

Wiring Photo and Notes: Can Bus High

Notes:

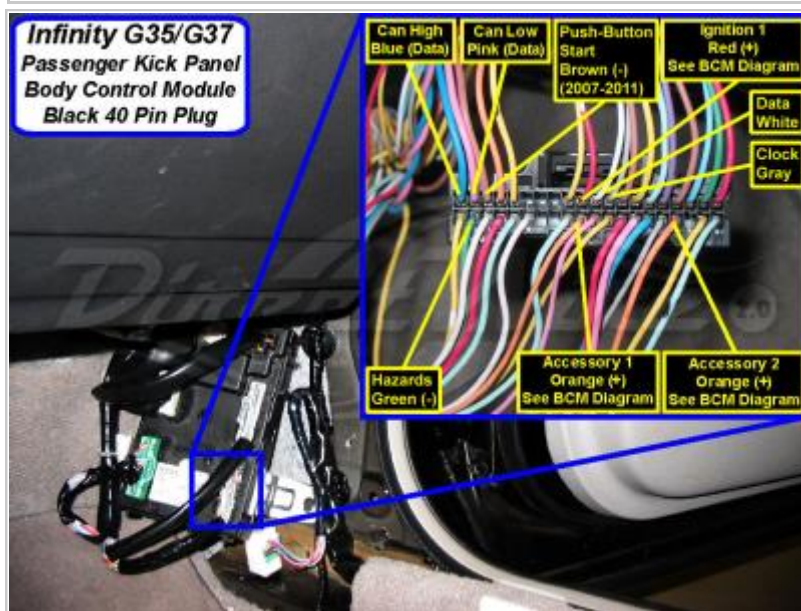
There are currently no notes for this item.



Wiring Photo and Notes: Can Bus Low

Notes:

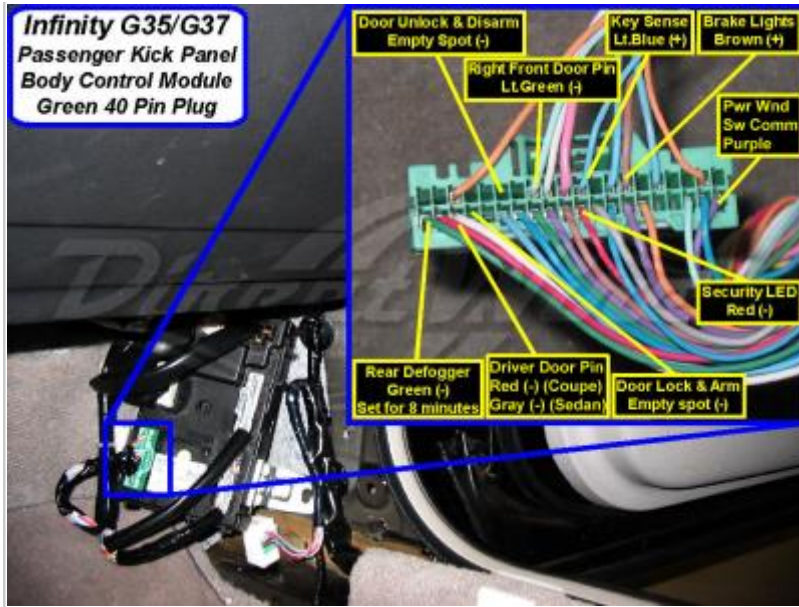
There are currently no notes for this item.



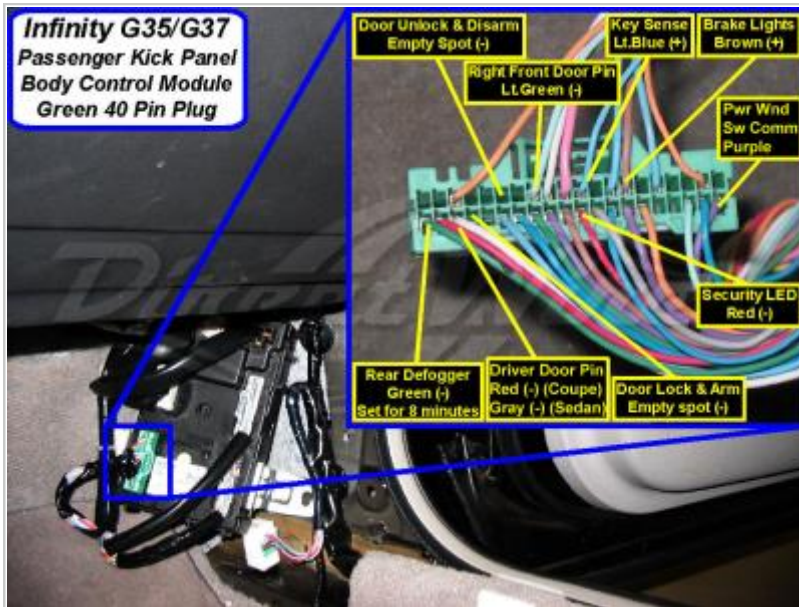
Wiring Photo and Notes: Can Bus Sw

Notes:

There are currently no notes for this item.



Wiring Photo and Notes: Power Lock



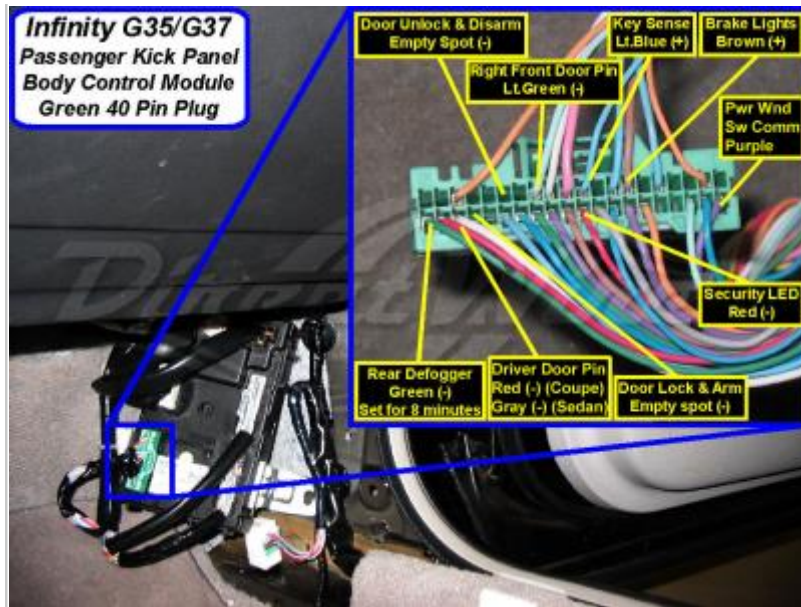
Wiring Photo and Notes: Power Unlock

Notes:


There are currently no notes for this item.

Notes:

There are currently no notes for this item.



Wiring Photo and Notes: Lock Motor



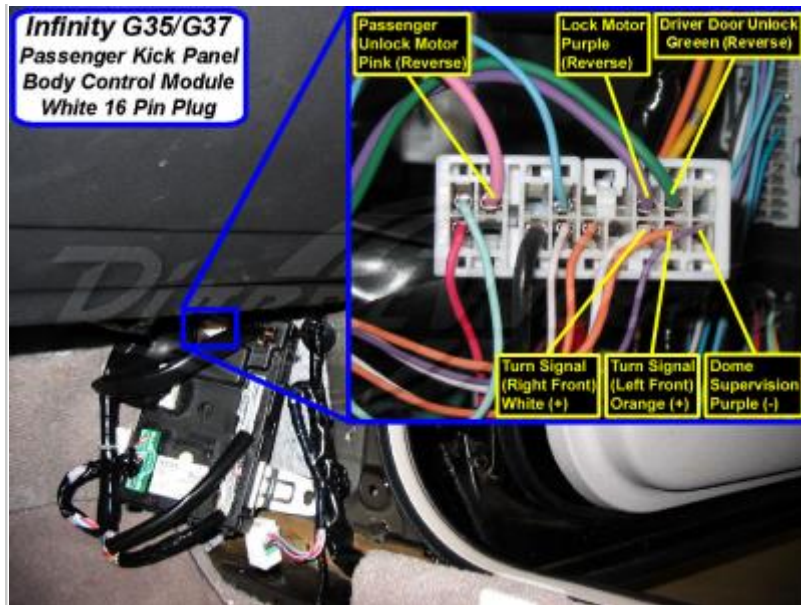
Wiring Photo and Notes: Driver Unlock Motor

Notes:

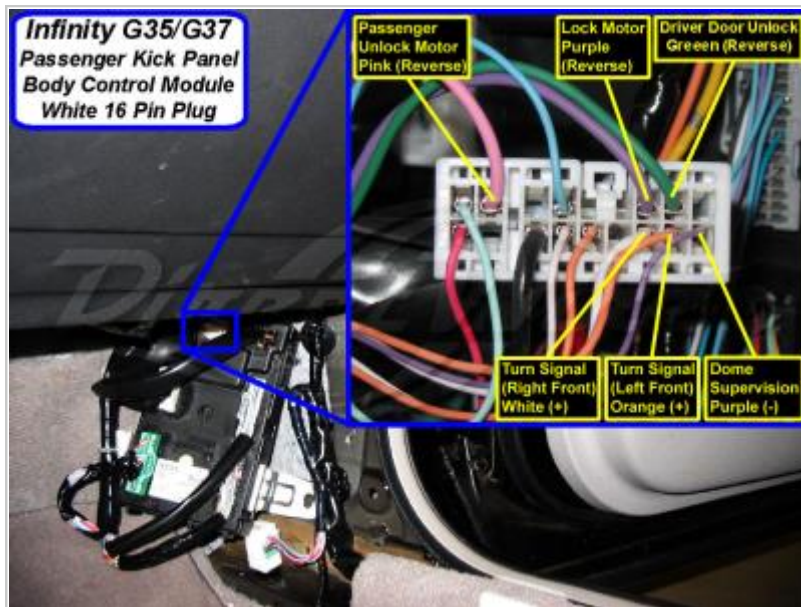
There are currently no notes for this item.

Notes:

There are currently no notes for this item.



Wiring Photo and Notes: Passenger Unlock Motor



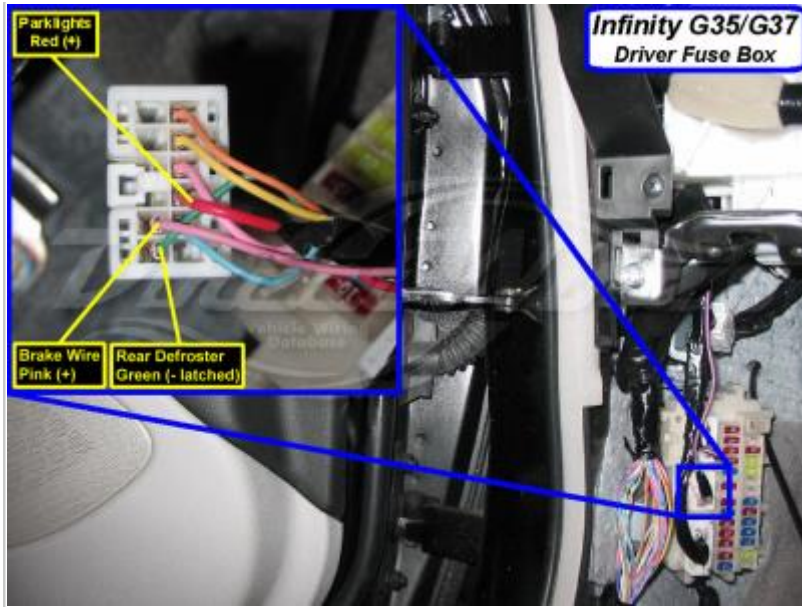
Wiring Photo and Notes: Parking Lights (+)

Notes:

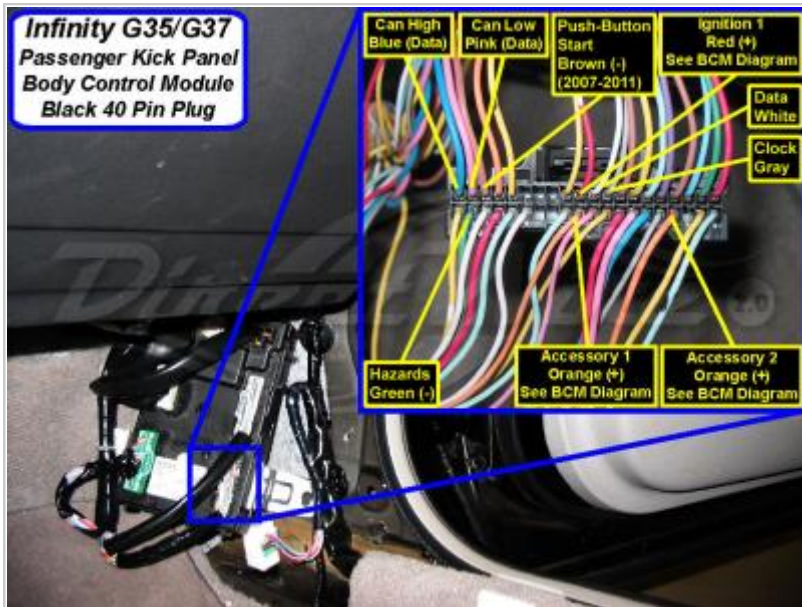
There are currently no notes for this item.

Notes:

There are currently no notes for this item.



Wiring Photo and Notes: Hazards



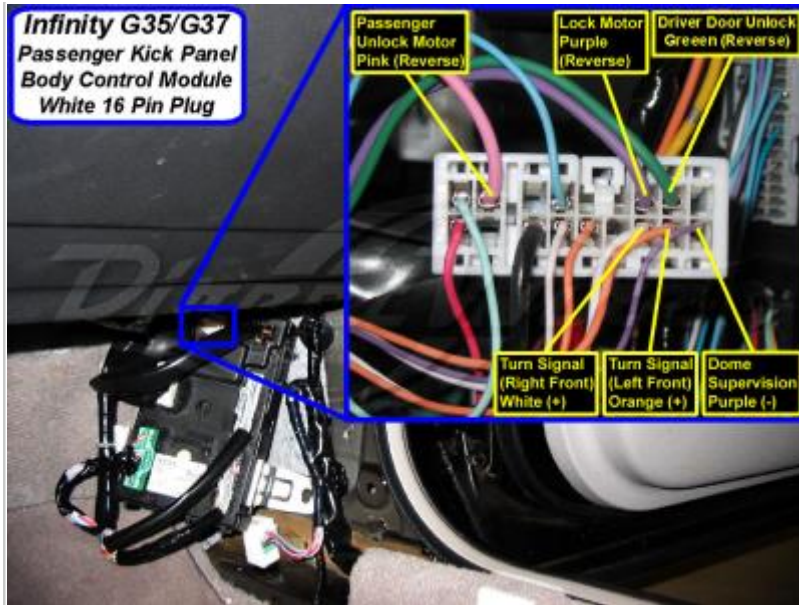
Notes:

There are currently no notes for this item.

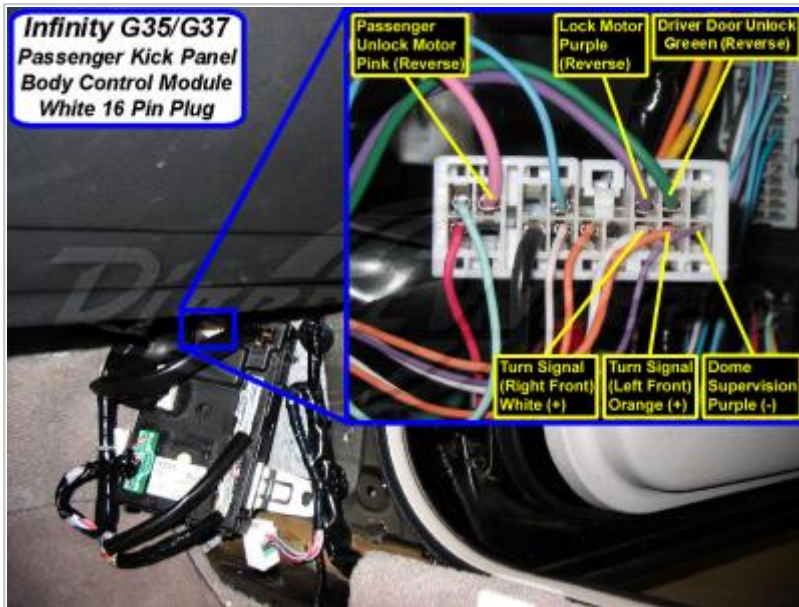
Wiring Photo and Notes: Turn Signal (Left)

Notes:

There are currently no notes for this item.



Wiring Photo and Notes: Turn Signal (Right)



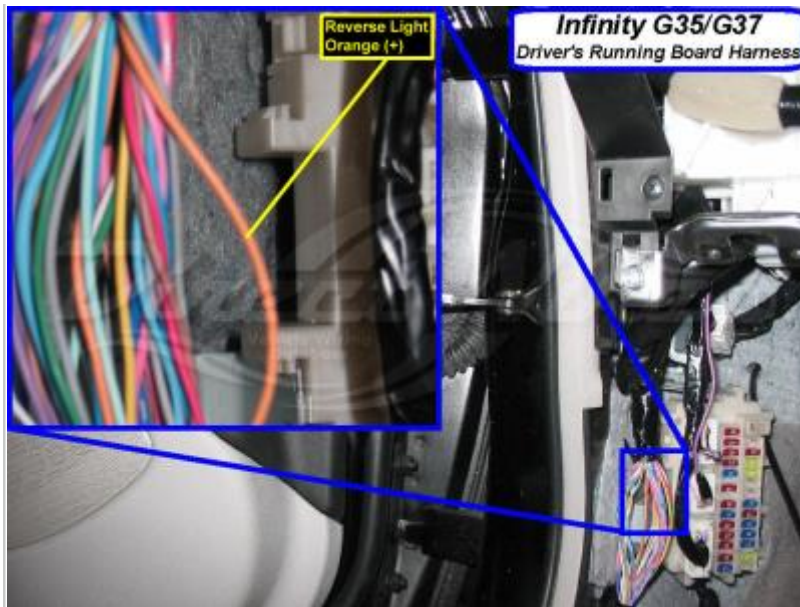
Wiring Photo and Notes: Reverse Light

Notes:

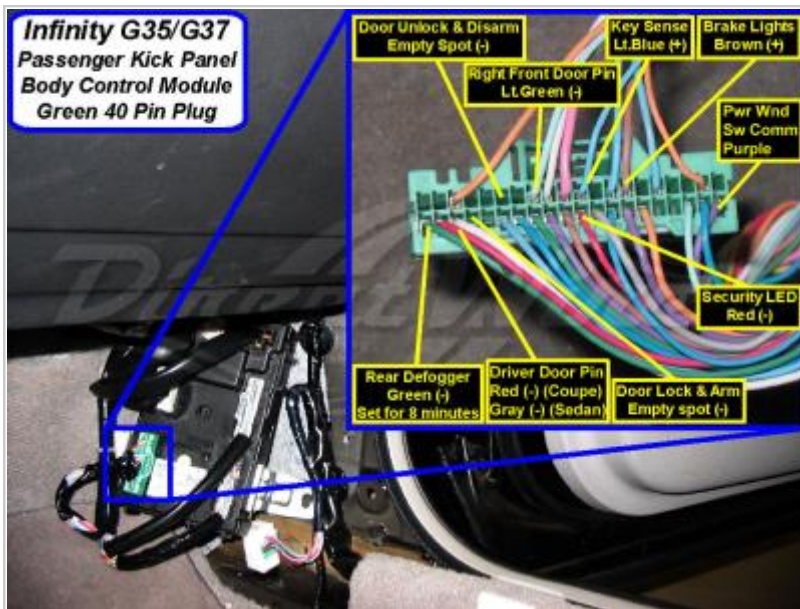
There are currently no notes for this item.

Notes:

There are currently no notes for this item.



Wiring Photo and Notes: Left Front Door Trigger



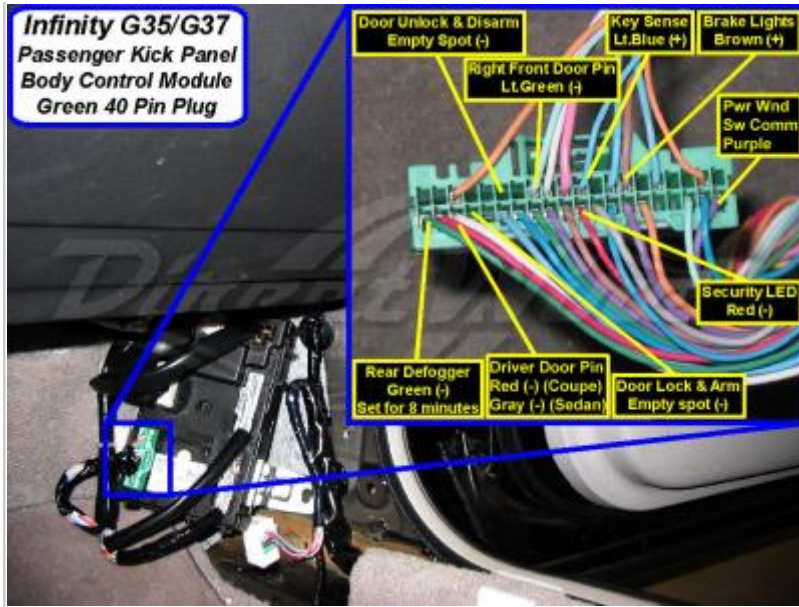
Notes:

There are currently no notes for this item.

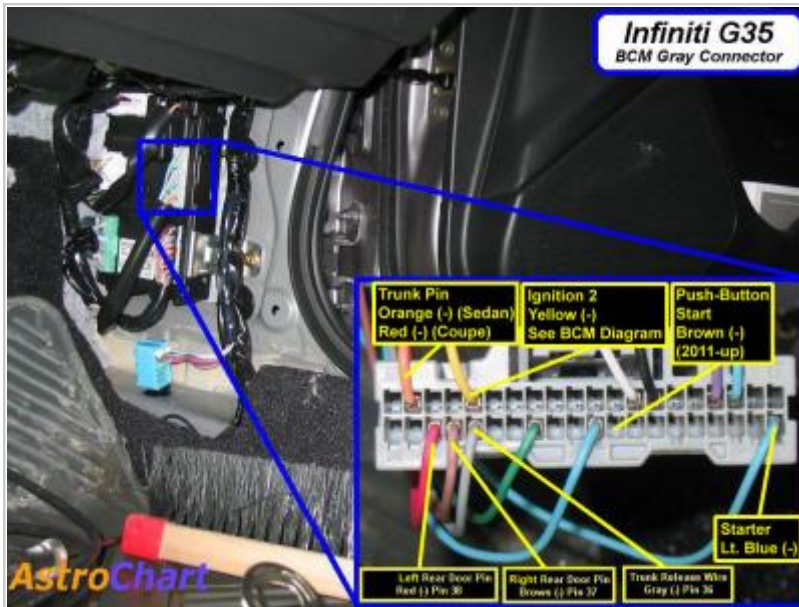
Wiring Photo and Notes: Right Front Door Trigger

Notes:

There are currently no notes for this item.



Wiring Photo and Notes: Left Rear Door Trigger



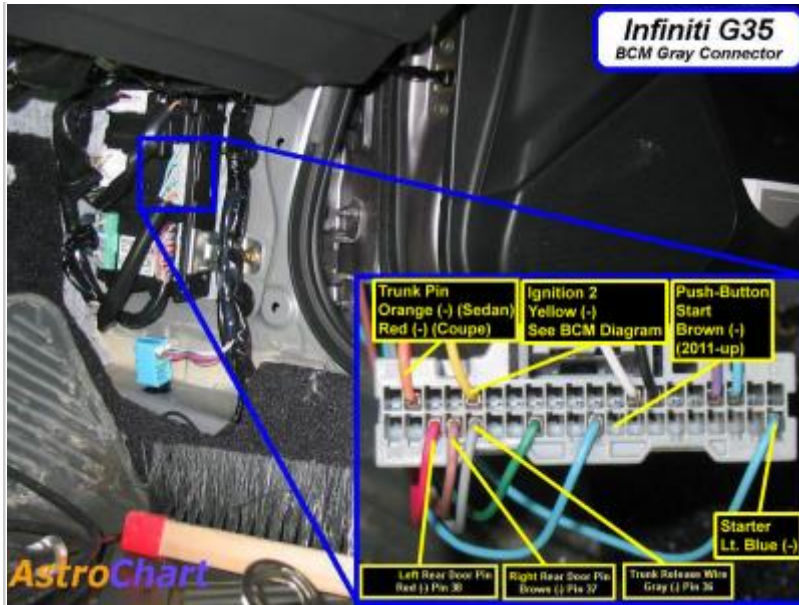
Notes:

There are currently no notes for this item.

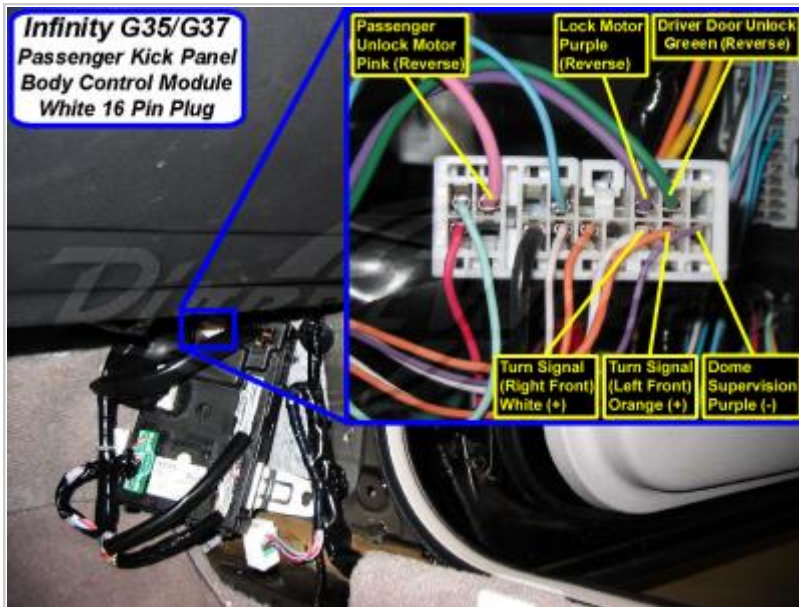
Wiring Photo and Notes: Right Rear Door Trigger

Notes:

There are currently no notes for this item.



Wiring Photo and Notes: Dome Supervision



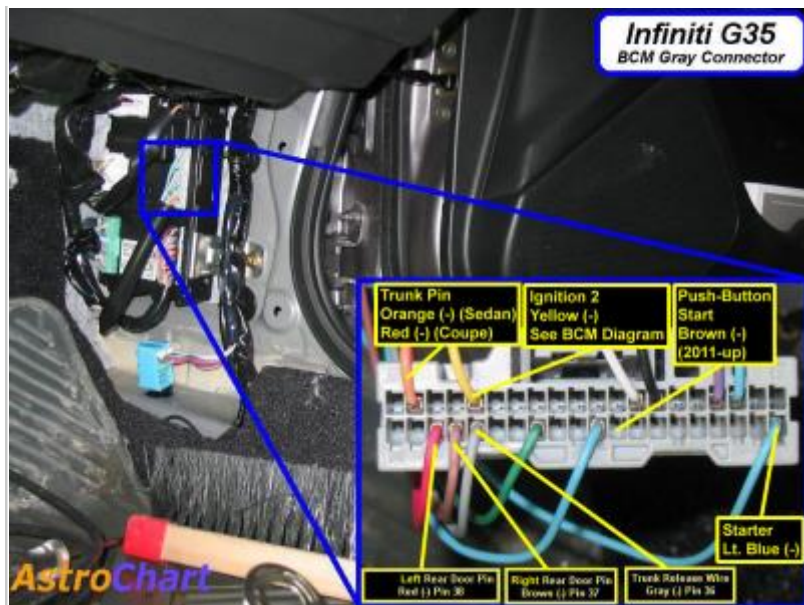
Notes:

There are currently no notes for this item.


Wiring Photo and Notes: Trunk/Hatch Pin

Notes:

There are currently no notes for this item.



Wiring Photo and Notes: Hood Pin



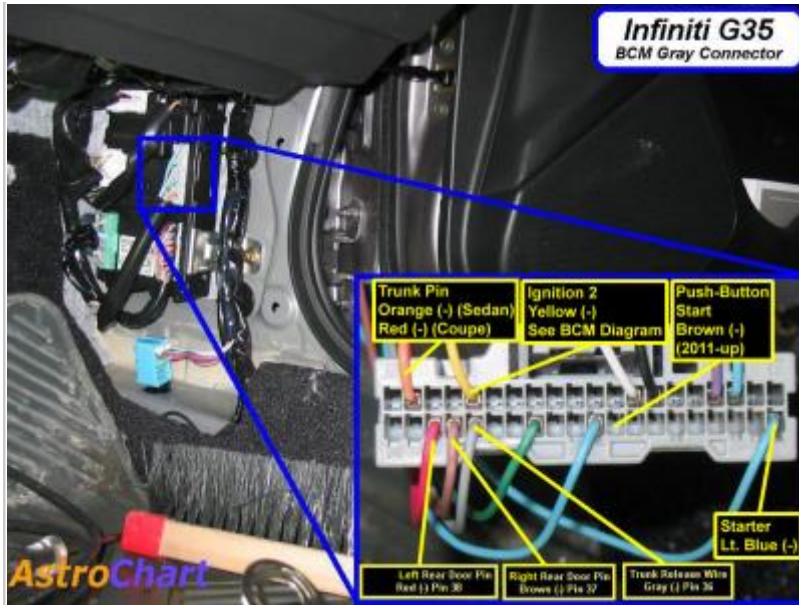
Notes:

There are currently no notes for this item.


Wiring Photo and Notes: Trunk/Hatch Release

Notes:

There are currently no notes for this item.



Wiring Photo and Notes: Factory Alarm Arm




Wiring Photo and Notes: Factory Alarm Disarm

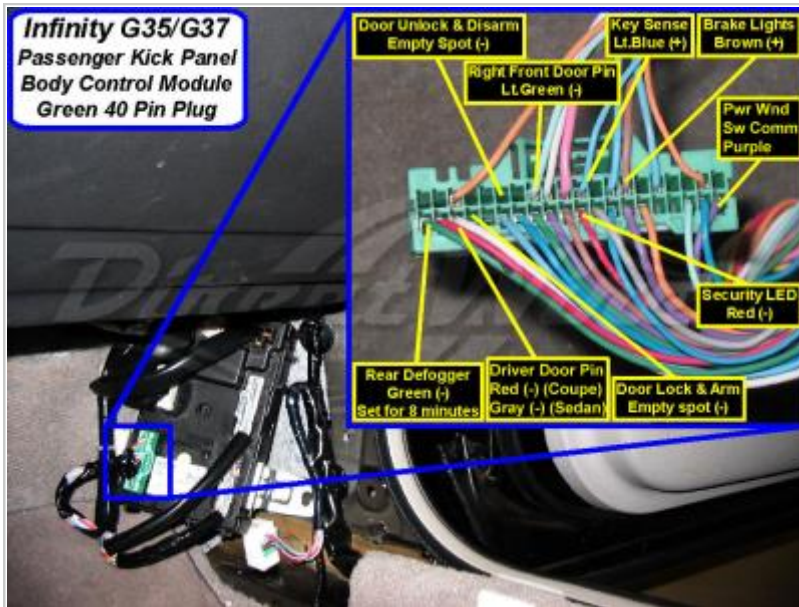
Notes:
There are currently no notes for this item.

Notes:

Notes:
There are currently no notes for this item.



Wiring Photo and Notes: Rear Defroster



Notes:

There are currently no notes for this item.

Wiring Photo and Notes: Left Front Heated Seat

Notes:

On models with climate controlled seats, it is pink (+ resistor) at the driver climate controlled seat switch, white 10 pin plug, pin 1.




Wiring Photo and Notes: Right Front Heated Seat

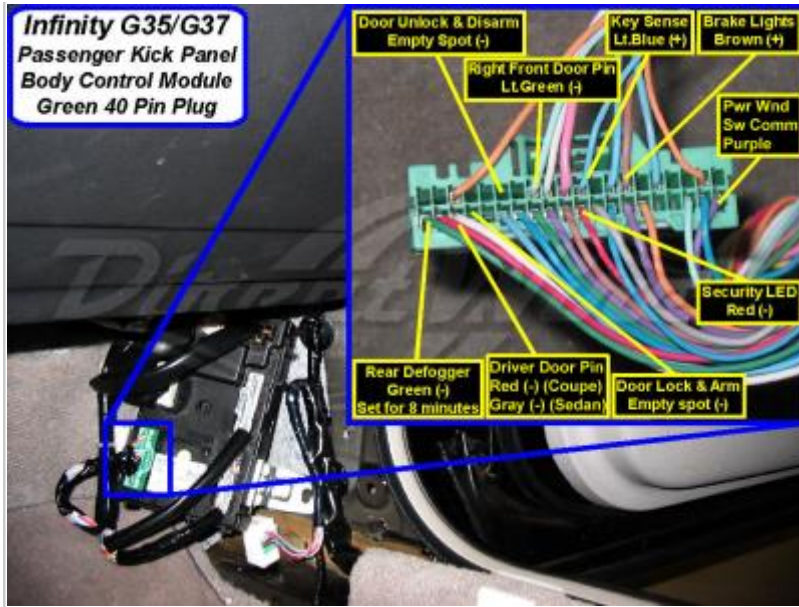


Notes:
On models with climate controlled seats, it is blue (+ resistor) at the passenger climate controlled seat switch, brown 8 pin plug, pin 1.

Wiring Photo and Notes: Brake Wire



Notes:
There are currently no notes for this item.



Wiring Photo and Notes: Parking Brake




Wiring Photo and Notes: Sun Roof (Open/Close)

Notes:

There are currently no notes for this item.

Notes:

On convertibles, the retractable hardtop open - close are purple - brown (-) at the roof open/close switch, white 6 pin plug, pins 6 - 1.




Wiring Photo and Notes: Left Front Speaker (+/-)



Notes:
 On models with amplifier, the speaker wires are black - white at the amplifier under left rear deck (4 door), or in left side of trunk (2 door), brown 14 pin plug, pins 14 - 9. The tweeter wires are blue - white at the amplifier, brown 14 pin plug, pins 1 - 2.

Wiring Photo and Notes: Right Front Speaker (+/-)



Notes:
 On models with amplifier, the speaker wires are green - red at the amplifier under left rear deck (4 door), or in left side of trunk (2 door), brown 14 pin plug, pins 5 - 6. The tweeter wires are purple - lt. green at the amplifier, brown 14 pin plug, pins 4 - 3.




Wiring Photo and Notes: Left Rear Speaker (+/-)



Notes:

On models with amplifier, the speaker wires are blue - pink at the amplifier under left rear deck (4 door), or in left side of trunk (2 door), brown 23 pin plug, pins 4 - 5.

Wiring Photo and Notes: Right Rear Speaker (+/-)



Notes:

On models with amplifier, the speaker wires are lt. green - yellow at the amplifier under left rear deck (4 door), or in left side of trunk (2 door), brown 23 pin plug, pins 17 - 18.




Wiring Photo and Notes: Center Channel (+/-)



Notes:

If equipped, the amplifier is under left rear deck (4 door), or in left side of trunk (2 door).

Wiring Photo and Notes: Subwoofer (+/-)



Notes:

If equipped, the amplifier is under left rear deck (4 door), or in left side of trunk (2 door). The subwoofer amp turn-on wire is gray (+) at the amplifier, brown 23 pin plug, pin 8.



Wiring Photo and Notes: Satellite Radio 12 Volts



Notes:
If equipped, the Satellite Radio is under right rear deck (4 door), or in right side of trunk (2 door).



© 2016 Directed. All rights reserved.
DirectWire and its vehicle information are for the sole use of authorized Directed personnel and its participating dealers and distributors. The information contained on these pages may contain confidential and privileged information. Any unauthorized review, use, disclosure or distribution is prohibited.

