

JAMES MCCABE

BELFAST ♦ LONDON

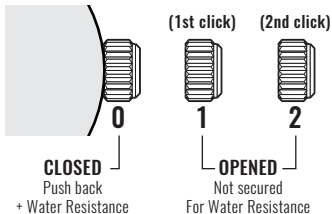
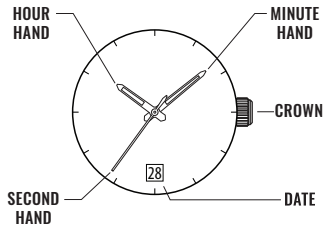
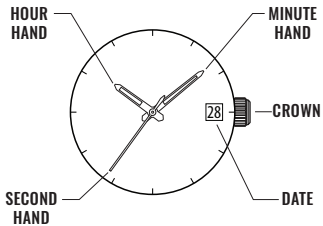
# INSTRUCTION MANUAL



For more details on operating this timepiece please  
refer to the enclosed booklet or visit :

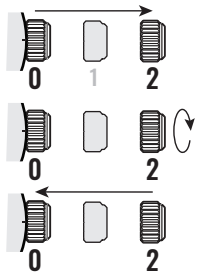
**[mccabewatches.com](http://mccabewatches.com)**

Vol.1.01A EN



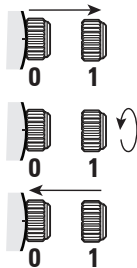
## HOW TO SET THE TIME

1. Pull the crown out to position [2]-(2nd click).
2. Turn the crown clockwise to set the hour, minute hands to the desired time.
3. Push the crown back to position [0].



## HOW TO SET THE DATE

1. Pull the crown out to position [1]-(1st click).
2. Turn the crown anti-clockwise to the desired date.
3. Push the crown back to position [0].



\* Do not set the date between 09:00 P.M. and 01:00 A.M.

## WATER RESISTANCE

The water resistance indicated on your timepiece serves only as a guide. Actual water resistance may vary depending on a number of important factors including temperature, water salinity, and actual use under water.

The water resistance of your timepiece may eventually be compromised over time with general wear and tear and the use of your watch under adverse conditions.

Always remember to employ the screw down crown (if available) to maintain the water resistance of your timepiece. Warranty may be voided if the screw down crown has not been properly employed.

Note that you should **NEVER** wear your watch in a jacuzzi, hot shower or steam room where steam may enter the case despite the watertight seals used to protect your watch.

The steam may cause condensation inside your watch, which may affect and damage the inner workings of your watch – which would also not be covered by the warranty.