

NECK WARMER WITH HOOD

MATERIALS

2 balls LOVE WOOL

{ 2 BALLS = NECK WARMER

{ 3 BALLS = NECK WARMER WITH HOOD

Needles 19 (US) / 15mm

STITCHES USED

Cast on sts

Garner St

Stockinette St

Bind/cast off

GAUGE 10X10CM

8 sts and 14 rows = 4x4" in Garner St

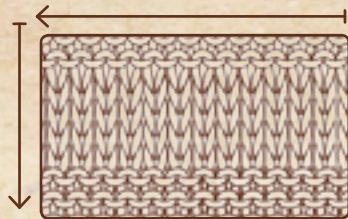


LOVE WOOL

FREE VIDEO & PATTERN

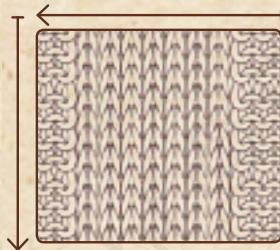


1- NECK WARMER



- ▶ Cast on 50 sts = 24 3/8" (62cm)
- Knit 3 1/2" (9cm) = 12 rows Garner St
- Knit 2 3/2" (7cm) = 6 rows Stockinette St
- Knit 3 1/2" (9cm) = 12 rows Garner St
- Bind/cast off sts


2- HOOD



- ▶ Cast on 35 sts = 17 1/4" (44cm)
- Work the first and last 6 sts in Garner St and work remaining sts in Stockinette St for 13" (33cm)
- Bind/cast off sts

3- SEW PIECES

1 and 2 as indicated by color lines in the schematic



made with 

LOVE WOOL

100% NATURAL

