

WALL

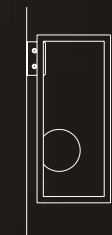
*Applique*

# ABACHINA

design edmondo testaguzza



Struttura - alluminio bianco opaco  
Structure - matt white aluminum  
Diffusore - vetro bianco satinato  
Shade - white frosted glass



**AP291 B1 EXT**  
applique  
wall lamp  
cm 14x16 h. 32  
LED CC 3,2W 410 lm  
3000K  
IP44

Struttura - alluminio nero opaco  
Structure - matt black aluminum  
Diffusore - vetro bianco satinato  
Shade - white frosted glass



**AP291 N1 EXT**  
applique  
wall lamp  
cm 14x16 h. 32  
LED CC 3,2W 410 lm  
3000K  
IP44

Versioni disponibili:  
PIANTANA TERRA / OUTDOOR  
Available versions:  
FLOOR LAMP / OUTDOOR

APPLIQUE | WALL LAMP

# AGUA

design edmondo testaguzza & matteo ugolini



AGUA

design  
matteo ugolini  
edmondo testaguzza

APPLIQUE



Struttura in alluminio nero opaco  
Structure in matt black aluminum  
Diffusore in vetro  
Shade in glass

**AP290 T1 EXT** (trasparente/transparent)  
**AP290 S1 EXT** (acidato/frosted)  
applique  
wall lamp  
cm 13 x 9  
LED CC 350mA,  
3,2W, 410 lm 3000K  
IP44



Versioni disponibili:  
TAVOLO / OUTDOOR

Available versions:  
TABLE LAMP / OUTDOOR

# ALÌ E BABÀ

design matteo ugolini



Struttura e paralume in ceramica naturale predisposta per la tinteggiatura.  
*Structure and shade in white rough ceramic, can be painted or decorated at user discretion.*



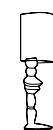
**AP625**  
applique / wall lamp  
cm l. 30,5 h. 60 p. 18,5  
1 x max 52W E27

Struttura in ceramica naturale predisposta per la tinteggiatura e paralume in lino bianco.  
*Structure in white rough ceramic, can be painted or decorated at user discretion and shade in white linen.*



**AP625LS**  
applique / wall lamp  
cm l. 29 h. 60 p. 20  
1 x max 52W E27

Struttura in ceramica bianca lucida e paralume in lino bianco.  
*Structure in glossy white ceramic, and shade in white linen.*



**AP625CBS**  
applique / wall lamp  
cm l. 29 h. 60 p. 20  
1 x max 52W E27

Struttura e paralume in ceramica bianca lucida.  
*Structure and shade in glossy white ceramic.*



**AP625B**  
applique / wall lamp  
cm l. 30,5 h. 60 p. 18,5  
1 x max 52W E27

Versioni disponibili:  
APPLIQUE / SOSPENSIONE / PIANTANA  
TERRA / TAVOLO / OUTDOOR  
Available versions:  
WALL LAMP / PENDANT / FLOOR LAMP /  
TABLE LAMP / OUTDOOR



# ALIBABIG

design matteo ugolini



Struttura in vetroresina.  
Structure in fiberglass.



**H625V-INT**  
piantana / applique  
floor / wall lamp  
cm 73x48 h. 130  
4 x max 23W E27

Versioni disponibili: APPLIQUE / SOSPENSIONE / PIANTANA TERRA / OUTDOOR  
Available versions: WALL LAMP / PENDANT / FLOOR LAMP / OUTDOOR

# AMARCORD

design matteo ugolini



Struttura in cemento bianco  
e diffusore in vetro.  
*Structure in white concrete  
and shade in glass.*




**AP121 1B INT** (trasparente/clear)  
**AP121 BF INT** (fumè/smoked)  
**AP121 BS INT** (trasparente  
satinato/clear frosted)  
applique / wall lamp  
cm 12x13 h. 38  
1 x max 52W E27

Struttura in cemento grigio tortora  
e diffusore in vetro.  
*Structure in dove grey concrete  
and shade in glass.*



**AP121 GT INT** (trasparente/clear)  
**AP121 1G INT** (fumè/smoked)  
**AP121 GS INT** (trasparente  
satinato/clear frosted)  
applique / wall lamp  
cm 12x13 h. 38  
1 x max 52W E27

Versioni disponibili: APPLIQUE / TAVOLO  
*Available versions: WALL LAMP / TABLE LAMP*




# AMSTERDAM

design matteo ugolini

La lampada Amsterdam entra di diritto nel fantastico e luminoso “zoo di Karman”: ispirata a un bulldog di casa nella capitale olandese ma famoso in tutto il mondo...

*The Amsterdam lamp takes its rightful place in the fantastic and bright “Karman zoo”: it’s inspired by a bulldog that has found its home in the Dutch capital city and become famous throughout the world...*



Struttura in ceramica opaca.  
Structure in matt ceramic.



**AP191 BB INT** (grigio/grey)  
**AP191 BA INT** (bianco/white)  
applique / wall lamp  
cm 41 x 25  
3 x max 10W LED E27

# APRILE



APPLIQUE | WALL LAMP

## Aprile

design matteo ugolini

Struttura in ceramica bianca.  
Structure in white ceramic.



**AP132 1B INT**  
applique / wall lamp  
cm 50x18 h 35  
1 x max 52W E27



# BRAILLE

design matteo ugolini



Struttura in vetro bianco satinato.  
Structure in white frosted glass.

**PL144 1B INT**  
applique / wall lamp  
cm Ø25 x h 25  
1 x max 46W, E14

**PL144 2B INT**  
applique / wall lamp  
cm Ø40 x h 38  
1 x max 105W, E27

Versioni disponibili: APPLIQUE / TAVOLO / SOSPENSIONE / PLAFONIERA  
Available versions: WALL LAMP / TABLE LAMP / PENDANT / CEILING LAMP

APPLIQUE | WALL LAMP

# CAPODIMONTE

design matteo ugolini



Struttura in ceramica bianca opaca.  
Structure in matt white ceramic.



**AP129 1B INT**  
applique / wall lamp  
cm h. 26 p. 13 ø 6  
1 x max 35W GU10

Versioni disponibili: APPLIQUE / SOSPENSIONE  
Available versions: WALL LAMP / PENDANT

# CORRADO

design matteo ugolini



Struttura in ceramica.  
Structure in matt ceramic.

bianca / white **AP251 BC INT**  
grigio / grey **AP251 GR INT**  
velluto nero / black velvet **AP251NR INT**  
applique / wall lamp  
cm 40 x 27  
2 x max 46W E14



APPLIQUE | WALL LAMP

# CUBANO

design matteo ugolini

Fortemente ispirato a terre lontane, ai viaggi che ognuno di noi intraprende e a tutto ciò che ci lasciano dentro. Con il suo enorme e caratteristico becco, Cubano rispecchia alla perfezione la filosofia Karman. Stupire, emozionare e non lasciare indifferenti.

*Strongly inspired by distant lands, voyages, by what they leave inside us. With its enormous and characteristic beak, Cubano perfectly respects the Karman philosophy. Amaze, touch and never go unnoticed.*



Struttura in ceramica bianca opaca.  
Structure in matt white ceramic.



**AP142 1B INT**  
applique / wall lamp  
cm b.47 x p.20 x h.45  
1 x max 52W, E27



APPLIQUE | WALL LAMP



# DÉJÀ-VU

design matteo ugolini



Struttura in ceramica bianca, paralume in lino bianco.  
Structure in white ceramic, shade in white linen.



**AP627-45B** (lucido/glossy)  
**AP117 3B INT** (opaco/matt)  
applique braccio piccolo / wall lamp  
cm 45x18 h. 32  
1 x 52W E27

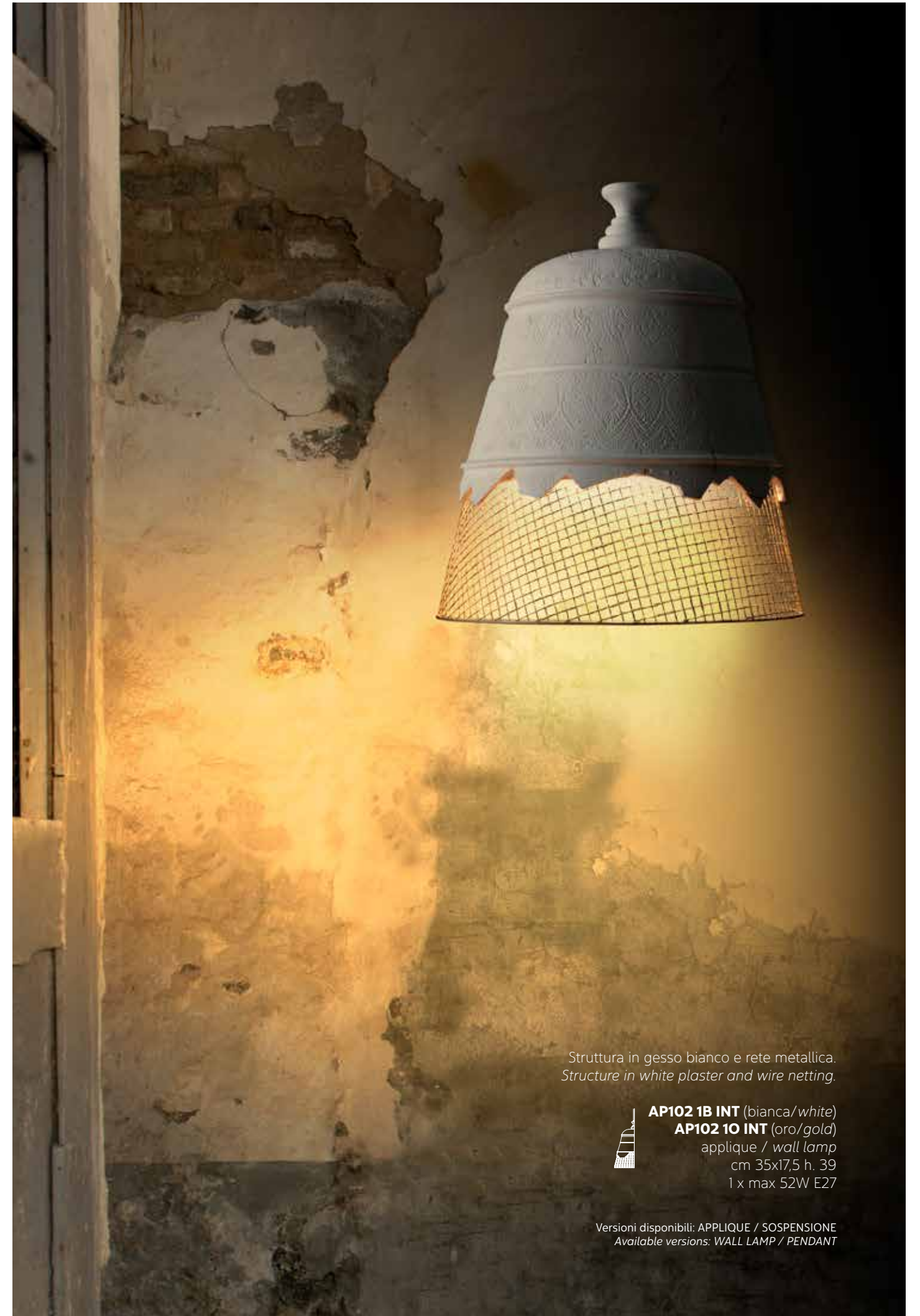


**AP627-60B** (lucido/glossy)  
**AP117 4B INT** (opaco/matt)  
applique braccio grande / wall lamp  
cm 60x25 h. 45  
1 x 52W E27


Versioni disponibili: APPLIQUE / SOSPENSIONE  
Available versions: WALL LAMP / PENDANT

# DOMENICA

design debonademeo




Struttura in gesso bianco e rete metallica.  
Structure in white plaster and wire netting.

 **AP102 1B INT** (bianca/white)  
**AP102 1O INT** (oro/gold)  
applique / wall lamp  
cm 35x17,5 h. 39  
1 x max 52W E27


Versioni disponibili: APPLIQUE / SOSPENSIONE  
Available versions: WALL LAMP / PENDANT


# EDEN COLLECTION

design matteo ugolini



Struttura in metallo con diffusore in lycra bianco.  
Metal structure with shade in white synthetic fiber (lycra).

 **AP103 3B INT "EVA"**  
applique / plafoniera  
wall lamp / ceiling lamp  
cm h 46,5 b 30 p 16  
1 x max 46W E27

 **AP103 2B INT "ADAMO"**  
applique / plafoniera  
wall lamp / ceiling lamp  
cm h 72 b 38 p 19  
2 x max 46W E27

 **AP103 1B INT "EDEN"**  
applique / plafoniera  
wall lamp / ceiling lamp  
cm h 115 b 82 p 23  
3 x max 46W E27

Versioni disponibili: APPLIQUE / PLAFONIERA  
Available versions: WALL LAMP / CEILING LAMP

# MARNÌN

design matteo ugolini



Struttura in ceramica bianca opaca.  
Structure in matt white ceramic.



**AP645M**  
applique / wall lamp  
cm 36x43 p 37  
1 x max 70W E27






# MOVIDA

design matteo ugolini &  
edmondo testaguzza



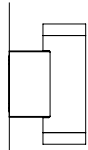
Lentamente si spegne il giorno.  
Si accende la notte.  
Luci e ombre in un gioco di rimandi inattesi.  
È Movida.

*The day slowly fades.  
The night takes hold.  
Light and shadow in a game of unexpected reflections.  
It's Movida.*

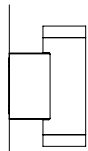





Struttura in alluminio bianco opaco.  
Structure in matt white aluminum.

 **AP262 BC EXT** (3000K)  
**AP262 BE EXT** (2700K)  
applique / wall lamp  
cm Ø5,5 x 9,8 x h 14,5  
led 2 x 3.2W 410 lumen  
CRI≥90  
IP55

Struttura in alluminio nero opaco.  
Structure in matt black aluminum.

 **AP262 NR EXT** (3000K)  
**AP262 NP EXT** (2700K)  
applique / wall lamp  
cm Ø5,5 x 9,8 x h 14,5  
led 2 x 3.2W 410 lumen  
CRI≥90  
IP55

Accessorio disco deflettore.  
Deflector plate optional.

 **AC262 BN EXT**  
(alluminio bianco /  
white aluminum)



# NANDO

design **debonademeo**



Struttura in metallo.  
*Structure in metal.*



**AP109 2B INT** (bianco/white)  
**AP109 2G INT** (antracite/  
charcoal-grey)  
**AP109 2O INT** (oro/gold)  
applique / wall lamp  
cm 9x1,5 h 15  
1 x max 52W E27

Versioni disponibili: APPLIQUE / SOSPENSIONE  
*Available versions: WALL LAMP / PENDANT*



APPLIQUE | WALL LAMP

# NOTREDAME

design **debonademeo**

Evocare il fascino della luce naturale che si irradia attraverso i rosoni delle cattedrali gotiche... In Notredame convivono presente e futuro, forma e luce: la veste poetica nasconde un'anima tecnologica risvegliando emozioni antichissime.

*Recall the main appeal of natural light spreading out through rose windows of Gothic cathedrals... In Notredame present and future coexist, as well as form and lighting: its poetical appearance hides a technological soul stirs very old emotions.*




APPLIQUE | WALL LAMP




## NOTREDAME

design  
luca de bona  
dario de meo

Struttura in tecnopolimero oro.  
*Structure in gold techno-polymer.*




**PL130 40 INT** (3000K)  
**PL130 60 INT** (2700K)  
plafoniera/applique  
ceiling/wall lamp  
cm h. 63 b. 56 p. 11




**PL130 30 INT** (3000K)  
**PL130 50 INT** (2700K)  
plafoniera/applique  
ceiling/wall lamp  
cm h. 98 b. 83 p. 11

Struttura in tecnopolimero bianco.  
*Structure in white techno-polymer.*




**PL130 4B INT** (3000K)  
**PL130 6B INT** (2700K)  
plafoniera/applique  
ceiling/wall lamp  
cm h. 63 b. 56 p. 11



**PL130 3B INT** (3000K)  
**PL130 5B INT** (2700K)  
plafoniera/applique  
ceiling/wall lamp  
cm h. 98 b. 83 p. 11

LED frontale / *Front LED*  
13W, 1520 lumen, CRI > 80  
Dimmerabile / *Dimmable*  
Strip LED retroilluminazione  
*backlight*  
3W, 280 lumen, CRI > 80  
Dimmerabile / *Dimmable*

Versioni disponibili: APPLIQUE / SOSPENSIONE / PLAFONIERA  
*Available versions: WALL LAMP / PENDANT / CEILING LAMP*



# TI VEDO

design matteo ugolini



Struttura in ceramica bianca opaca.  
Structure in matt white ceramic.

**AP105 1B INT**  
applique / wall lamp  
cm p.20 b.36 h.40  
2 x max 53W E27

Versioni disponibili: APPLIQUE / TAVOLO  
Available versions: WALL LAMP / TABLE LAMP

# UGO

# RILLA



## Ugo Rilla

design matteo ugolini

Ugo Rilla non nasce per emozionare, con l'espressione e la rabbia con cui strappa una delle più grandi invenzioni dell'uomo, urla in segno di protesta facendo riflettere su cosa sia in grado di fare verso la natura e i suoi simili.

*Ugo Rilla is not created to excite, with the expression and the rage with which it rips up one of man's greatest inventions, it screams as a mark of protest making us wonder what it is capable to doing to nature and its peers.*



**UGO RILLA**  
design matteo ugolini

Struttura in ceramica grigia opaca.  
*Structure in matt grey ceramic.*



**AP152 GR INT**  
applique / wall lamp  
cm Ø41,5 x p 24  
3 x max 10W LED E27\*

\*sono consigliate lampadine in plastica  
*\*we recommend to use plastic light bulbs*

Struttura in ceramica bianca opaca.  
*Structure in matt white ceramic.*



**AP152 BB INT**  
applique / wall lamp  
cm Ø41,5 x p 24  
3 x max 10W LED E27\*

\*sono consigliate lampadine in plastica  
*\*we recommend to use plastic light bulbs*





# UMARELL

design giorgio biscaro



Struttura in ceramica bianca opaca e vetro satinato.  
*Structure in matt white ceramic and frosted glass.*



**AP199 HD INT (2700K)**  
**AP199 HT INT (3000K)**  
applique / wall lamp  
cm l. 18 p. 10 h. 13  
LED sopra/up  
7,35W 958 lumen  
LED sotto/down  
2,4W 324 lumen  
CRI ≥ 80

Accessorio in ceramica bianca opaca.  
*Optional in matt white ceramic.*



**AC199 AC INT**  
cm h. 13  
**AC199 BC INT**  
cm h. 16  
**AC199 CC INT**  
cm h. 15

APPLIQUE | WALL LAMP

# VA-LENTINA

design matteo ugolini



Struttura in alluminio laccato bianco e lumaca in ceramica bianca opaca.  
Structure in white lacquered aluminium and snail in matt white ceramic.



#### AP115 OB INT

applique / wall lamp  
cm 30x17 h. 20  
2x8,4W LED, 960 lumen, 3000k



#### AC115 OB INT

accessorio / optional  
cm b.10 p.5 h.6

# WORK IN PROGRESS

design matteo ugolini

La famiglia da cui proviene illumina i cantieri più estremi, lei al contrario invasa da un candido bianco e da romantici decori floreali entra in punta di piedi e con delicatezza negli ambienti più intimi e raffinati.

*The family it derives from lights up construction sites whereas Work In Progress is overwhelmed of a pure white and romantic floral decorations and it enters on tiptoe in the most refined and intimate spaces.*



Struttura in ceramica bianca opaca.  
Structure in matt white ceramic.

**AP125 1B INT**  
applique / wall lamp  
cm 12x14 h 39  
1 x max 35W GU10

Versioni disponibili: APPLIQUE / SOSPENSIONE  
Available versions: WALL LAMP / PENDANT

T  
A

B  
L  
E

*Tavolo*

# AGUA

design edmondo testaguzza & matteo ugolini



Struttura in alluminio nero opaco  
*Structure in matt black aluminum*  
Diffusore in vetro acidato  
*Shade in frosted glass*

**CT290 S1 INT**  
lampada da tavolo  
*table lamp*  
cm 13 x 9  
LED CC 350mA, 3,2W,  
410 lm, 3000K



Versioni disponibili: APPLIQUE / TAVOLO  
Available versions: WALL LAMP / TABLE LAMP



Struttura in alluminio nero opaco  
*Structure in matt black aluminum*  
Diffusore in vetro trasparente  
*Shade in transparent glass*

**CT290 T1 INT**  
lampada da tavolo  
*table lamp*  
cm 13 x 9  
LED CC 350mA, 3,2W,  
410 lm, 3000K



# ALÌ E BABÀ

design matteo ugolini



## ALÌ E BABÀ

design matteo ugolini

Struttura in ceramica bianca lucida e paralume in lino bianco.  
*Structure in glossy white ceramic and shade in white linen.*



**C1016BS**  
lampada da tavolo  
*table lamp*  
Ø 35 h 68 cm  
1 x max 70W E27

## ALIBABABY

design matteo ugolini

Struttura in ceramica bianca lucida e paralume in lino bianco.  
*Structure in glossy white ceramic and shade in white linen.*



**C1017BS**  
lampada da tavolo  
*table lamp*  
Ø 20 h 40 cm  
1 x max 42W E14

Versioni disponibili:  
APPLIQUE / SOSPENSIONE / PIANTANA  
TERRA / TAVOLO / OUTDOOR  
Available versions:  
WALL LAMP / PENDANT / FLOOR LAMP /  
TABLE LAMP / OUTDOOR

# AMARCORD

design matteo ugolini



Struttura in cemento grigio e diffusore in vetro.  
Structure in grey concrete and shade in glass.

**CT121 GT INT** (trasparente/clear)  
**CT121 1G INT** (fumè/smoked)  
**CT121 GS INT** (trasparente satinato/  
clear frosted)




lampada da tavolo / table lamp  
cm Ø12 x h. 38  
1 x max 52W E27

Versioni disponibili: APPLIQUE / TAVOLO  
Available versions: WALL LAMP / TABLE LAMP

# BACCO

design matteo ugolini



Struttura in vetro bianco satinato.  
Structure in white frosted glass.



**CT143 1B INT (3000K)**  
**CT143 2B INT (2700K)**  
lampada da tavolo / table lamp  
cm Ø9 x h.34  
LED 3,3 W 250 lumen  
alimentata a batterie ricaricabili  
autonomia batterie 6 ore  
rechargeable batteries with  
6 hours autonomy

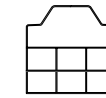
Versioni disponibili: TAVOLO  
Available versions: TABLE LAMP





**PERBACCO**  
design matteo ugolini

Struttura in tondino metallico  
laccato in polietilene grigio chiaro.  
*Structure in metal rebar  
light grey polyethylene lacquered.*



**AC143 2G INT**  
accessorio cestino / *basket optional*  
cm b.32 x p.22 x h.32

# BAG

design baldessari e baldessari



Struttura in ceramica lucida con texture  
e manico in metallo verniciato grigio  
*Structure in glossy ceramic with texture  
and handle in grey metal.*



**CT154 DB INT** (bianca/white)  
**CT154 DR INT** (bronzo/bronze)  
lampada da tavolo / *table lamp*  
cm 21 x 22 x h 21,5  
1 x max 5W LED E27\*

*\*si consiglia l'utilizzo di lampadina bianco latte  
\*white milk bulb is recommended*

Struttura in ceramica liscia lucida  
e manico in metallo verniciato grigio.  
*Structure in smooth glossy ceramic  
and handle in grey metal.*



**CT154 CB INT** (bianca/white)  
**CT154 CR INT** (bronzo/bronze)  
lampada da tavolo / *table lamp*  
cm 21 x 22 x h 21,5  
1 x max 5W LED E27\*

*\*si consiglia l'utilizzo di lampadina bianco latte  
\*white milk bulb is recommended*

Versioni disponibili: TAVOLO / SOSPENSIONE / PIANTANA TERRA  
*Available versions: TABLE LAMP / PENDANT / FLOOR LAMP*

# BRAILLE

design matteo ugolini



Diffusore in vetro bianco satinato.  
*Shade in white frosted glass.*



**CT144 1B INT**  
lampada da tavolo  
*table lamp*  
cm Ø25 x h.25  
1 x max 46W, E14




**CT144 2B INT**  
lampada da tavolo  
*table lamp*  
cm Ø40 x h.38  
1 x max 105W, E27

Versioni disponibili: APPLIQUE / TAVOLO /  
SOSPENSIONE / PLAFONIERA  
*Available versions: WALL LAMP / TABLE LAMP /  
PENDANT / CEILING LAMP*

# TI VEDO

design matteo ugolini



TAVOLO | TABLE LAMP

ATTENZIONE! Apparecchio artistico, tenere lontano dalla portata dei bambini.  
*ATTENTION! Decorative lamp, keep out of reach of children.*

Struttura in ceramica bianca opaca.  
*Structure in matt white ceramic.*



**CT105 1B INT**  
lampada da tavolo  
table lamp  
cm ø 24 h. 41  
2 x max 53W E27

Versioni disponibili: APPLIQUE / TAVOLO  
*Available versions: WALL LAMP/ TABLE LAMP*

FLOOR

*Piantane  
Terra*

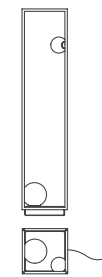
# ABACHINA

design edmondo testaguzza

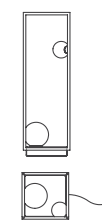


Struttura - alluminio opaco  
Structure - matt aluminum  
Diffusore - vetro bianco satinato  
Shade - white frosted glass


**HP 291 B1 INT** (bianco/white)  
**HP 291 N1 INT** (nero/black)  
*piantata*  
*floor lamp*  
cm 22,5x22,5 h. 103  
LED CC 3,2W 410 lm  
+ 7,4W 958 lm  
3000K



**HP 291 B2 INT** (bianco/white)  
**HP 291 N2 INT** (nero/black)  
*piantata*  
*floor lamp*  
cm 22,5x22,5 h. 70  
LED CC 3,2W 410 lm  
+ 7,4W 958 lm  
3000K



Versioni disponibili:  
APPLIQUE / PIANTANA TERRA / RICARICABILE / OUTDOOR  
Available versions:  
WALL LAMP / FLOOR LAMP / RECHARGEABLE / OUTDOOR



PIANTANE-TERRA | FLOOR LAMP

# ACCIP

# CCCHIO



## Accipicchio

design matteo ugolini

La vita non è un gioco. Ma con la luce potrebbe... anzi, può diventarlo. Nasce da qui l'idea di rendere un oggetto luminoso, così minimale, dinamico e divertente.

*Life is no game. But with light, it could... it can be. Hence the idea of making a light fixture so minimal, dynamic and fun.*



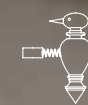
## ACCIPICCHIO

design  
matteo ugolini

Struttura in vetro pirex bianco satinato e alluminio nero opaco.  
*Structure in frosted white glass and matt black aluminium.*

**HP213N2 INT (2700K)**  
**HP213N1 INT (3000K)**  
piantana / floor lamp  
cm 185 x 26  
60W, strip led 24V  
8000 lumen  
IP20

**AC213N3 INT**  
accessorio picchio  
woodpecker optional



**AC213N4 INT**  
accessorio rete tubolare  
tubular netting optional





# ALIBABIG



## Alibabig

design matteo ugolini

Struttura in vetroresina.  
*Structure in fiberglass.*



**H625V-INT**  
piantana/applique  
*floor/wall lamp*  
cm l. 73 p. 48 h. 130  
4 x max 23W E27

Versioni disponibili:  
APPLIQUE / SOSPENSIONE / PIANTANA TERRA / OUTDOOR  
Available versions:  
WALL LAMP / PENDANT / FLOOR LAMP / OUTDOOR

# ALÌ E BABÀ

design matteo ugolini



Struttura in ceramica bianca lucida e paralume in lino bianco.  
*Structure in glossy white ceramic and shade in white linen.*



## H6025CBS

piantana con fissaggio a parete  
*wall fixed floor lamp*  
cm l. 39 p. 23 h. 150  
1 x max 70W E27


Versioni disponibili:  
APPLIQUE / SOSPENSIONE / PIANTANA TERRA / TAVOLO  
*Available versions:*  
WALL LAMP / PENDANT / FLOOR LAMP / TABLE LAMP

# BAG


design baldessari e baldessari



Struttura in ceramica lucida con texture e manico in metallo verniciato grigio.  
*Structure in glossy ceramic with texture and handle in grey metal.*

 **HP154 BB INT** (bianca/white)  
**HP154 BR INT** (bronzo/bronze)  
lampada da terra / floor lamp  
cm 32 x 35 h. 31  
1 x max 15W LED E27\*

Struttura in ceramica liscia lucida e manico in metallo verniciato grigio.  
*Structure in smooth glossy ceramic and handle in grey metal.*

 **HP154 AB INT** (bianca/white)  
**HP154 AR INT** (bronzo/bronze)  
lampada da terra / floor lamp  
cm 32 x 35 h. 31  
1 x max 15W LED E27\*

\*si consiglia l'utilizzo di lampadina bianco latte  
*\*white milk bulb is recommended*

Versioni disponibili: TAVOLO / SOSPENSIONE / PIANTANA TERRA  
*Available versions: TABLE LAMP / PENDANT / FLOOR LAMP*

# BLACK OUT

design matteo ugolini

Struttura in metallo verniciato bianco e paralume in filamento di vetroresina.  
*Structure in white painted metal and shade in fiberglass.*

**HP101 2B INT** (bianco/white)  
**HP101 2N INT** (nera opaca/matt black)  
piantana / floor lamp  
cm b. 60 h. 180  
3 x max 52W E27

portacandele in ceramica  
*ceramic candle-holder*

**AC101 1B INT** (bianco/white)  
**AC101 1N INT** (nero/black)

Versioni disponibili: SOSPENSIONE / PIANTANA  
*Available versions: PENDANT / FLOOR LAMP*



# C E



# L L

## Cell

design matteo ugolini

Oltre duemila anni fa in Cina prendevano il volo le prime lanterne nel cielo. Cell ne ricalca la struttura e lo spirito, serrando l'aria con un sottile filo metallico.

*Over two thousand years ago in China, the very first lanterns took to the sky. Cell emulates their structure and their spirit, tying the air tight with a thin metal wire.*



**CELL**  
design  
matteo ugolini

Struttura in filo metallico, paralume in lino bianco.  
Structure in metallic thread, shade in white linen.



**M614B** (bianco/white)  
**CT614 CM INT** (bronzo/bronze)  
lampada da terra / floor lamp  
cm ø 36 h. 58  
1 x max 52W E27



**M615B** (bianco/white)  
**HP615 DM INT** (bronzo/bronze)  
lampada da terra / floor lamp  
cm ø 55 h. 88  
1 x max 52W E27



**M612B** (bianco/white)  
**CT612 AM INT** (bronzo/bronze)  
lampada da terra / floor lamp  
cm ø 57 h. 62  
1 x max 52W E27



**M613B** (bianco/white)  
**HP613 BM INT** (bronzo/bronze)  
lampada da terra / floor lamp  
cm ø 84 h. 89  
1 x max 70W E27

Versioni disponibili: SOSPENSIONE / PIANTANA TERRA / OUTDOOR  
Available versions: PENDANT / FLOOR LAMP / OUTDOOR



PIANTANE-TERRA | FLOOR LAMP

# CUPIDO

design matteo ugolini



Struttura in alluminio nero opaco.  
Structure in matt black aluminium.

**HP194 B3 INT**  
lampada cielo terra  
hanging-floor lamp  
cm Ø8  
strip LED 28W  
3100 lumen  
bianco dinamico con app  
tunable white by app  
2700-5000K CRI ≥ 90



Accessorio per piantana in  
cotone antracite.  
Optional for floor lamp in  
charcoal cotton.

**AC184 BB INT**  
(stampato / printed)  
cm Ø23 h. 24



**AC184 BC INT**  
(non stampato / not printed)  
cm Ø23 h. 24



Versioni disponibili:  
SOSPENSIONE / CIELO-TERRA  
Available versions:  
PENDANT / CEILING FLOOR LAMP



PIANTANE-TERRA | FLOOR LAMP

# DON'T TOUCH

design matteo ugolini

Dare all'oggetto non solo la funzione di illuminare,  
ma anche il potere di trasmettere a chi lo guarda una voglia  
irresistibile di sfiorarlo.

*Not only give the object the function of illuminating,  
but also the power to transmit to those who look at it  
an irresistible desire to touch it.*



Struttura in tecnopolimero grigio opaco,  
bacchette in PVC bianco opaco.  
*Structure in matt grey techno-polymer,  
sticks in matt white PVC.*



**HP153 AB INT (3000K)**  
**HP153 BB INT (2700K)**  
lampada da terra / floor lamp  
cm Ø42 x h 108  
LED module 1x29W, 2600 lm  
CRI ≥ 80

Versioni disponibili: PIANTANA TERRA / OUTDOOR  
Available versions: FLOOR LAMP / OUTDOOR





# FIREMAN

design design marc sadler

## FIREMAN

design  
marc sadler

Struttura in alluminio nero opaco.  
*Structure in matt black aluminum.*



**HP268 1N INT (3000K)**  
**HP268 2N INT (2700K)**  
piantana / floor lamp  
cm 34 x 35 x h 215 (max h 325)

led Ø 8 16.8W 1980 lumen  
led Ø 5 8.4W 900 lumen

dimmerabile tramite app  
*dimnable by app*



# TOBIA

design matteo ugolini



Struttura in tecnopolimero bianco.  
Structure in white techno-polymer.



**HP145 1F INT**  
piantana  
floor lamp  
cm b.31 p.8 h.165  
13W LED, 1430 lumen  
3000K



**HP145 2P INT**  
piantana  
floor lamp  
cm b.31 p.8 h.165  
13W LED, 1430 lumen  
3000K



**HP145 3R INT**  
piantana  
floor lamp  
cm b.46 p.12 h.165  
13W LED, 1430 lumen  
3000K

Versioni disponibili: PIANTANA TERRA / OUTDOOR  
Available versions: FLOOR LAMP / OUTDOOR

# ULULÌ E ULULÀ

design matteo ugolini

Struttura in vetroresina con inserti in pizzo.  
Structure in fiberglass with lace inserts.



**M648PB (ULULÌ)**  
lampada da terra  
floor lamp  
cm ø 45  
1 x max 70W E27



**M649GB (ULULÀ)**  
lampada da terra  
floor lamp  
cm ø 75  
1 x max 105W E27

Versioni disponibili: SOSPENSIONE / PIANTANA TERRA / OUTDOOR  
Available versions: PENDANT / FLOOR LAMP / OUTDOOR

PIANTANE-TERRA | FLOOR LAMP

# XANA

design edmondo testaguzza

Struttura in alluminio bianco opaco.  
Structure in matt white aluminum.

**HP260 7B EXT** (73 cm)  
**HP260 8B EXT** (96 cm)  
**HP260 9B EXT** (130 cm)  
piantana / floor lamp

picchetto / stake included / h18  
led 7.4W 958 lumen 3000K  
IP65



Versioni disponibili: OUTDOOR  
Available versions: OUTDOOR



SYYS

TEEMS

*Sistemi*

# LEDA

design debonademeo





**LEDA**  
design  
debonademeo

Struttura - alluminio opaco  
Structure - matt aluminum  
Diffusore - silicone bianco opaco  
Shade - matt white silicone

**SE 293ENINT** (nero/black)  
**SE 293EOINT** (bronzo/bronze)  
sospensione  
pendant  
3000K



**LEDA**  
design  
debonademeo



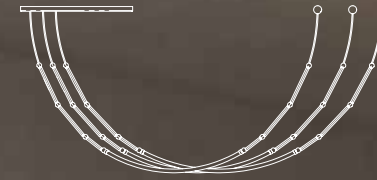


## LEDA

design  
debonademeo

Struttura - alluminio opaco  
Structure - *matt aluminum*  
Diffusore - silicone bianco opaco  
Shade - *matt white silicone*

**SE293CNINT** (nero/black)  
**SE293COINT** (bronzo/bronze)  
sospensione  
pendant  
3000K





**LEDA**  
design  
debonademeo

Struttura - alluminio opaco  
Structure - matt aluminum  
Diffusore - silicone bianco opaco  
Shade - matt white silicone

**SE293DNINT** (nero/black)  
**SE293DOINT** (bronzo/bronze)  
sospensione  
pendant  
3000K



**LEDA**  
design  
debonademeo

Struttura - alluminio opaco  
Structure - matt aluminum  
Diffusore - silicone bianco opaco  
Shade - matt white silicone

**SE293 AN INT** (nero/black)  
**SE293 AO INT** (bronzo/bronze)  
sospensione  
pendant  
cm 100 x 300 (max) Ø 2,3  
LED 24V, 14,4W, 922 lm,  
3000K



## LEDA

design  
debonademeo

Struttura - alluminio opaco  
Structure - matt aluminum  
Diffusore - silicone bianco opaco  
Shade - matt white silicone

**HP293AN INT** (nero/black)  
**HP293AO INT** (bronzo/bronze)  
cielo-terra  
hanging floor lamp  
cm 100 x 300 (max) Ø 2,3  
LED 24V, 14,4W, 922 lm,  
3000K



# STANT



## Stant

design edmondo testaguzza

Barre portanti richiamano strutture ingegneristiche del passato. Strutture modulari elettrificate permettono l'inserimento di corpi illuminanti in quantità e disposizione libera, senza l'utilizzo di cavi elettrici di alimentazione. Massima libertà espressiva.

*Support beams mimics industrial structures of the past. Modular electronic constructions make way for illuminated components, which can be freely installed and arranged, Allowing for maximum freedom of expression.*

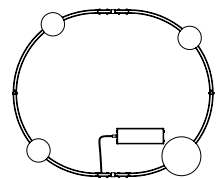
**STANT**  
design  
edmondo testaguzza





Struttura in alluminio opaco e sfere in vetro satinato bianco.  
 Structure in matt aluminum and spheres in white frosted glass.

**SE264BBINT** (nero/black)  
**SE264EEINT** (bianco/white)  
 sospensione / pendant  
 cm Ø103 x 86 x h 200  
 led 3 x 2.4W 304 lumen  
 led 1 x 8.4W 907 lumen  
 3000K



**STANT**  
 design  
 edmondo testaguzza



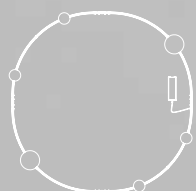
## STANT

design  
edmondo testaguzza



Struttura in alluminio opaco e sfere in vetro satinato bianco.  
*Structure in matt aluminum and spheres in white frosted glass.*

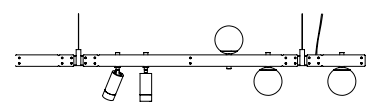
**SE264CCINT** (nero/black)  
**SE264FFINT** (bianco/white)  
sospensione / pendant  
cm Ø189 x h 200 cm  
led 4 x 2.4W 304 lumen  
led 2 x 8.4W 907 lumen  
3000K





Struttura e faretto in alluminio opaco e sfere in vetro satinato bianco.  
 Structure and spotlight in matt aluminum and spheres in white frosted glass.

**SE264DDINT** (bianco/white)  
**SE264AAINT** (nero/black)  
 sospensione / pendant  
 cm 149 x h max 200  
 led 3 x 2.4W 304 lumen  
 led 2 x 8.4W 907 lumen  
 3000K



**STANT**  
 design  
 edmondo testaguzza




**STANT**  
design  
edmondo testaguzza




Possibilità di realizzare composizioni custom, a sospensione o plafoniera.  
*Available as pendant or ceiling lamp.*





**STANT**  
design  
edmondo testaguzza





**STANT**  
design  
edmondo testaguzza



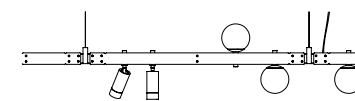


**STANT**  
 design  
 edmondo testaguzza



Struttura e faretto in alluminio opaco e sfere in vetro satinato bianco.  
 Structure and spotlights in matt aluminum and spheres in white frosted glass.

**SE264DDINT** (bianco/white)  
**SE264AAINT** (nero/black)  
 sospensione / pendant  
 cm 149 x h 200  
 led 3 x 2.4W 304 lumen  
 led 2 x 8.4W 907 lumen  
 3000K



**STANT**  
design  
edmondo testaguzza



Struttura e faretto in alluminio opaco e sfere in vetro satinato bianco.  
Structure and spotlights in matt aluminum and spheres in white frosted glass.

**SE264 DD INT** (bianco/white)

**SE264 AA INT** (nero/black)

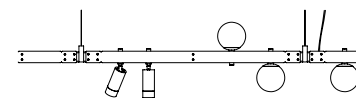
sospensione / pendant

cm 149 x h max 200

led 3 x 2.4W 304 lumen

led 2 x 8.4W 907 lumen

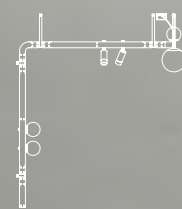
3000K



**STANT**  
design  
edmondo testaguzza



Struttura e faretto in alluminio opaco e sfere  
in vetro satinato bianco.  
*Structure and spotlights in matt aluminum  
and spheres in white frosted glass.*



**AP264GGINT** (nero/black)  
**AP264HHINT** (bianco/white)  
applique / wall lamp  
cm 135 x h 165  
led 3 x 2,4W 304 lumen  
led 3 x 8,4W 907 lumen



# FILOMENA

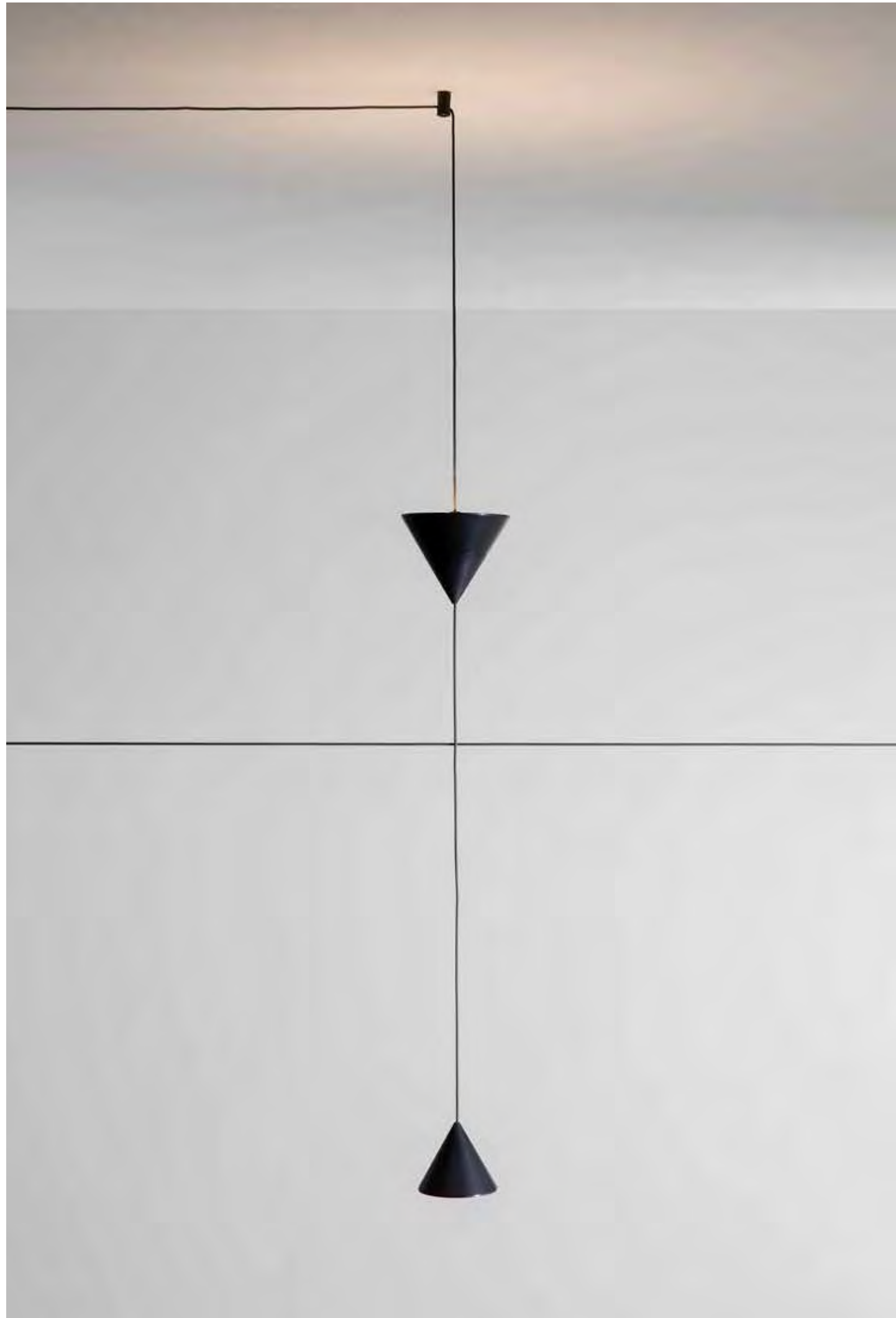
design matteo ugolini

La stanza come un foglio bianco, i cavi come i segni di una matita e i coni come un evidenziatore di tutti i colori e gli oggetti che ci circondano.

*Rooms are blank slates, cables are pencil marks, and cones highlight the colours and objects that surround us.*







**FILOMENA**  
design  
matteo ugolini



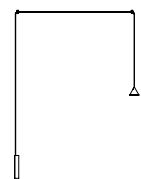


## FILOMENA

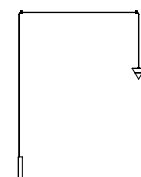
design  
matteo ugolini

Struttura in alluminio nero opaco.  
*Structure in matt black aluminum.*

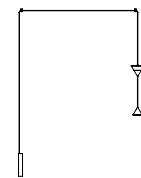
**AP2702NINT** (3000K)  
**AP2701NINT** (2700K)  
applique  
wall lamp  
cono / cone cm Ø8  
led 8.4W 907 lumen  
CRI≥90



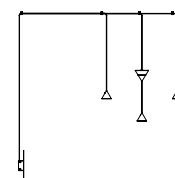
**AP2704NINT** (3000K)  
**AP2703NINT** (2700K)  
applique  
wall lamp  
cono / cone cm Ø11  
led 16.8W 1821 lumen  
CRI≥90



**AP2706NINT** (3000K)  
**AP2705NINT** (2700K)  
applique  
wall lamp  
cono / cone cm Ø8 + Ø11  
led 16.8W 1821 lumen  
led 8.4W 907 lumen  
CRI≥90



**AP270BNINT** (3000K)  
**AP270ANINT** (2700K)  
cluster applique  
cluster wall lamp







## FILOMENA

design  
matteo ugolini

Struttura in alluminio nero opaco.  
Structure in matt black aluminum.

**SE2702NINT** (3000K)  
**SE2701NINT** (2700K)  
sospensione / pendant  
cono / cone cm Ø8 x h 200  
led 8.4W 907 lumen  
CRI≥90

**SE2704NINT** (3000K)  
**SE2703NINT** (2700K)  
sospensione / pendant  
cono / cone cm Ø11 x h 200  
led 16.8W 1821 lumen  
CRI≥90


**SE2706NINT** (3000K)  
**SE2705NINT** (2700K)  
sospensione / pendant  
cono / cone  
cm Ø8 + Ø11 x h 200  
led 16.8W 1821 lumen  
led 8.4W 907 lumen  
CRI≥90

**SE270BNINT** (3000K)  
**SE270ANINT** (2700K)  
sospensione  
pendant  
cm Ø40

**SE270DNINT** (3000K)  
**SE270CNINT** (2700K)  
sospensione  
pendant  
cm Ø70



**FILOMENA**  
design  
matteo ugolini



## FILOMENA

design  
matteo ugolini

Struttura in alluminio nero opaco.  
Structure in matt black aluminum.



**HP2702NINT** (3000K)  
**HP2701NINT** (2700K)  
lampada cielo-terra  
hanging-floor lamp  
cono / cone cm Ø8  
led 8.4W 907 lumen  
CRI≥90



**HP2704NINT** (3000K)  
**HP2703NINT** (2700K)  
lampada cielo-terra  
hanging-floor lamp  
cono / cone cm Ø11  
led 16.8W 1821 lumen  
CRI≥90



**HP2706NINT** (3000K)  
**HP2705NINT** (2700K)  
lampada cielo-terra  
hanging-floor lamp  
cono / cone cm Ø8 + Ø11  
led 16.8W 1821 lumen  
led 8.4W 907 lumen  
CRI≥90



**FILOMENA**  
design  
matteo ugolini



OUTDOOR

TDOOROU

OUTDOOR

TDOOROU

# ABACHINA

design edmondo testaguzza

Piccole sfere di vetro soffiato, ancorate alla struttura metallica a parallelepipedo, rimandano ad un'attività ludica e allo scorrere delle palline sul pallottoliere.

*Little spheres of blown glass, secured to a rectangular metal frame, a reference to games, reminiscent of beads sliding along an abacus.*





## ABACHINA

design  
edmondo testaguzza

Struttura - alluminio opaco  
*Structure- matt aluminum*  
Diffusore - vetro bianco satinato  
*Shade - white frosted glass*

**HP291 N1 EXT** (nero /black)

**HP291 B1 EXT** (bianco /white)

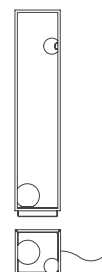
*piantana/floor lamp*

cm 22,5x22,5 h. 103

LED CC 3,2W 410 lm

+ 7,4W 958 lm, 3000K

IP65



**HP291 N2 EXT** (nero /black)

**HP 291 B2 EXT** (bianco /white)

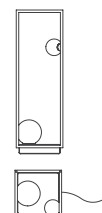
*piantana/floor lamp*

cm 22,5x22,5 h. 70

LED CC 3,2W 410 lm

+ 7,4W 958 lm, 3000K

IP65



**HP291 N3 INT** (nero/black)

**HP291 B3 INT** (bianco/white)

*piantana / floor lamp*

cm 22,5x22,5 h. 103

LED CC 2,6W 360 lm,

**rechargeable batteries 5V**

3000K



**HP 291 N4 INT** (nero/black)

**HP 291 B4 INT** (bianco/white)

*piantana / floor lamp*

cm 22,5x22,5 h. 70

LED CC 2,6W 360 lm,

**rechargeable batteries 5V**

3000K



Accessorio - vassoio  
*Optional - tray*

**AC 291 N1 EXT** (nero/black)

**AC 291 B1 EXT** (bianco/white)

Versioni disponibili:  
APPLIQUE / PIANTANA TERRA / INDOOR  
Available versions:  
WALL LAMP / FLOOR LAMP / INDOOR

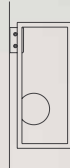


## ABACHINA

design  
edmondo testaguzza

Struttura - alluminio opaco  
*Structure - matt aluminum*  
Diffusore - vetro bianco satinato  
*Shade - white frosted glass*

**AP291 N1 EXT** (nero/black)  
**AP291 B1 EXT** (bianco/white)  
*applique*  
*wall lamp*  
cm 14x16 h. 32  
LED CC 3,2W 410 lm  
3000K  
IP44





# AGUA

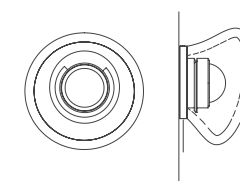
design matteo ugolini - edmondo testaguzza



Struttura in alluminio nero opaco  
*Structure in matt black aluminum*  
Diffusore in vetro  
*Shade in glass*

**AP290 T1 EXT** (trasparente/transparent)  
**AP290 S1 EXT** (acidato/frosted)

applique  
wall lamp  
cm 13 x 9  
LED CC 350mA,  
3,2W, 410 lm 3000K  
IP44



Versioni disponibili:  
APPLIQUE / TAVOLO / INDOOR

Available versions:  
WALL LAMP / FLOOR LAMP / INDOOR

# ALIBABIG

design matteo ugolini



Struttura in vetroresina  
Structure in fiberglass.



**SE616V-EXT**  
sospensione  
pendant  
cm ø 50 h. 110  
2 x max 23W E27  
IP65

Versioni disponibili: APPLIQUE / SOSPENSIONE /  
PIANTANA TERRA / INDOOR  
Available versions: WALL LAMP / PENDANT /  
FLOOR LAMP / INDOOR

## ALIBABIG

design  
matteo ugolini



Struttura in vetroresina.  
Structure in fiberglass.



**SE617V-EXT**  
sospensione  
pendant  
cm ø 40 h. 110  
2 x max 23W E27  
IP65

Versioni disponibili: APPLIQUE / SOSPENSIONE /  
PIANTANA TERRA / INDOOR  
Available versions: WALL LAMP / PENDANT /  
FLOOR LAMP / INDOOR

## ALIBABIG

matteo ugolini

Struttura in vetroresina.  
*Structure in fiberglass.*

### H625V-EXT

*piantana/applique*  
*floor/wall lamp*  
cm 73x48 h. 130  
4 x max 23W E27  
IP65

Versioni disponibili: APPLIQUE /  
SOSPENSIONE / PIANTANA TERRA / INDOOR  
*Available versions: WALL LAMP / PENDANT /*  
*FLOOR LAMP / INDOOR*



# BLACK OUT

design matteo ugolini

Struttura in filamento di vetroresina.  
Structure in fiberglass.

**SE101 1B EXT** (bianco/white)  
**SE1011N EXT** (nera opaca/matt black)  
sospensione / pendant  
cm ø 35 h. 40  
1 x max 23W E27  
IP65

**SE101 2B EXT** (bianco/white)  
**SE1012N EXT** (nera opaca/matt black)  
sospensione / pendant  
cm ø 50 h. 60  
1 x max 23W E27  
IP65

**HP101 2B EXT** (bianco/white)  
**HP1012N EXT** (nera opaca/matt black)  
piantana / floor lamp  
cm 60x180 ø 50  
1 x max 23W E27  
IP65

Versioni disponibili: SOSPENSIONE / PIANTANA TERRA / INDOOR  
Available versions: PENDANT / FLOOR LAMP / INDOOR

# CELL

design matteo ugolini



Struttura in acciaio inox, paralume in metacrilato (PMMA) bianco.  
*Structure in stainless steel, shade in white methacrylate (PMMA).*



**M615-EXT** (bianco/white)  
**HP615 DM EXT** (bronzo/bronze)  
lampada da terra / floor lamp  
cm ø 55 h. 88  
1 x max 23W E27  
IP65



**M612-EXT** (bianco/white)  
**CT612 AM EXT** (bronzo/bronze)  
lampada da terra / floor lamp  
cm ø 57 h. 62  
1 x max 23W E27  
IP65



**M613-EXT** (bianco/white)  
**HP613 BM EXT** (bronzo/bronze)  
lampada da terra / floor lamp  
cm ø 84 h. 89  
1 x max 23W E27  
IP65

Versioni disponibili:  
SOSPENSIONE / PIANTANA TERRA / INDOOR  
Available versions:  
PENDANT / FLOOR LAMP / INDOOR



## CELL

design  
matteo ugolini

Struttura in acciaio inox, paralume in metacrilato (PMMA) bianco.  
*Structure in stainless steel, shade in white methacrylate (PMMA).*



**SE615-EXT** (bianco/white)  
**SE615 DM EXT** (bronzo/bronze)  
sospensione / pendant  
cm ø 55 h. 88  
1 x max 23W E27  
IP65



**SE612-EXT** (bianco/white)  
**SE612 AM EXT** (bronzo/bronze)  
sospensione / pendant  
cm ø 57 h. 59  
1 x max 23W E27  
IP65



**SE613-EXT** (bianco/white)  
**SE613 BM EXT** (bronzo/bronze)  
sospensione / pendant  
cm ø 84 h. 87  
1 x max 23W E27  
IP65

Versioni disponibili:  
SOSPENSIONE / PIANTANA TERRA / INDOOR  
Available versions:  
PENDANT / FLOOR LAMP / INDOOR

# DON'T TOUCH

design matteo ugolini

Struttura in tecnopolimero grigio opaco,  
bacchette in PVC bianco opaco.  
*Structure in matt grey techno-polymer, sticks in  
matt white PVC.*



**HP153 AB EXT (3000K)**  
**HP153 BB EXT (2700K)**  
lampada da terra / floor lamp  
Ø42 x h 108 cm  
LED module 1x29W, 2600 lm  
CRI ≥ 80 - IP67


Versioni disponibili: PIANTANA TERRA / INDOOR  
Available versions: FLOOR LAMP / INDOOR

**DON'T TOUCH**

design  
matteo ugolini



Struttura in tecnopolimero grigio opaco,  
bacchette in PVC bianco opaco.  
*Structure in matt grey techno-polymer, sticks in  
matt white PVC.*



**HP153 AB EXT** (3000K)  
**HP153 BB EXT** (2700K)  
lampada da terra / floor lamp  
Ø42 x h 108 cm  
LED module 1x29W, 2600 lm  
CRI ≥ 80 - IP67


Versioni disponibili: PIANTANA TERRA / INDOOR  
*Available versions: FLOOR LAMP / INDOOR*


# GINGER


design edmondo testaguzza





Struttura in vetro trasparente.  
Structure in clear glass.


 **SE116 2A EXT**  
(paglierino/pale yellow)  
**SE116 2F EXT** (fumé/smoked)  
sospensione / pendant  
cm ø 27 h. 26  
1 x max 52W E27  
IP44

 **SE116 1A EXT**  
(paglierino/pale yellow)  
**SE116 1F EXT** (fumé/smoked)  
sospensione / pendant  
cm ø 30 h. 20  
1 x max 52W E27  
IP44

 **SE116 3A EXT**  
(paglierino/pale yellow)  
**SE116 3F EXT** (fumé/smoked)  
sospensione / pendant  
cm ø 30 h. 37  
1 x max 52W E27  
IP44

 **SE116 5A EXT**  
(paglierino/pale yellow)  
**SE116 5F EXT** (fumé/smoked)  
sospensione / pendant  
cm ø 27 h. 26  
1 x max 52W E27  
IP44

 **SE116 4A EXT**  
(paglierino/pale yellow)  
**SE116 4F EXT** (fumé/smoked)  
sospensione / pendant  
cm ø 30 h. 20  
1 x max 52W E27  
IP44

 **SE116 6A EXT**  
(paglierino/pale yellow)  
**SE116 6F EXT** (fumé/smoked)  
sospensione / pendant  
cm ø 30 h. 37  
1 x max 52W E27  
IP44

Versioni disponibili: SOSPENSIONE / INDOOR  
Available versions: PENDANT / INDOOR



Project: Arch. François Vieillecroze  
Interior design: Jeanne Vieillecroze  
Ph.: Wilfried Hamel-Raison (Luxury Vision Production)

# GONZAGA

design debonademeo & matteo ugolini

Struttura in alluminio.  
Structure in aluminium.

**SE185 GD EXT** (bianco/white)  
**SE185 GC EXT** (nero/black)  
**SE185 DD EXT** (ottone/brass)  
sospensione / pendant  
cm Ø42 h 8  
LED 13W 1200 lumen  
2700K CRI ≥ 80  
IP65



**SE185 FD EXT** (bianco/white)  
**SE185 FC EXT** (nero/black)  
**SE185 DC EXT** (ottone/brass)  
sospensione / pendant  
cm Ø42 h 8  
LED 13W 1200 lumen  
3000K CRI ≥ 80  
IP65



**SE185 ED EXT** (bianco/white)  
**SE185 EC EXT** (nero/black)  
**SE185 CD EXT** (ottone/brass)  
sospensione / pendant  
cm Ø59 h 8  
LED 13W 1200 lumen  
2700K CRI ≥ 80  
IP65




**SE185 BD EXT** (bianco/white)  
**SE185 BC EXT** (nero/black)  
**SE185 CC EXT** (ottone/brass)  
sospensione / pendant  
cm Ø59 h 8  
LED 13W 1200 lumen  
3000K CRI ≥ 80  
IP65



Versioni disponibili: SOSPENSIONE / INDOOR  
Available versions: PENDANT / INDOOR

# KIMONO

design matteo ugolini



Struttura in vetroresina bianco.  
Structure in white fiberglass.

 **SE636V-EXT**  
sospensione  
pendant  
cm ø 40 h. 85  
1 x max 23W E27  
IP65

Versioni disponibili: SOSPENSIONE / INDOOR  
Available versions: PENDANT / INDOOR



**KIMONO**  
design matteo ugolini

Struttura in vetroresina bianco.  
Structure in white fiberglass.



**SE635V-EXT**  
sospensione  
pendant  
cm ø 50 h. 70  
1 x max 23W E27  
IP65

Versioni disponibili: SOSPENSIONE / INDOOR  
Available versions: PENDANT / INDOOR

Struttura - alluminio opaco  
Structure - matt aluminum  
Diffusore - silicone bianco opaco  
Shade - matt white silicone


**SE293 BN EXT** (nero/black)  
**SE293 BO EXT** (bronzo/bronze)  
sospensione / pendant  
cm 100x300 (max) Ø 2,3  
LED 24V, 14,4W, 922 lm,  
3000K  
IP65

Versioni disponibili: SISTEMA / INDOOR  
Available versions: SISTEMA / INDOOR

# LEDA

design debonademeo





**LEDA**  
design  
debonademeo

Struttura - alluminio opaco  
Structure - matt aluminum  
Diffusore - silicone bianco opaco  
Shade - matt white silicone

**SE293 N1 EXT** (nero/black)  
**SE293 O1 EXT** (bronzo/bronze)  
sospensione  
pendant  
cm 100x300 (max) Ø 2,3  
LED 24V, 14,4W, 922 lm,  
3000K  
IP65

OUTDOOR

# MOBY DICK

design matteo ugolini

Struttura in vetroresina, finitura esterna liscia, interna naturale.  
Structure in fiberglass, smooth outer finishing, rough inner finishing.



## SE646P-EXT

sospensione  
pendant  
cm 90x30 h. 30  
1 x max 20W E27  
IP44



## SE647G-EXT


sospensione  
pendant  
cm 150x55 h. 55  
1 x max 20W E27  
IP44

Versioni disponibili:  
APPLIQUE / SOSPENSIONE / INDOOR  
Available versions:  
WALL LAMP / PENDANT / INDOOR

# MOVIDA

design matteo ugolini &  
edmondo testaguzza

Struttura in alluminio bianco opaco.  
*Structure in matt white aluminum.*



**AP262 BC EXT** (3000K)  
**AP262 BE EXT** (2700K)  
applique / wall lamp  
cm Ø5,5 x 9,8 x h 14,5  
led 2 x 3,2W 410 lumen  
CRI≥90  
IP55

Struttura in alluminio nero opaco.  
*Structure in matt black aluminum.*



**AP262 NR EXT** (3000K)  
**AP262 NP EXT** (2700K)  
applique / wall lamp  
cm Ø5,5 x 9,8 x h 14,5  
led 2 x 3,2W 410 lumen  
CRI≥90  
IP55

Accessorio disco deflettore.  
*Deflector plate optional.*



**AC262 BN EXT**  
(alluminio bianco /  
white aluminum)

Versioni disponibili: INDOOR  
*Available versions: INDOOR*



# N I



# L O

## Nilo

design matteo ugolini

Un caldo pomeriggio di mezza estate, Sassocorvaro uno dei tanti magici borghi italiani e il suo fiume. Risveglio di rumori, profumi, grida felici e di quelle spensierate giornate passate con gli amici a giocare tra lo scorrere dell'acqua e quelle buffe e tanto decorative piante acquatiche.

*A warm mid-summer afternoon in Sassocorvaro – one of the many magical Italian villages – and its river. The awakening of sounds, scents, happy shouts and carefree days spent playing with friends, between the running water and those funny ornamental water plants.*



**NILO**  
design  
matteo ugolini

Struttura in alluminio nero opaco e diffusore in resina bianco opaco.  
*Structure in matt black aluminium and shade in matt white resin.*

**HP211DN EXT** (118 cm)  
**HP211EN EXT** (150 cm)  
**HP211FN EXT** (220 cm)  
piantana / floor lamp  
3,2W 2700K  
410 lumen, 350mA



picchetto / stake included 35 cm  
IP65

Struttura in alluminio nero opaco e diffusore in resina bianco opaco.  
*Structure in matt black aluminium and shade in matt white resin.*

**HP211AN EXT** (118 cm)  
**HP211BN EXT** (150 cm)  
**HP211CN EXT** (220 cm)  
piantana / floor lamp  
3,2W 2700K  
410 lumen, 350mA



attacco a terra  
ground fastening accessory  
IP65

Versioni disponibili:  
APPLIQUE / PIANTANA TERRA / INDOOR

Available versions:  
WALL LAMP / FLOOR LAMP / INDOOR



NILO  
design  
matteo ugolini



Struttura in alluminio nero opaco  
e diffusore in resina bianco opaco.  
Structure in matt black aluminium  
and shade in matt white resin.



**AP211PN EXT**  
applique / wall lamp  
cm 64 x 9  
3,2W 2700K  
410 lumen, 350mA  
IP44



# PLANCTON

design matteo ugolini

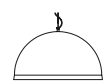


Struttura in vetroresina con bordi sfrangiati.  
Structure in fiberglass with unfinished borders.

Versioni disponibili: SOSPENSIONE / INDOOR  
Available versions: PENDANT / INDOOR



**SE648/IPB-EXT**  
sospensione / pendant  
cm ø 45 h. 25  
1 x max 20W E27  
IP44



**SE649/1GB-EXT**  
sospensione / pendant  
cm ø 75 h. 40  
1 x max 20W E27  
IP44



# P O I S

design matteo ugolini

Struttura - alluminio nero opaco  
Structure - matt black aluminum  
Diffusore - resina bianca  
Shade - white resin

## HP292 AN EXT

*piantana*  
floor lamp  
cm h. 93  
LED 3.2w, 410 lm,  
3000K  
IP65



## HP292 BN EXT

*piantana*  
floor lamp  
cm h. 118  
LED 3.2w, 410 lm,  
3000K  
IP65



## HP292 CN EXT

*piantana*  
floor lamp  
cm h. 158  
LED 3.2w, 410 lm,  
3000K  
IP65







**POIS**  
design  
matteo ugolini

Struttura - alluminio nero opaco  
Structure - matt black aluminum  
Diffusore - resina bianca  
Shade - white resin

**HP292 AN EXT**  
piantana  
floor lamp  
cm h. 93  
LED 3.2w, 410 lm,  
3000K  
IP65



**HP292 BN EXT**  
piantana  
floor lamp  
cm h. 118  
LED 3.2w, 410 lm,  
3000K  
IP65



**HP292 CN EXT**  
piantana  
floor lamp  
cm h. 158  
LED 3.2w, 410 lm,  
3000K  
IP65



OUTDOOR

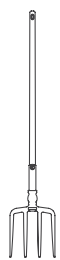
# TOBIA

design matteo ugolini



Struttura in tecnopolimero bianco.  
Structure in white techno-polymer.

Versioni disponibili: PIANTANA TERRA / INDOOR  
Available versions: FLOOR LAMP / INDOOR



**HP145 1F EXT**  
piantana  
floor lamp  
cm b.36 x p.8 x h.165  
13W LED, 1430 lumen  
3000K - IP65



**HP145 2P EXT**  
piantana  
floor lamp  
cm b.36 x p.8 x h.165  
13W LED, 1430 lumen  
3000K - IP65



**HP145 3R EXT**  
piantana  
floor lamp  
cm b.46 x p.12 x h.165  
13W LED, 1430 lumen  
3000K - IP65



# ULULÌ ULULÀ

design matteo ugolini



Struttura in vetroresina con inserti in pizzo.  
Structure in fiberglass with lace inserts.



**M648PB-EXT (ULULÌ)**  
lampada da terra / floor lamp  
cm ø 45  
1 x max 70W E27 - IP65



**M649GB-EXT (ULULÀ)**  
lampada da terra / floor lamp  
cm ø 75  
1 x max 105W E27 - IP65



Struttura in vetroresina con inserti in pizzo.  
Structure in fiberglass with lace inserts.



**SE648PB-EXT (ULULÌ)**  
sospensione / pendant  
cm ø 45  
1 x max 70W E27 - IP65



**SE649GB-EXT (ULULÀ)**  
sospensione / pendant  
cm ø 75  
1 x max 105W E27 - IP65

Versioni disponibili: SOSPENSIONE / PIANTANA TERRA / INDOOR  
Available versions: PENDANT / FLOOR LAMP / INDOOR

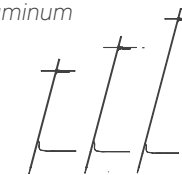
# XANA

design edmondo testaguzza



Struttura in alluminio verde opaco  
Structure in matt green aluminum

**HP260 1V EXT** (73 cm)  
**HP260 2V EXT** (96 cm)  
**HP260 3V EXT** (130 cm)  
piantana / floor lamp



picchetto / stake included h33 cm  
led 7.4W 958 lumen 3000K  
IP65

*Concept: matteo ugolini / adv media lab*  
*Photo: factory snc / oddo boni / studio leon*  
*Image: eido visual / matteo avaltroni*  
*Layout: adv media lab*  
*Print: arti grafiche stibu*





© **KARMAN** 2023

Fossombrone PU - Italy  
phone +39 0721 715042 r.a.  
[www.karmanitalia.it](http://www.karmanitalia.it)

