



Goldair™

Bathroom Catalogue



THE GOLDAIR STANDARD

Backed by over 40 years of world-class technological development, all Goldair products meet and exceed the strictest standards. We wouldn't have it any other way. That's why you can be sure of our Safety and Reliability Guarantee.

Contents

Ladder Towel Warmers	4
Square Towel Warmers	6
Round Towel Warmers	10
Free Standing Towel Warmers	20
Back-Lit LED Mirrors with Demister	22
Bathroom Fan Heaters	24
Heat / Light / Vents	26
Extractor Fans	28
Accessories	32
Product Specifications	34



Goldair™
PLATINUM

Ultra-modern design combines with stainless steel in this sophisticated towel rail range.

The distinctive round styling is the perfect complement to elegant bathrooms and ensuites.



Tall Round Towel Warmers

Make a statement with this elegant tall towel rail. Delivering the impact of a high-end luxury bathroom, whilst retaining an affordable price and simplicity of installation.

Concealed Wiring
(Hidden within the wall)



Exposed Wiring
(Connects to Wall Outlet)



Dual Wiring
(Can be connected from the left or right hand side)



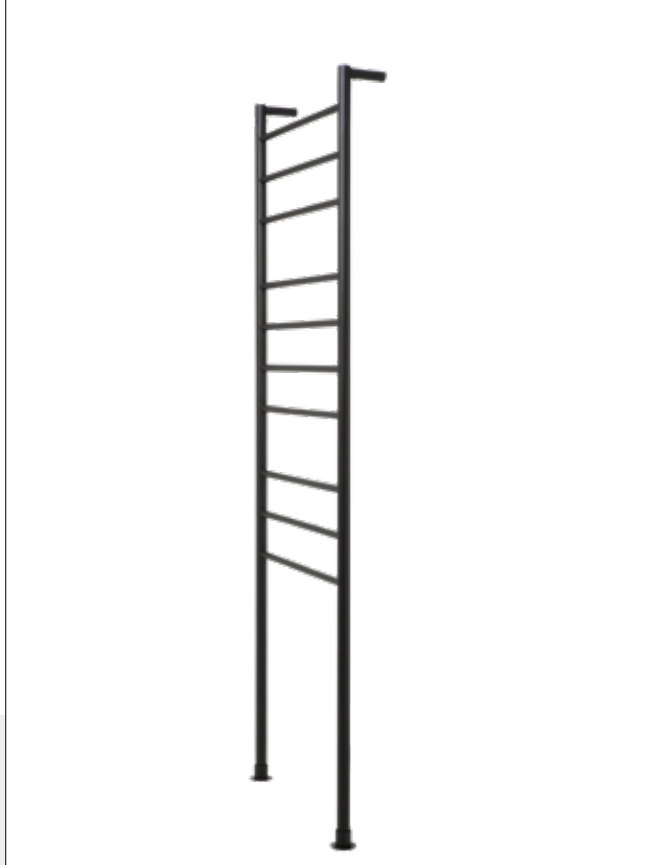
 STAINLESS STEEL

 ENERGY EFFICIENT

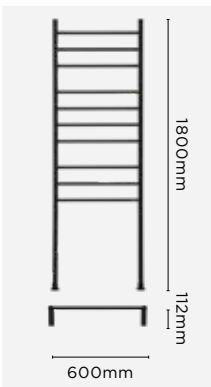
 IP55

 QUICK CONNECT TECHNOLOGY

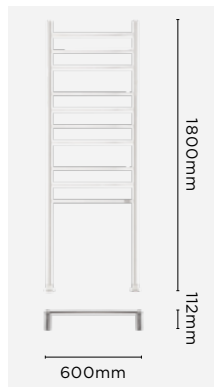
3
YEAR WARRANTY



GTRAR10B - 10 Bar Black



GTRAR10C - 10 Bar Silver



Quick Connect - Easy Install






Goldair™
PLATINUM

Ultra-modern design combines with stainless steel in this sophisticated towel rail range.

The distinctive square styling is the perfect complement to elegant bathrooms and ensuites.



Straight Square Towel Warmers

Make a statement with this elegant towel rail. Delivering the impact of a high-end luxury bathroom, whilst retaining an affordable price and simplicity of installation.

Concealed Wiring
(Hidden within the wall)



Exposed Wiring
(Connects to Wall Outlet)



Dual Wiring
(Can be connected from the left or right hand side)



 STAINLESS STEEL

 ENERGY EFFICIENT

 IP55

 QUICK CONNECT TECHNOLOGY

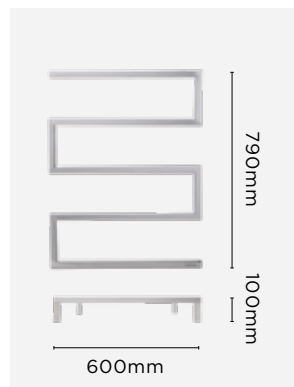
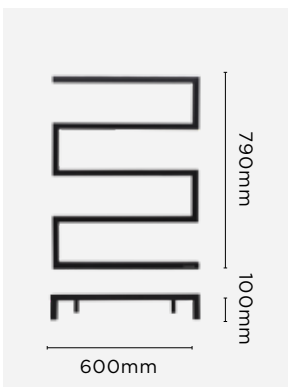
3
YEAR WARRANTY



GTRMA5B - 5 Bar Black

GTRMA5C - 5 Bar Silver

Quick Connect - Easy Install





Straight Flat Bar Towel Warmers

Make a statement with this elegant towel rail. Delivering the impact of a high-end luxury bathroom, whilst retaining an affordable price and simplicity of installation.

Concealed Wiring

(Hidden within the wall)



Exposed Wiring

(Connects to Wall Outlet)



Dual Wiring

(Can be connected from the left or right hand side)



STAINLESS STEEL



ENERGY EFFICIENT



IP55



QUICK CONNECT TECHNOLOGY

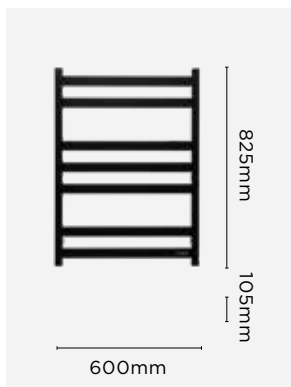


3 YEAR WARRANTY

GTRMF7B - 7 Bar Black

GTRMF7C - 7 Bar Silver

Quick Connect - Easy Install



Goldair™
PLATINUM

Ultra-modern design combines with stainless steel in this sophisticated towel rail range.

The distinctive square styling is the perfect complement to elegant bathrooms and ensuites.



Straight Square Towel Warmers

Make a statement with this elegant towel rail. Delivering the impact of a high-end luxury bathroom, whilst retaining an affordable price and simplicity of installation.

Concealed Wiring

(Hidden within the wall)



Exposed Wiring

(Connects to Wall Outlet)



Dual Wiring

(Can be connected from the left or right hand side)



STAINLESS STEEL



ENERGY EFFICIENT



IP55

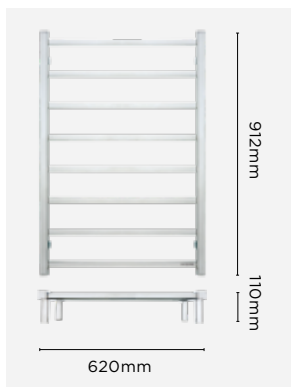


POWER SWITCH WITH LIGHT

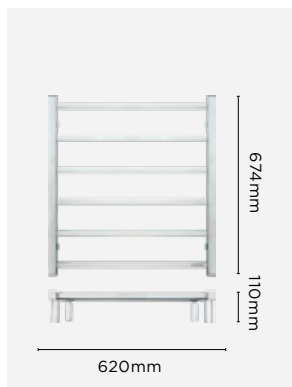


3
YEAR WARRANTY


GMT8 - 8 Bar Silver



GMT6 - 6 Bar Silver



GMT4 - 4 Bar Silver



Power Switch with Light





Goldair™

The sleek, chic round bar ladder series is made for contemporary bathrooms.

A selection of gracefully curved rails gives you plenty of towel hanging options and provides even, consistent heat for great performance with low running costs.



Curved Round Towel Warmers

The sleek, minimalist round ladder series is both practical and functional, providing ample space for your towels to remain toasty dry.

Concealed Wiring

(Hidden within the wall)



Exposed Wiring

(Connects to Wall Outlet)



Dual Wiring

(Can be connected from the left or right hand side)



STAINLESS STEEL



ENERGY EFFICIENT



IP55

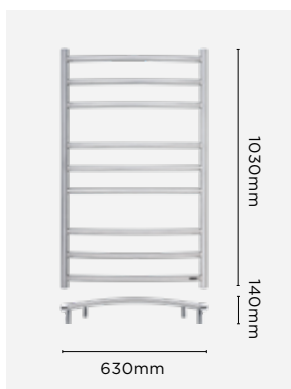


SCRATCH RESISTANT FINISH



2 YEAR WARRANTY

GLTR9C - 9 Bar Silver



GLTR7C - 7 Bar Silver



GNT7 - Narrow 7 Bar Silver



GLTR5C - 5 Bar Silver





Goldair™

Nowhere in your home is it more important to choose the right heating and accessories than in bathrooms and ensuites.

The unique challenges of these wet areas mean performance and safety are paramount.



Straight Round Towel Warmers

This black ladder brings that extra touch of style to your bathroom, the matte finish goes well with any shade of towel while adding a perfect finishing touch to the

Concealed Wiring

(Hidden within the wall)



Exposed Wiring

(Connects to Wall Outlet)



Dual Wiring

(Can be connected from the left or right hand side)



STAINLESS STEEL



ENERGY EFFICIENT



IP55



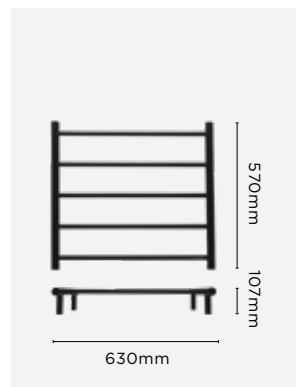
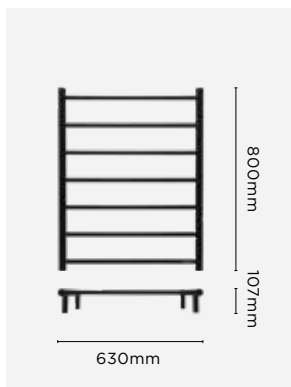
QUICK CONNECT TECHNOLOGY



GTR7B - 7 Bar Black

GTR5B - 5 Bar Black

Quick Connect





Goldair™ **select**


Graceful rails deliver even and consistent heating.

The sleek, minimalist round ladder series is both practical and functional, providing ample space for your towels to remain toasty dry.



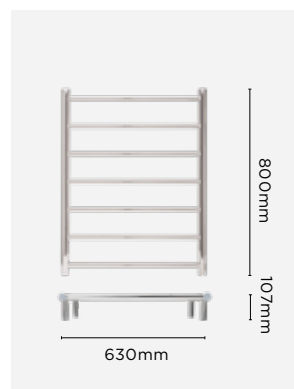
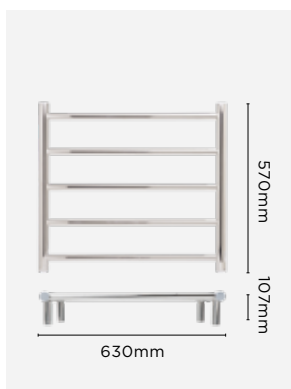
Straight Towel Warmers

Nowhere in your home is it more important to choose the right heating and accessories than in bathrooms and ensuites. The unique challenges of these wet areas mean performance and safety are paramount.



CDBTR5 - 5 Bar Silver

CDBTR7- 7 Bar Silver





Unheated Straight Towel Holder

Sometimes simplicity is key – with our unheated towel holder there is no wires and no fuss. Easy to get into place and still looks great.

Perfect if you just want to hang towels as no electrician is required for installation.

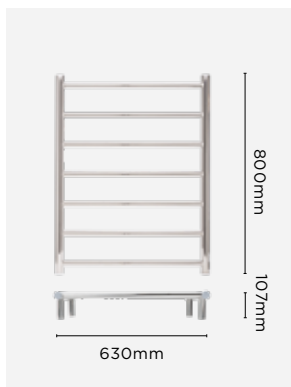


STAINLESS
STEEL



2
YEAR
WARRANTY

CDBTR7NH - 7 Bar Silver



Goldair™ **select**

Graceful rails deliver even and consistent heating.

The sleek, minimalist round ladder series is both practical and functional, providing ample space for your towels to remain toasty dry.



Large 4 Bar Towel Warmer

These classic warmers are the perfect option for a smaller room and reversible mounting brackets give you freedom to set up however you would like. External wiring makes them great for retrofits.



 STAINLESS STEEL

 ENERGY EFFICIENT

 EXTERNAL WIRING


 IP55

 180° MOUNTING

2
YEAR
WARRANTY

GTRLC - Silver

GTRLW - White





Medium 3 Bar Towel Warmer

These classic warmers are the perfect option for a smaller room and the external wiring means they are great for retrofits. Reversible mounting brackets give you freedom to set up however you would like.




 STAINLESS STEEL

 ENERGY EFFICIENT

 EXTERNAL WIRING

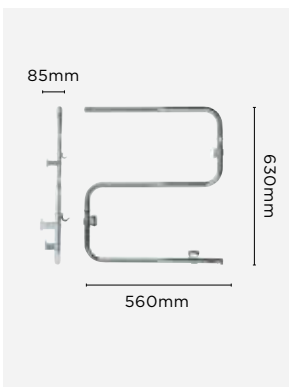
 IP55

 180° MOUNTING

 2 YEAR WARRANTY

GTRMC - Silver


GTRMW - White





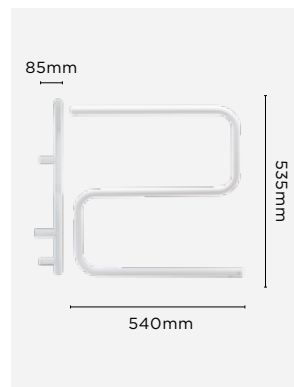
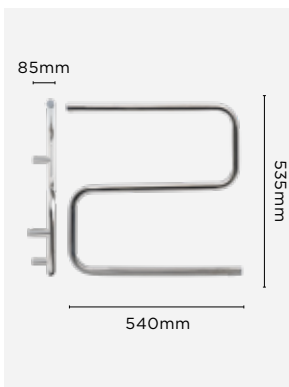
Compact Towel Warmers

When space is at a premium, the answer is these compact and stylish warmers. Perfect for warm towels and in your ensuite or small bathroom. External wiring also means this can easily be used for retro fitting.



ETR3BSS - Silver

ETR3BW - White





Goldair™

The contemporary styled freestanding towel rail is both practical and functional providing ample space for your towels to remain toasty dry.



Free Standing Towel Warmers

The plug and go option gives portability and convenience to the functionality of a wired in heated towel warmer. Making it the perfect option for beaches, rentals or any place you might not need a warmer permanently.

Wide feet for stability

Contemporary aluminium finish

Power on indicator switch



GFSLB - Black

GFSL - Silver





Free Standing Towel Warmers

The plug and go option gives portability and convenience to the functionality of a wired in heated towel warmer. Making it the perfect option for beaches, rentals or any place you might not need a warmer permanently.



SCRATCH RESISTANT FINISH



ENERGY EFFICIENT

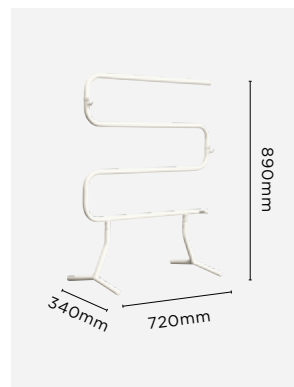
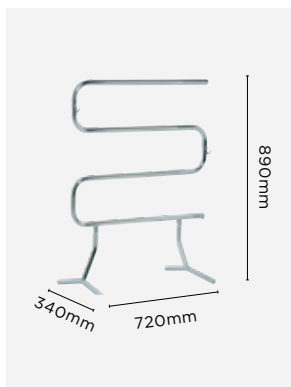


ALUMINIUM



GTRLFSC - Silver

GTRLFSW - White



Goldair™
PLATINUM

Add a touch of sophistication with these back-lit mirrors.

Clean lines with simple, easy-to-use touch controls providing demist, dimming and colour temperature functions.



Round Backlit LED Mirror with Demister

A backlit LED mirror adds form to function with an added demist area, this means when you step from the shower you will be able to look in the mirror without wiping down or leaving streaks



 DEFOG

 MEMORY FUNCTION

 COLOUR CHANGING LEDS



 IP44

 DIMMABLE

3
YEAR
WARRANTY

GBMR600

Available in Cool White & Warm White



Installation:

Simple with prefixed mounting points. Mark your screws and hang the mirror. Slide to lock securely in place.





Rectangle Backlit LED Mirror with Demister

A backlit LED mirror adds form to function with an added demister area, this means when you step from the shower you will be able to look in the mirror without wiping down or leaving streaks



DEFOG



MEMORY FUNCTION



COLOUR CHANGING LEDS



IP44




DIMMABLE



GBMR700

Available in Cool White & Warm White



Installation:

Simple with prefixed mounting points. Mark your screws and hang the mirror. Slide to lock securely in place.



Goldair™

Keep your bathroom or laundry warm and dry with instant heat from the Bathroom Fan Heaters.

A range of stylish designs to suit any bathroom with easy operation via pull-cord, remote or wifi enabled app control, the Goldair Bathroom Heater range has a solution for everyone to provide heat instantly and the auto step-down thermostat maintains the feeling of warmth efficiently.



CERAMIC TECHNOLOGY

Goldair's new range of bathroom heaters uses a ceramic heating element. Ceramic heating technology provides several advantages over traditional heating elements:

- Safe self-regulating heat
- Energy efficiency
- Consistent and controlled heat

Wifi Enabled Heating

Combining modern design with innovative technology, we are leading the charge with our Smart Home seasonal products. All our Wifi enabled products can be paired for free with our very own Goldair app and are Amazon Alexa and Google Home device compatible.

Use the Goldair app to set different modes and timer functions that are available on your device. You can also programme weekly schedules or set up favourites to get to your ideal temperature setting at just the click of a button.



Flexibility

Add unlimited Goldair devices to your app as often as you want



Energy Saving

Promotes energy efficiency by setting timers or schedulers on your devices



Safety First

Our app still maintains all Goldair's high safety standards for your peace of mind



EASY AS UPGRADE SYSTEM




All Goldair bathroom heaters come with Goldair's **patented** "easy-as connection" system, allowing units to be replaced or upgraded without needing further electrical work.

Bathroom Fan Heater White

GBH450



- 2 Heat Settings: 2000/1000W with Automatic Step-down
- Ceramic PTC Heating Element
- White Plastic Finish
- Pull Cord On/Off
- Includes indicator light to show when operating
- Wall mounted with quick connect base plate




Bathroom Fan Heater White

GBH500



- 2 Heat Settings: 1000/2000W
- Ceramic PTC Heating Element
- White Plastic Finish
- 3 Hour timer
- Wifi and Smart Home Enabled
- 12 or 24 hour clock display
- Remote control with holder
- Wall mounted with quick connect base plate




Remote Holder

Bathroom Fan Heater Stainless Steel

GBH550



- 2 Heat Settings: 2000/1000W with Automatic Step-down
- Ceramic PTC Heating Element
- Stainless Steel Finish
- Pull Cord On/Off
- Includes indicator light to show when operating
- Wall mounted with quick connect base plate





Bathroom Fan Heater White

3508W



Convenient Instant Heat
 Pull Cord on/off Function
 White Easy Clean Surface
 Slim Line Design-only 110mm deep
 Automatic Step Down Thermostat
 2 Safety Cut Outs for added protection
 Weight: 1.34kg
 W300mm x H230mm x D110mm

Bathroom Fan Heater Glossy White

GBH100



This model features a white body with a glossy white inlay for maximum style and practicality.
 Pull Cord Switch
 White Plastic with White Gloss Inlay
 Automatic Step Down Thermostat
 2 Safety Cut Outs
 Weight: 1.68kg
 W300mm x H230mm x D110mm

2.4 KILO WATTS

PLASTIC

2
YEAR WARRANTY

2.4 KILO WATTS

PLASTIC

2
YEAR WARRANTY

Goldair™

The Goldair range of Heat, Light & Vent units have been designed and engineered with New Zealand bathrooms in mind.

With all of your heating, lighting and ventilation functions in one unit, they are a fantastic option for your bathroom.



Classic Heat Light Vent

GHL255W



1 x 5.5W LED centre bulb,
2 x 275W Heat Lamps (bulbs included)
3m x 100mm Aluminium Ducting
Individual Heat, Light and Ventilation Controls
Perfect for Small Bathroom or Ensuite
Weight: 3.3kg
W235mm x H430mm

Classic Heat Light Vent

GHL455W



1 x 5.5W LED centre bulb,
4 x 275W Heat Lamps (bulbs included)
3m x 100mm Aluminium Ducting
Individual Heat, Light and Ventilation Controls
Centrifugal Fan
Perfect for Medium to Large bathroom or ensuite
Weight: 4.1kg
W390mm x H390mm

650 MAXIMUM WATTS

PLASTIC

2
YEAR WARRANTY

1200 MAXIMUM WATTS

PLASTIC

2
YEAR WARRANTY

Goldair™

This ventilation fan kit is perfect for use in bathroom, toilet and laundry extraction.

Designed so that you can install them directly above your steam source (e.g. shower or bath).



Extraction Fan Kit Round

GVF125W-KIT

This multi purpose ventilation fan kit is perfect for use around the house, including your laundry, toilet or bathroom.

3m x 125mm
Aluminium ducting

Outlet grille

Extractor fan



 MAX AIRFLOW
280M³/H

 COMPATIBLE
WITH 125MM DUCTING


 45 WATTS

 IP24


 240MM CUT OUT

 1
YEAR
WARRANTY

GVF125W-KIT
Extraction
Fan Kit Square



GVF125S-KIT
Extraction
Fan Kit Square





Extraction Fan Kit with LED Light

GVF225W-KIT

This multi purpose ventilation fan kit is perfect for use in bathroom, toilet and laundry extraction with the added benefit of a LED Light.

3m x 125mm
Aluminium ducting

Outlet grille

Extractor fan



 MAX AIRFLOW
280M³/H

 COMPATIBLE
WITH 125MM DUCTING

 45 WATTS


 IP24

 240MM CUT OUT

 10 WATT LED
LAMP

 1
YEAR
WARRANTY

GVF225W-KIT
Extraction
Fan Kit Square



Goldair™ **select**

These classic designed wall/ceiling fans are suitable for your kitchen, bathroom and laundry.



Classic Wall/Ceiling Fan 100mm

GEXSL100



This classic designed wall/ceiling fan is suitable for your kitchen, bathroom and laundry.

Suitable for medium sized areas

W140mm x H140mm

Classic Wall/Ceiling Fan 150mm

GEXSL150



This classic designed wall/ceiling fan is suitable for your kitchen, bathroom and laundry.

Suitable for large sized areas

W190mm x H190mm

 MAX AIRFLOW
80M³/H

 COMPATIBLE
WITH 110MM DUCTING

 110MM CUT OUT

1
YEAR
WARRANTY

 MAX AIRFLOW
250M³/H

 COMPATIBLE
WITH 150MM DUCTING

 160MM CUT OUT

1
YEAR
WARRANTY

Goldair™

These classic designed wall/ceiling fans are suitable for your kitchen, bathroom and laundry.



Contemporary Extractor Fan

GEX200W



This classic designed wall/ceiling fan is suitable for your kitchen, bathroom and laundry.

Suitable for large sized areas



All good quality products should be paired with good quality accessories, and this is no different.

We have found the perfect accessories to complement your Goldair bathroom products.



Square Stainless Steel Feet Replacement Pack

GMTFEETSQ



Replacement Feet for your Goldair Wall Towel Rail

Suits Square SS/ chrome Goldair towel rails

Including models **GMT4, GMT6** and **GMT8**

Weight: 0.5kg

Round Stainless Steel Feet Replacement Pack

GLTRFEET



Replacement Feet for your Goldair Wall Towel Rail

Suits Round SS/ chrome Goldair towel rails

Including models **GLTR5C, GNT7, GLTR7C** and **GLTR9C**

Weight: 0.33kg

Heated Towel Rail Bracket & Strap Kit

GTRSBC (Chrome)



Re-hang your Goldair towel rail with this handy bracket pack.

Replacement bracket and strap.

Suitable for all SS/ chrome Goldair wall-mounted Heated Towel Rails

3 Brackets per pack.

Weight: 0.1kg

Heated Towel Rail Bracket & Strap Kit

GTRSBW (White)



Re-hang your Goldair towel rail with this handy bracket pack.

Replacement bracket and strap.

Suitable for all White Goldair wall-mounted Heated Towel Rails

3 Brackets per pack.

Weight: 0.1kg



Bathroom Towel Rail Timer

GBT100

A warm dry towel ready when you need it.
The Timer switches the towel rail ON twice a day.
Default ON period 4 hours & OFF period 8 hours, saving you money on your energy bill.

Suitable for hardwired heated towel rails
Installed behind the wall, leaving a nice clean finish
Energy Saving Technology
Pre-set 4hr cycle every 12hrs
Set running period can be extended to a maximum of 11 hrs
Weight: .067kg



1kW BAR

1000 MAXIMUM WATTS

PLASTIC

eco FRIENDLY

Product Specifications

Tall Round Towel Warmers

Towel Rail	Model	Colour	Volts	IP Rating	Width (mm)	Height (mm)	Depth (mm)
10-Bar	GTRAR10B	Black	230-240	IP55	600	1800	112
10-Bar	GTRAR10C	Silver	230-240	IP55	600	1800	112

Straight Square Towel Warmers

Towel Rail	Model	Colour	Volts	IP Rating	Width (mm)	Height (mm)	Depth (mm)
5-Bar	GTRMA5B	Black	230-240	IP55	600	790	100
5-Bar	GTRMA5C	Silver	230-240	IP55	600	790	100

Straight Flat Bar Towel Warmers

Towel Rail	Model	Colour	Volts	IP Rating	Width (mm)	Height (mm)	Depth (mm)
7-Bar	GTRMF7B	Black	230-240	IP55	600	825	105
7-Bar	GTRMF7C	Silver	230-240	IP55	600	825	105

Straight Square Towel Warmers

Towel Rail	Model	Colour	Volts	IP Rating	Width (mm)	Height (mm)	Depth (mm)
8-Bar	GMT8	Silver	230-240	IP55	620	912	110
6-Bar	GMT6	Silver	230-240	IP55	620	674	110
4-Bar	GMT4	Silver	230-240	IP55	620	436	110

Curved Round Towel Warmers

Towel Rail	Model	Colour	Volts	IP Rating	Width (mm)	Height (mm)	Depth (mm)
9-Bar	GLTR9C	Silver	230-240	IP55	630	1030	140
7-Bar	GLTR7C	Silver	230-240	IP55	630	800	140
7-Bar	GNT7	Silver	230-240	IP55	460	800	135
5-Bar	GLTR5C	Silver	230-240	IP55	630	570	140

Straight Round Towel Warmers

Towel Rail	Model	Colour	Volts	IP Rating	Width (mm)	Height (mm)	Depth (mm)
7-Bar	GTR7B	Black	230-240	IP55	630	800	107
5-Bar	GTR5B	Black	230-240	IP55	630	570	107

Straight Towel Warmers

Towel Rail	Model	Colour	Volts	IP Rating	Width (mm)	Height (mm)	Depth (mm)
7-Bar	CDBTR7	Silver	230-240	IP55	630	800	107
5-Bar	CDBTR5	Silver	230-240	IP55	630	570	107

Unheated Straight Towel Warmers

Towel Rail	Model	Colour	Volts	IP Rating	Width (mm)	Height (mm)	Depth (mm)
7-Bar	CDBTR7NH	Silver	230-240	IP55	630	800	107

Large 4 Bar Towel Warmer

Towel Rail	Model	Colour	Volts	IP Rating	Width (mm)	Height (mm)	Depth (mm)
4-Bar	GTRLC	Silver	230-240	IP55	730	605	85
4-Bar	GTRLW	White	230-240	IP55	730	605	85

Medium 3 Bar Towel Warmer

Towel Rail	Model	Colour	Volts	IP Rating	Width (mm)	Height (mm)	Depth (mm)
3-Bar	GTRMC	Silver	230-240	IP55	560	630	85
3-Bar	GTRMW	White	230-240	IP55	560	630	85

Compact 3 Bar Towel Warmer

Towel Rail	Model	Colour	Volts	IP Rating	Width (mm)	Height (mm)	Depth (mm)
3-Bar	ETR3BSS	Silver	230-240	IP55	540	535	85
3-Bar	ETR3BW	White	230-240	IP55	540	535	85

Free Standing Towel Warmer

Towel Rail	Model	Colour	Volts	IP Rating	Width (mm)	Height (mm)	Depth (mm)
6-Bar	GFSLB	Black	230-240	IP55	555	895	355
6-Bar	GFSL	Silver	230-240	IP55	555	895	355
4-Bar	GTRLFSC	Silver	230-240	IP55	720	890	340
4-Bar	GTRLFSW	White	230-240	IP55	720	890	340

Back-Lit LED Mirrors with Demister

Mirror Shape	Model	Colour	Volts	IP Rating	Width (mm)	Height (mm)	Depth (mm)
ROUND	GBMR600	White	230-240	IP44	600	600	N/A
SQUARE	GBMS700	White	230-240	IP44	700	500	N/A

Bathroom Heaters

Heater	Model	Colour	Volts	Watts	Width (mm)	Height (mm)	Depth (mm)
Compact Bathroom Heater	3508W	White	220-240	2400	297	230	108
Classic Bathroom Heater	GBH100	White	220-240	2400	305	230	115
Ceramic Bathroom Heater	GBH450	White	220-240	2000	350	240	110
Ceramic Bathroom Heater with Wi-Fi	GBH500	White	220-240	2000	350	240	110
Ceramic Bathroom Heater	GBH550	Stainless Steel	220-240	2000	350	250	110

Heat/Light/Ventilation

Item	Model	Colour	Volts	IP Rating	Width (mm)	Height (mm)	Depth (mm)
Classic Heat Light Vent	GHL255W	White/Silver	220-240	650	235	430	3000
Classic Heat Light Vent	GHL455W	White/Silver	220-240	1200	390	390	3000
Extraction Fan Kit Round	GVF125W-KIT	White	220-240	45	270	270	3000
Extraction Fan Kit Square	GVF125S-KIT	White	220-240	45	270	270	3000
Extraction Fan Kit - LED Light	GVF225W-KIT	White	220-240	45	270	270	3000
Classic Wall/Ceiling Fan 100mm	GEXSL100	White	220-240	N/A	140	140	N/A
Classic Wall/Ceiling Fan 150mm	GEXSL150	White	220-240	N/A	190	190	N/A
Contemporary Extractor Fan	GEX200W	White	220-240	N/A	240	240	N/A



CDB 
GROUP

New Zealand
PO Box 100-707,
North Shore Mail Centre,
Auckland, 0745
www.goldair.co.nz
Ph (09) 917 4000

Australia
PO Box 574,
South Morang,
Victoria, 3752
www.goldair.com.au
Ph (03) 9365 5100



Due to continuous improvement our products may vary from those shown