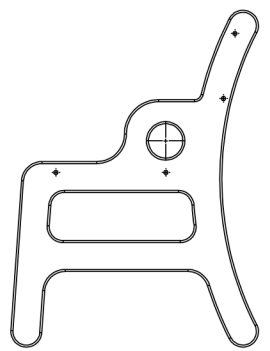

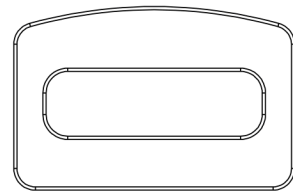
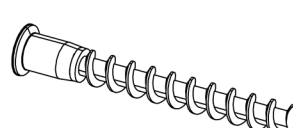
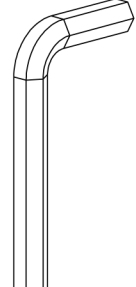
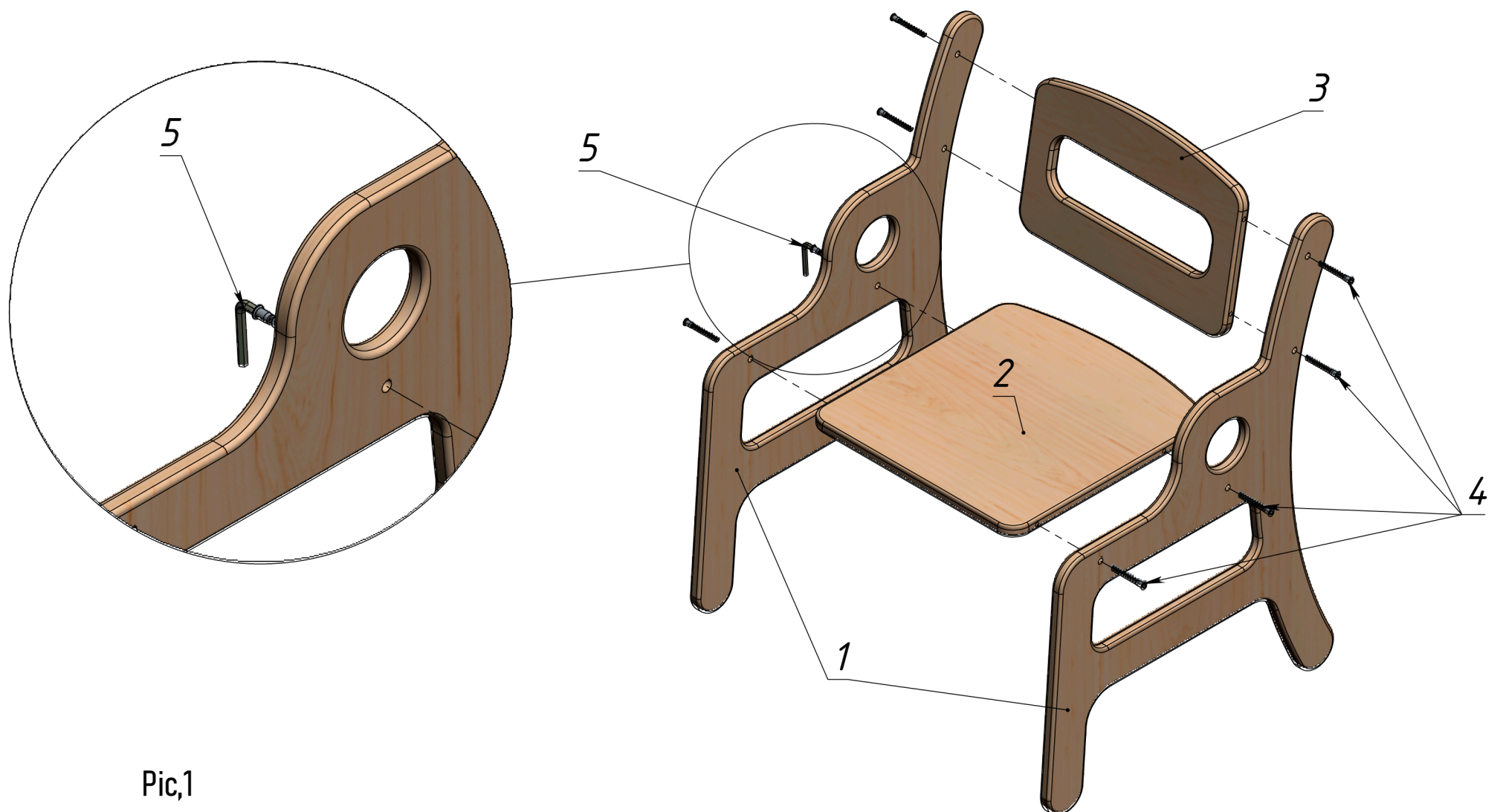


Chair 'Kiddo'



ASSEMBLY DETAILS

<p>1 - Sidewall</p>  <p>2 pcs.</p>	<p>2 - Seat</p>  <p>1 pc.</p>	<p>3 - Backrest</p>  <p>1 pc.</p>	<p>4 - Confirmat screws 5x40</p>  <p>8 pcs.</p>	<p>5- 3mm Hex key</p>  <p>1 pc.</p>
---	--	---	--	--



Pic,1

Take one of the Sidewalls (1) and using the Confirmat screws (4) and 3 mm Hex key (5), connect the Seat (2) and a Backrest (3).

Then take another Sidewall (1) and connect it to the previously assembled structure. See Pic. 1

To be used under the direct supervision of an adult only.
Always be vigilant during children's game