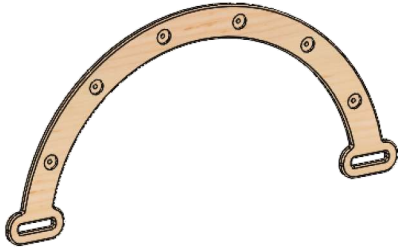





## SMALL ARCH ASSEMBLED



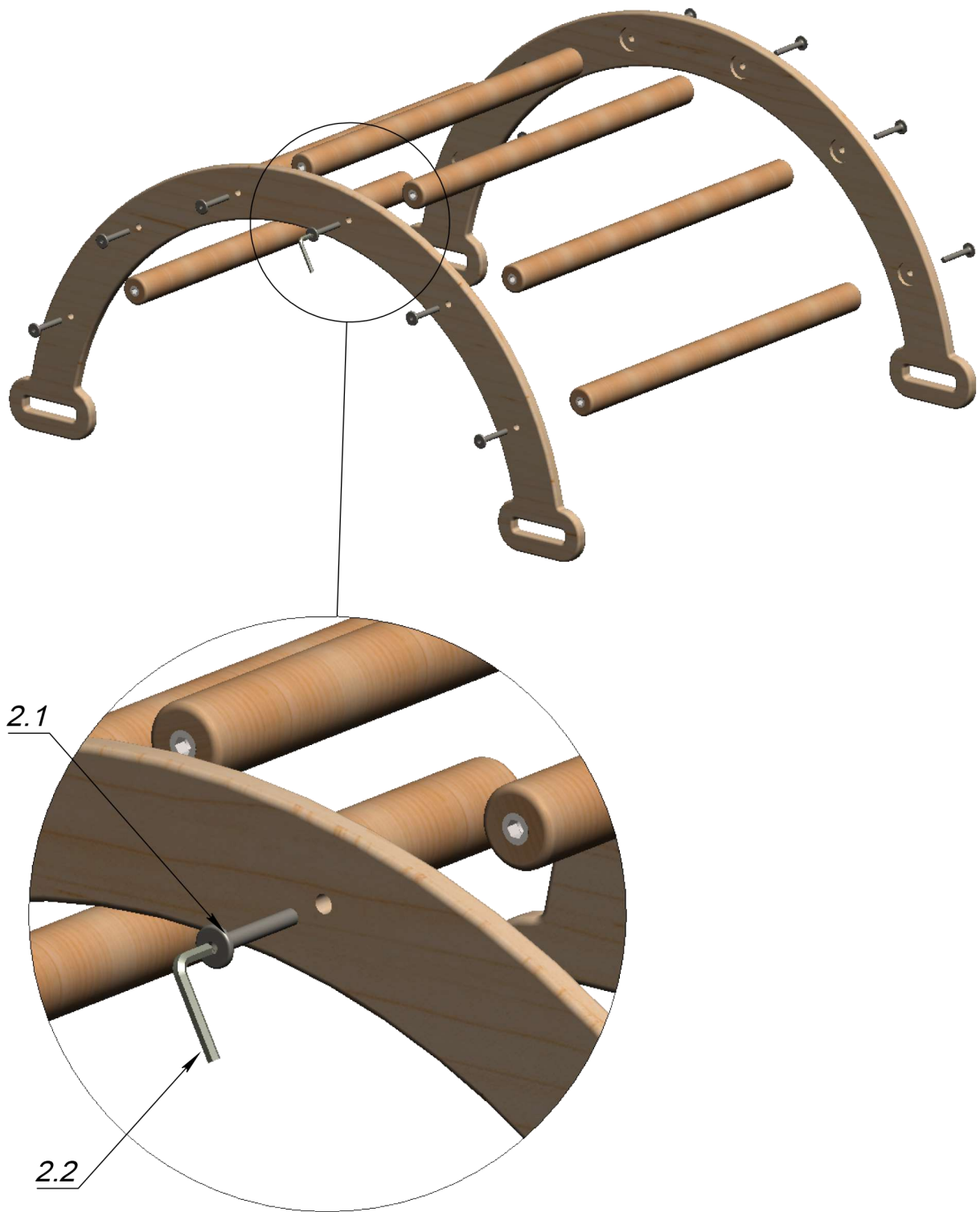

### ASSEMBLY PARTS

<p>1.1</p>  <p><i>Arch Sidewall (2pcs)</i></p>	<p>1.2</p>  <p><i>Short nog <math>\phi</math> 30 mm (6pcs)</i></p>
<p>2.1</p>  <p>Flat head 35mm screw (12pcs + 2pcs spare)</p>	<p>2.2</p>  <p><i>4mm hex key (1pc)</i></p>



Video assembly here\*  
Scan to watch!

\*Peculiarities of a product in video may differ from the actual product.  
This instruction has the most relevant information.



*Screw two parts 1.1(p.1) to parts 1.2(p.1) with screws 2.1(p.1) using a Hex key 2.2(p.1)*