

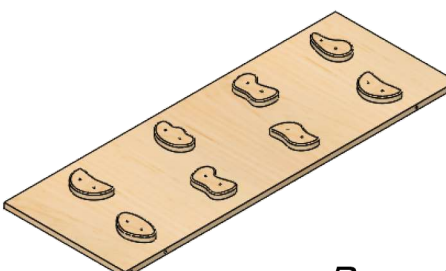

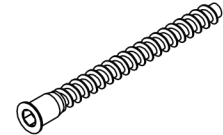

STANDARD RAMP ASSEMBLED

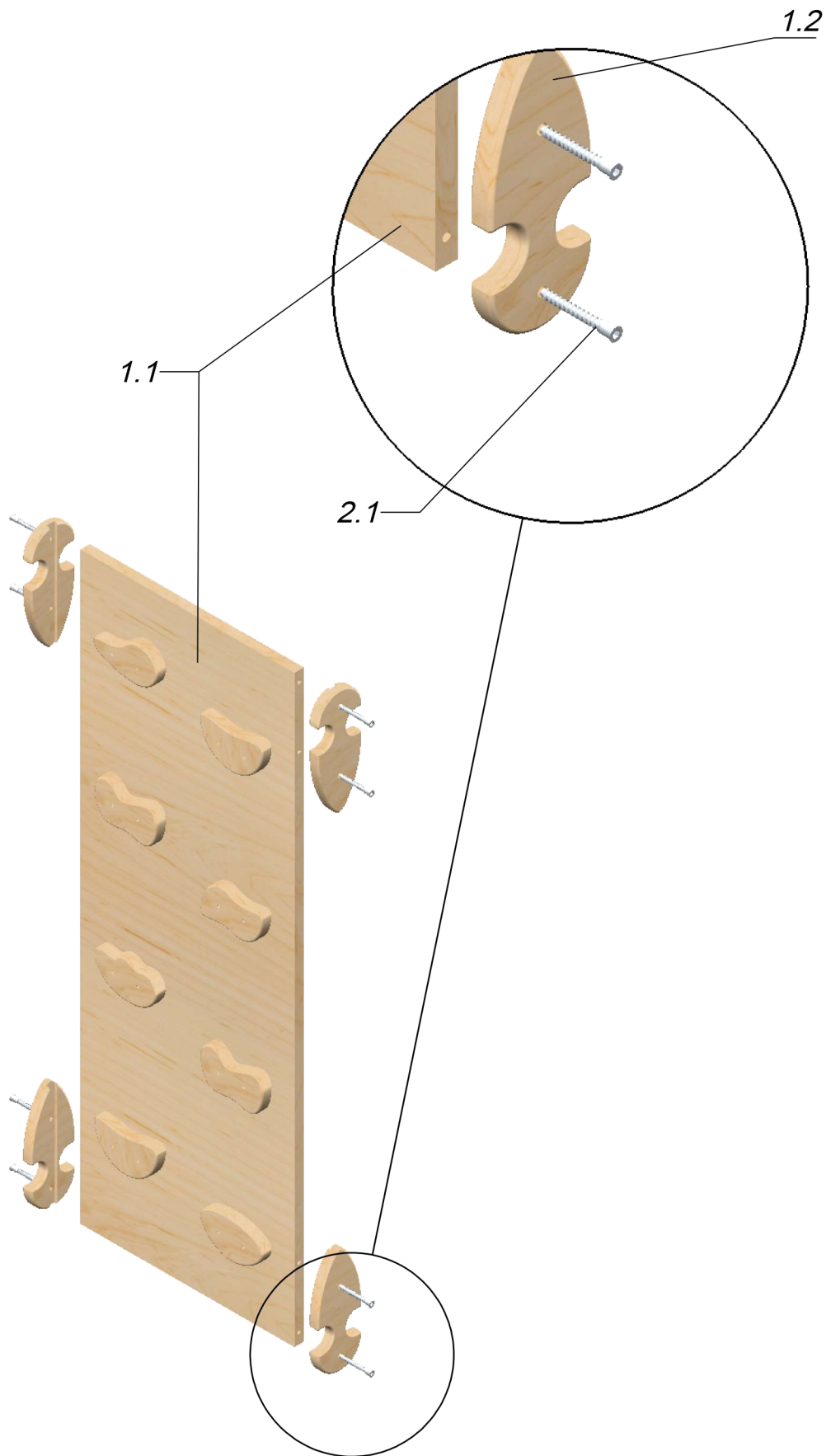



Video assembly here!



ASSEMBLY PARTS

<p>1.1</p>  <p><i>Ramp (1pc)</i></p>	<p>1.2</p>  <p><i>Hook (4pcs)</i></p>
<p>2.1</p>  <p><i>Confirmat screw (8pcs 2pcs spare)</i></p>	<p>2.2</p>  <p><i>3mm hex key (1pc)</i></p>



Screw the hooks (1.2) to the Ramp (1.1) with the confirmat screws (2.1).
Tighten with the 3mm hex key (2.2).