


Tripleflex 3 in 1 Gold

Sealer-Primer-Undercoat



PREMIUM TRADE 100% ACRYLIC

TECHNICAL BULLETIN

PRODUCT TYPE

Water based Exterior 100% Acrylic, (Adhesion Promoted)

DESCRIPTION

Tripleflex 3 in 1 Gold is low odour, exterior grade sealer / primer / undercoat, with good opacity, direct to substrate adhesion and roller splatter resistance. The product is manufactured with a new water-based resin technology developed by Astec Laboratories that provides adhesion properties in excess of traditional oil-based primers.

It is adhesion promoted and provides excellent adhesion even on difficult substrates such as aluminium and tilt up concrete. It will penetrate dense dark timbers and lock deep within their grain and delivers solid inter-coat adhesion with any acrylic topcoat.

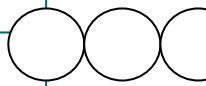
The product contains a flash rust inhibitor to stop nail head rust bleeding and to allow the primer to be applied direct to steel without the threat of flash rust forming beneath the applied primer.

It is used extensively on tilt up or cast in place concrete as a tie coat for an acrylic texture coating system to the high-density masonry.

Tripleflex 3 in 1 Gold promotes tremendous adhesive properties when used as the first preparatory coat in any water-based paint system, especially over difficult substrates, and guarantees the long-term adhesion integrity of the paint system will be maintained.

Astec Paints are a 100% Australian owned company committed to the research and development of technologically advanced coatings that provide premium durability against our harsh Australian conditions. Our coatings are manufactured with high regard for worker safety and environmental care and will provide you with absolute confidence in long term performance.





PRINCIPAL USE

Tripleflex 3 in 1 Gold is principally used in new construction or in the maintenance painting industry as a high grade base primer for masonry, timber, gyprock, fibro, brick and galvanized metal.

Although **Tripleflex 3 in 1 Gold** can be used as a stand-alone S/P/U, in many cases the product will require other sealers beneath it to provide correct adhesion and or correct substrate stabilization. As an example, on aged friable masonry, Astec Multi-Seal should be applied prior to the application of **Tripleflex 3 in 1 Gold** to bind and stabilise the substrate.

PREPARATION

All surfaces must be clean, dry, structurally sound and correctly sealed, primed or treated for rust prior to any topcoat application. The surface should be high pressure water cleaned to remove the moss, lichen and chalky surface, ensuring that all mould deposits are removed. Any deposits of grease, oil or silicone must be removed. Structural defects to the substrate should be made sound before any coatings application.

Remove dirt or dust and any grease with a Astec Envirogreen. Scrape off any loose or flaky paint on existing painted surfaces then sand any remaining paint to a flat finish. For best results, any paint that exhibits a complete lack of adhesion should be entirely removed except on asbestos sheeting. Wipe down with a damp cloth to remove any dust. Where it is not possible to remove all chalk or contaminants from the surface, apply Astec Multiseal or Rivett to bind the surface prior to painting. Rusted surfaces or nail heads should be treated with Astec Rus-traint. Fill any imperfections with a suitable filler and spot prime or seal any bare surfaces with the appropriate Astec primer as detailed in the following sections.

Tripleflex 3 in 1 Gold

APPLICATION

Apply one full wet coat of Tripleflex 3 in 1 at a recommended wet film thickness of 104 microns. Coverage will be approximately 8 to 10 m² per ltr substrate dependant. Allow to dry, usually between 1/2 an hour and 3 hours is required, weather dependant.

Recommended dry film thickness, 36 microns dry.

NEW TIMBER

Treat all nails with Astec Rus-traint allow to dry then fill all nail holes with a suitable wood filler. For optimum adhesion sand all dressed timber. On tannin rich timbers, (Oregon, Cedar ext), prime with Astec Oil Based Primer to prevent staining of light tinted colours, on all other timbers apply one coat of Tripleflex 3 in 1.

WINDOW PAINTING

Use sparingly on all contact areas, open and close windows within 30 minutes and there after at 4 hour intervals over the following 24 hours.

NEW STEEL AND WROUGHT IRON

Remove any excessive rust with a scraper, wire brush or by sanding. Wipe clean and remove any grease with Astec All Purpose Thinners or Envirogreen. Apply Astec Rus-traint in accordance with the application details on its can. Apply one coat of Tripleflex 3 in 1.



PURE 100%
ACRYLIC

BRICK AND MASONRY

No other sealer is required on surfaces that are in a sound condition, (that are not weathered to a point where the surface is friable or continues to powder ever after a wash down). If the surface is unsound apply Astec Rivett or Multiseal which will bind a soft wall to a hard finish. Walls in sound condition, wash down the surface with water and a stiff brush to remove all contaminants, fill all holes with a grouting cement. If the surface is mould covered wash down with Sodium Hypochlorite, (Chlorine), or a household bleach to remove the mould then apply Astec Barrier, an under-film mould retardant. Apply one coat of Tripleflex 3 in 1 Gold.

P.V.C. Sand the entire surface and wipe down with Astec all Purpose thinners prior to any coating application.

GALVANISED IRON, ZINCALUME New unpainted:

Degrease thoroughly with Astec Enviroclean, apply one coat of Astec B-16 Anti-corrosive primer then one coat of Tripleflex 3 in 1 Gold.

Previously painted metal:

Remove all loose, chalked and flaky paint. Treat any rust with Astec Rus-traint in accordance with the application details on its can. Apply one coat of Tripleflex 3 in 1 gold.

FIBRO CEMENT

New unpainted: Wash down the surface with a stiff brush and water to remove any contaminants. Weathered asbestos sheeting: Do not sand or scrub the surface as the dust can be harmful to your health. Pick off any large clumps of mould or debris, apply two coats of Astec Barrier which will kill any mould growth, apply Astec Rivett in multiple coats until all contaminants are securely locked to provide a hard bound surface, (refer to Astec Performance Spec No. 8712). Apply one coat of Tripleflex 3 in 1 Gold.

NOTE Do not apply Tripleflex 3 in 1 Gold to surfaces that have had wax or silicone-based materials previously applied.

SAFETY DIRECTIONS Keep out of reach of children, provide adequate ventilation during use, do not dispose of left over paint down any drainage systems.

PRECAUTIONS FOR USE.

Avoid contact with skin and eyes, always use a respirator during spray applications.

FIRST AID

Eye contact: Flush immediately with large amounts of water for at least 15 minutes, holding eyelids open. Call a physician if irritation persists.

Swallowed: Call a physician immediately if swallowed. Give patient water to drink. Contact Astec Paints for the relevant Material Safety Data Sheet.

COLOUR RANGE

White base available, may be tinted to most colours from pastel to mid tones.

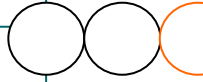
LIMITATIONS

Tripleflex 3 in 1 is a water-based material, therefore, should not be applied during inclement weather or when precipitation and freezing are imminent.

PRODUCT DATA



Sheen Level	Low
Recommended Thinners	Water
Touch Dry	30 mins
Dry @ 25 deg C, 50% RH	2 hours
Theoretical spread rate [@ 30 mic D.F.T.]	9.67 m ² /ltr
V.O.C. gm/ltr	Low < 5 grams/ltr
Solvent resistance	
Alcohol	No reaction
Salt water	No reaction
Distilled water	No reaction
Diluted Caustic Soda	No reaction
Detergent solution	No reaction
Dilute 5% mineral acid	No reaction
Accelerated weathering [2000 hrs 313 U.V.B.]	Excellent
Specific Gravity	1.304
Solids volume	29.0% V/V
P.V.C.	55.0.0% V/V
Moisture vapour transmission [Method ASTM E96-1966 Full top-coated system]	38.6g.m ² /24hrs
Contrast Ratio (Determined with X-RITE QA Management Software using SP-68 SPECTROPHOTOMETER.)	89.68%
Pack sizes	1, 4, 10, & 20 ltr



The technical data furnished herein is based upon data believed by Astec Paints to be true and accurate at the time of writing, however, no guarantee of accuracy is given or implied and is subject to change without notice.

This information is given in good faith for the assistance of users. No legal warranty expressed or implied is made as to its accuracy, completeness or otherwise.

Every person dealing with this material herein does so at their own risk absolutely and must make independent determinations of suitability and completeness from all sources to ensure their proper use.

We have no control over the condition under which these products are stored, handled or used, therefore our recommendations must not be regarded as a mounting to legal warranty or as involving any liability on us.

Revised Edition March 2021

Your Nearest Astec Paints Distributor is;



Astec Paints Australasia Pty Ltd
20-24 Pinn Street St Marys
South Australia 5042

Web: www.astecpaints.com.au
Email: enquiries@astecpaints.com.au

Telephone +618 8297 2000
Facsimile +618 8297 2555