



R40-Roll On

[fine texture cover]

TECHNICAL BULLETIN



ARMATEX 100% ACRYLIC TEXTURES [arma,R-40]

PRODUCT TYPE

100% acrylic Roll-on texture finish.

DESCRIPTION

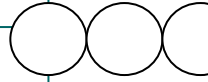
Armatex R-40 Roll-on is a 100% acrylic, water reducible, texture paste. The product is formulated to provide a ready to use material that can be roll applied straight from the drum to a suitably prepared vertical wall. The final result is a unique, non-granular textured finish with a uniform stippled profile that adds an architecturally pleasing appeal to any masonry structure.

The applied finish is a tight stippled profile with a profile depth of approximately 1.5 to 2.5 mm. Common to all Armatex finishes are carefully graded washed and dried sands that are blended with Astec second generation acrylics to form a flexible product that is extremely well bound and will not crumble even when it is rolled to a fine edge. Armatex provides a strongly adhered film with outstanding exterior durability.

Armatex has undergone rigorous field and laboratory test programs that guarantee the tradesman a product that has well refined application properties for fast and trouble free applications and uniform end result.

Astec Paints are a 100% Australian owned company committed to the research and development of technologically advanced coatings that provide premium durability against our harsh Australian conditions. Our coatings are manufactured with high regard for worker safety and environmental care and will provide you with absolute confidence in long term performance.





PROPERTIES

Unique to Armatex Roll On Textures are flow control and setting additives that enable a good wet edge to be maintained. These additives also enable the texture roller to pick-up large quantities of a very thick product for efficient transfer to the wall that will then however, spread easily to the desired finish. It's unique rheological behaviour provides good wet edge open time and allows roller tracking to be removed with ease.

Unlike many available texture finishes, Armatex R-40 is manufactured using the highest grade of silica, quartz and marble aggregates. The aggregates are carefully selected and analysed to ensure they are without, or have only, very low traces of iron content. As a result the common threat of rust bleeding from the finish is removed ensuring the wall will remain aesthetically sound for many years to come.

DESIGNED USE

Armatex R-40 Roll On has an tight profile of 1.5 to 2.5 mm. The products profile is capable of covering low to medium surface imperfections. Therefore, any surface misalignments or defects should be well patched to a fine feathered edge with Armatex pre-patch Medium, Coarse or Fine. Armatex R-40 is suitable for application to smooth surfaces such as F.C. Sheeting, Plaster Board, Villa Board, Off Form Concrete, smooth cement render and masonry substrates.

COLOUR

Armatex R-40 Roll On is manufactured as a white base and can be computer colour matched to any colour other than deep tones. However, as top-coating the texture forms part of the texture system, a topcoat can be applied in any colour including deep tones.



As the texture is to have a top-coat applied, the texture colour does not need to be exact to the final top-coat colour.

Where the texture is to be applied without a topcoat, in non critical applications, it is important to box the materials to ensure a uniform colour across the entire project. Or more suitably a one batch factory lot should be ordered as a total quantity to carry out the entire project.

TOP-COATING

Although Armatex R-40 Roll On offers good flexibility. As with all textures, it required high levels of aggregate fillers to achieve the texture look. The textures are flexible, however, they are inherently low in ability to resist shear or forthcoming movement in a substrate without splitting. To ensure the building is not only aesthetically sound but waterproofed, the textures are top-coated with a highly elastic membrane that will resist forthcoming movement in the substrate.

Astec EC-2000 or Energy Star Dirtguard I.R. Elastic, Elastomeric Wall Coatings are used as a top-coat for Armatex textures. The application of an elastic top-coat ensures a uniform colour across the entire project, enhances the texture and provides optimum results in exterior durability and crack bridging performance.
Please read the relevant EC-2000 or Energy Star Dirtguard I.R. Elastic Technical Bulletin.

100% ACRYLIC TEXTURES

COVERAGE RATE

- * 3.2 m² per ltr
(applicator dependant)
- * 48.00 m² per 15 ltr tub.

CLEAN UP

All equipment can be washed up in water. Do not allow waste water to enter sewers or water courses. Any spilt texture should be allowed to dry and disposed of as land fill according to local regulations.

DRYING TIMES

Armatex R-40 Roll On will dry to touch in approximately 1 to 2 hrs at 25°C and 50% relative humidity. The film will reach full cure in 7 days.

MIXING

Mixing can be carried out using a low speed drill mixer or a 20 ltr paint wacker. Care should be taken so as not to entrain the product with excessive amounts of air.

THINNING

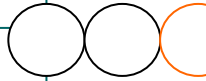
R-40 Roll On does not normally require thinning, however, if thinning is required to allow for climatic conditions, thinning can be done with clean fresh water or Astec Summer Thinners. The amount of thinner should not exceed 2% by weight and should be determined by the applicator on the day of use, taking all climatic and evaporation loss factors into account.

NOTE: ANY PRODUCT THINNING WILL CHANGE THE TEXTURE PROFILE AND ITS WORKABILITY, THEREFORE, THE AMOUNT OF WATER ADDED TO THE FIRST DRUM SHOULD BE RECORDED. THE RECORDED AMOUNT SHOULD BE ADDED TO EACH FOLLOWING DRUM REQUIRED TO COMPLETE THE ENTIRE PROJECT AS IT WILL ENSURE AN IDENTICAL FINISH IS ACHIEVABLE WITH EVERY DRUM. A TEST PATCH SHOULD BE CARRIED OUT WITH ANY THINNED PRODUCT PRIOR TO THE COMMENCEMENT OF YOUR ENTIRE PROJECT. THE TEST PATCH WILL ENSURE THAT BOTH THE CLIENT AND APPLICATOR ALIKE ARE SATISFIED WITH THE FINAL TEXTURE APPEARANCE.

LIMITATIONS

Armatex R-40 Roll On should be applied at temperatures between 10°C and 32°C. Avoid application in extreme heat and or windy conditions and always work with shaded areas out of direct sunlight. Always protect the applied product from freezing prior to cure.

During inclement weather and where you know the temperature will fall below 10°C at night, always terminate work early enough to allow sufficient time for the product to cure. In some areas this could be as early as 12 pm to 1pm.



When applying Armatex at temperatures around 10°C you must remember that in some cases the substrate temperature can be many degrees lower than the day. Under these circumstances it is advisable to conduct a small test patch to ensure cure will take place.

Armatex R-40 Roll On is a water based material, therefore, should not be applied during inclement weather or when precipitation and freezing are imminent.

SURFACE PREPARATION

The surface is to be prepared to a standard not less than that specified in the, **Armatex High Build Skim, Pre-patch Coarse, Medium or Fine Technical Bulletin**.

The specified Bulletin must be read in conjunction with this document.

EQUIPMENT REQUIRED

The finish is achieved by using a Fine foam texture sleeve attached to an adjustable length extension pole. The extension pole will provide the leverage necessary to achieve the uniform textured result. The most suitable roller frame is an aluminium u-frame, as it will provide more even pressure than standard wire frames and assist in minimising roller track marks. The frame must be constantly checked with the roller cover installed to ensure that the roller spins smooth and free without stops to ensure a consistent texture is maintained.

APPLICATION TECHNIQUE

Load liberal roller full of material to the wall in vertical strips. Commence from the lowest point up the wall and do not spread the product further at this point. Each roller load will cover between 250 and 500mm, (See Diagram 1, Figure 1).

Next re-roll the texture diagonally with an empty roller to smooth out roller track marks, (See Diagram 1, Figure 2).

Next, 3 additional roller widths are applied. Then with an empty roller lay off the previous material with light pressure in an upward or downward motion. Continue the selected motion for the entire project, (See Diagram 1, Figure 3).




Figure 1

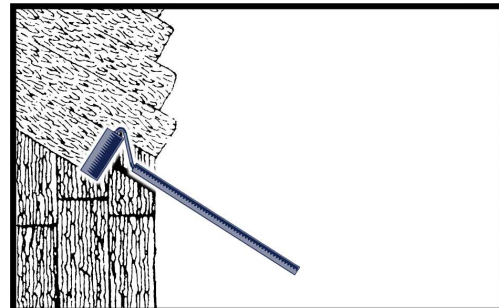


Figure 2

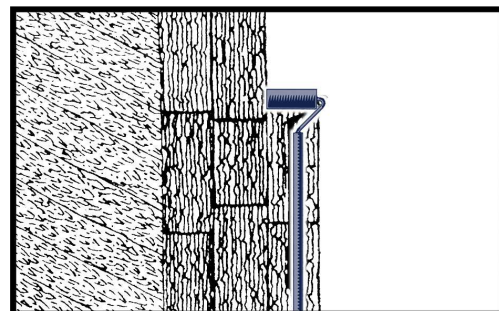
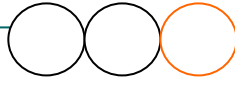


Figure 3

(diagram 1)



The application sequence of applying the texture to the wall, diagonal re-roll and laying off must be carried out in a uniform and well planned manner and must be repeated until the entire selected area is covered.



The best result is achieved with one applicator applying the texture and one laying off.
(See Diagram 2, below)

Attention to detail with on site planning and logistics, including whether, scaffolding for substrate access and the sizing of manageable areas will ensure the longest possible time is achieved to effect a uniform texture appearance across the entire project.

It is imperative that the texture be applied to the entire selected area while maintaining a wet edge. **(See Diagram 2, below)**

NOTE; The amount of area covered prior to re-roll and laying off will depend on the wet edge time that will change with substrate and is highly dependant on the weather conditions. Do not get too far ahead as losing the product's wet edge will result in a poor final appearance.

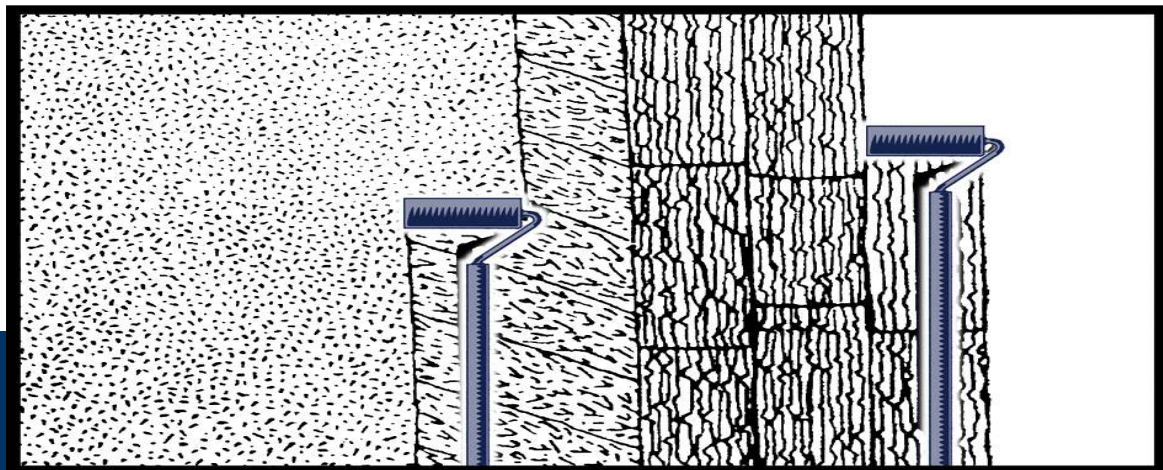
SPECIAL CONSIDERATIONS

In the event that the area is too large to effect uninterrupted application, the area should be architecturally broken up into more manageable sizes.

Careful consideration must be given to the size of the area as the application must take place in an uninterrupted manner across the entire area.

The texture must be applied and completely finished without missing any of the area as touching up of the texture during drying will produce a poor surface appearance.

Most importantly, the applicators must consider the weather elements to ensure that the texture is not applied in direct sunlight, on hot surfaces or when hot wind is present.



(diagram.2) maintaining a wet edge

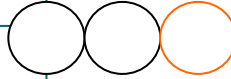
PRODUCT DATA



ARMATEX 100% ACRYLIC TEXTURES

[arma R-40]

Gloss Level	Matt
Recommended Thinners	Water
Touch Dry	1 hour
Dry @ 25 deg C, 50% RH	2 hours
Theoretical spread rate [@ 194 mic D.F.T., Coarse Texture Cover]	3.20 m ² /ltr
Abrasion resistance	Excellent
Solvent resistance [Full top coated system]	
Alcohol	No reaction
Salt water	No reaction
Distilled water	No reaction
Diluted Caustic Soda	No reaction
Detergent solution	No reaction
Dilute 5% mineral acid	No reaction
Accelerated weathering [2000 hrs 313 U.V.B.]	Excellent
Specific Gravity	1.665
Solids volume	62% V/V
P.V.C.	72% V/V
Moisture vapour transmission [Method ASTM E96-1966 Full top-coated system]	42.7g.m ² /24hrs



The technical data furnished herein is based upon data believed by Astec Paints to be true and accurate at the time of writing, however, no guarantee of accuracy is given or implied and is subject to change without notice.

This information is given in good faith for the assistance of users. No legal warranty expressed or implied is made as to its accuracy, completeness or otherwise.

Every person dealing with this material herein does so at their own risk absolutely and must make independent determinations of suitability and completeness from all sources to ensure their proper use.

We have no control over the condition under which these products are stored, handled or used, therefore our recommendations must not be regarded as a mounting to legal warranty or as involving any liability on us.

Revised Edition July 2020

Your Nearest Astec Paints Distributor is;



Astec Paints Australasia Pty Ltd
22-24 Pinn Street St Marys
South Australia 5042

Web: www.astecpaints.com.au
Email: enquiries@astecpaints.com.au

Telephone +618 8297 2000
Facsimile +618 8297 2555