

Size Guide

This size chart can help you determine your ring size





To use the chart, measure the inner diameter of a ring for the chosen finger. To get the most precise result, we suggest placing the ring on a piece of paper, trace the inner circle with a pen and measure the widest part with a ruler.

If you are uncertain or in between sizes, we advise choosing the larger size. For example, if your measure is between 54-56, we advise choosing size 56.

Please note, personal comfort towards size can vary and this size chart is only an approximate indicator.

Size chart

Europe	US	UK	AU	Diameter(mm)
50	5 1/4	K	K	15,6 - 16
52	6	L 1/2	L 1/2	16,2 - 16,6
54	6 3/4	N	N	16,9 - 17,3
56	7 1/2	O 1/2 - P	O 1/2	17,5 - 18
58	8 1/2	Q 1/2	Q	18 - 18,5
60	9	S - S 1/2	R 1/2	18,8 - 19,3



Circles are true to size and can be printed as A4 and used as measurement tool