




Play at the Waterfall Starting/Scoring Positions

The intent of this document is to show a close-up view of the mission object's "Starting" and "Scoring" positions in support of the Ua Hala Ka Hala Island Adventure Challenge's videos and documents, and the General Rules.

Make sure to watch the Coaches Meeting Video. Make sure to pay attention to how to place the mat within your Board, time 5:00. How to attach the Waterfall to the wooden frame of your Broad, in relation to the mat, is discussed at time 21:30.

Starting Position





The Arm of the Waterfall is positioned, such that the Arm is in the elevated position. The bouncy ball is loaded on the Arm as pictured.

Scoring


The Arm of the Waterfall is the scoring object. The ball is present to cause chaos with other mission objects.

Program your robot to lower the Arm of the Waterfall.



Relocate the Arm downward to score.
You may capture the ball, or let it roll away. The choice is yours.

35 Points



If the ball rolls away, but the Arm is not in the downward position, **No score.**