




Go Treasure Hunting Starting/Scoring Positions

The intent of this document is to show a close-up view of the mission object's "Starting" and "Scoring" positions in support of the Ua Hala Ka Hala Island Adventure Challenge's videos and documents, and the General Rules.

To attempt this mission, you do NOT have to complete Mission 6, Find the Treasure Map.

Starting Position



At the Start of the Match, the Treasure will be located in the window of the Temple and the Guardian will be placed on the green outline on the mat.

Scoring

There are 3 ways to score. You may attempt anyone, or all of them. Each scoring opportunity scores separately.

Maximum 75 Points

Move the Guardian


Program your robot to move the Guardian completely off the outline on the mat.
Guardian must be completely off the green outline on the mat.
Guardian may be standing, or lying on its side after moved.



20 Points

Move the Treasure off the pedestal

Program your robot to move the Treasure out of the window area of the Temple.
The Treasure may be resting on the LEGOs.
The Treasure may be resting anywhere on the mat.



20 Points


Relocate the Treasure to the Safe Zone

Program your robot to relocate the Treasure to the Safe Zone.

The robot may move the Treasure in any way possible to relocate the Treasure to the Safe Zone.

Partially or completely in the Safe Zone score.

Team members may remove the Treasure from the Safe Zone.



35 Points

For all 3 opportunities, Maximum 75 Points