

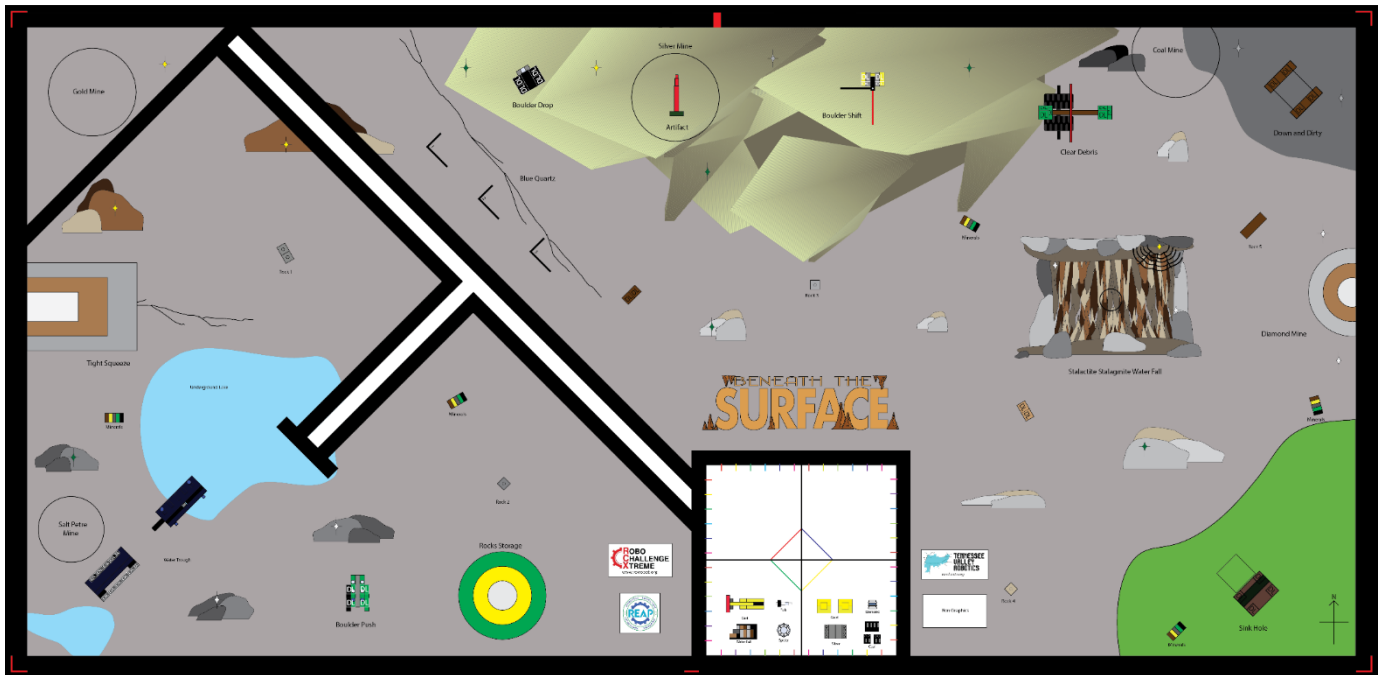
BENEATH THE SURFACE

Beneath the Surface Challenge

Mission Object Starting/Scoring Position

Make sure to use this document in conjunction with other Beneath the Surface Challenge videos and documents

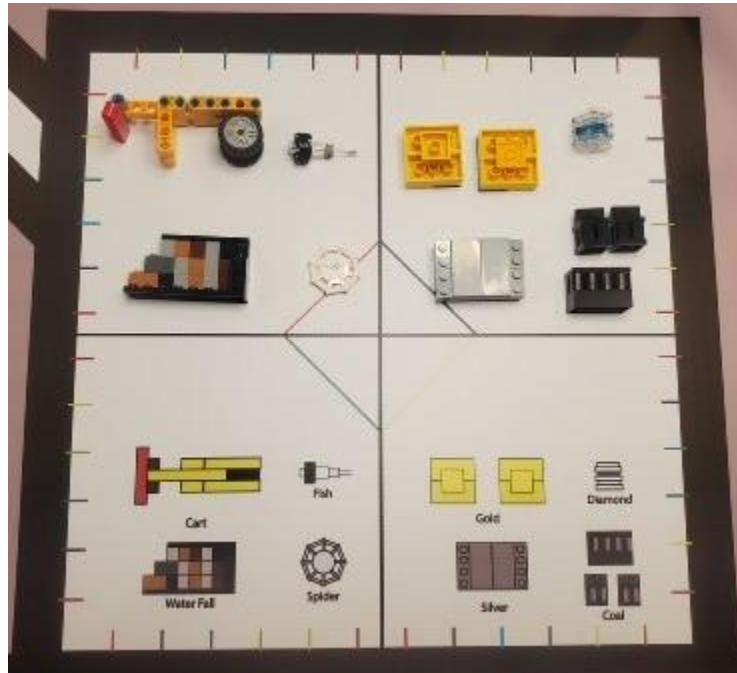
Beneath the Surface Mat



As you review the mat, Black Lines around areas: Safe Zone, Rocks, Storage, Salt Petre Mine, Underground Lake, Tight Squeeze, Silver Mine, Coal Mine, and the Diamond Mine are considered part of the area for scoring reasons.

Target areas Tight Squeeze and the Diamond Mine have multiple rings with Black Lines. The Black Line on the outer most edge is considered part of color It is adjacent to.

Mission Objects Starting Position



The Cart, Fish, Water Fall, Spider, Coal, Diamond, Gold, & Silver, start in the Safe Zone.

Minifigs (Team Provided) start in the Safe Zone

Any Minifig will do as long as the Minifig consists of a minimum of 3 LEGO pieces: Legs, Torso, & Head

Mission Objects Dual Locked to the Mat

Boulder Push, Water Trough Base, Boulder Drop, Boulder Shift, Clear Debris Base, Down & Dirty Base, Sink Hole Base, 2 Rocks

Mission Objects set on the Mat with NO Dual Lock

Minerals, Touch Penalties, 5 Rocks, Artifact, Clear Debris Roller





Mission Object Starting/Scoring Position

Rock Storage


Starting



These 2 Rocks are Dual Locked to the Mat, Do NOT Score in the Rocks Storage Area



Scoring



*All 5 Rocks Score **90 Points**

*All 5 Rocks are Partially or Completely in The Rock Storage Area



*3 Rocks Score **45 Points**

*Rocks 1, 2, & 4 are Partially or Completely in the Rocks Storage Area

*Rocks 3 & 5, Don't score They are NOT in the Rocks Storage Area


Maximum Points 90

Move the Boulders
Boulder Push
Starting



Blue & Yellow Flap is in the upward position.


Scoring



Blue & Yellow Flap is in the downward position.

30 Points

**Boulder Drop
Starting**




Scoring



Green Flag/Arm in down position score
25 Points

**Boulder Shift
Starting**




Green Flag/arm is positioned over
The Black Line

Scoring


Green Flag/arm must be over or to the right of the Red Line to score.



No Score



Score



Score
40 Points

If All 3 Boulder Mission Object achieve a "Scoring" position, receive a **15 Point Bonus**

Maximum Points 110

**Water Trough
Starting**




Water Trough Base is Dual Locked "DL" to the Mat
Water Trough Section is placed on the outline on the Mat

**Water Trough
Scoring**




Water Trough Section stem must cross the Black
Outline of the Water Trough Base to score.



Partially or Completely Scores
Scoring positions

35 Points




No Score

Salt Petre Mine


Starting

The Cart Mission Object will be found in the Safe Zone.




Salt Petre Mine


Scoring Position



No Score



Score



Partially or Completely Scores

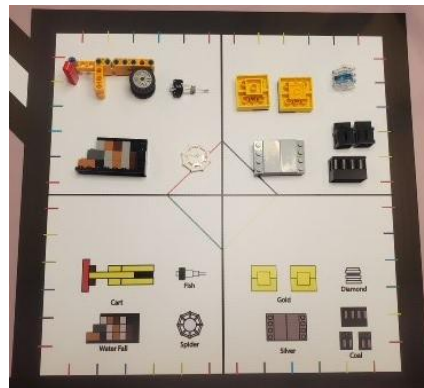
Score

30 Points

Go Fishing

Starting


The clear Fish Mission Object will be found in the Safe Zone.




Scoring



No Score



Partially or Completely Scores
Score



Score


20 Points

Tight Squeeze

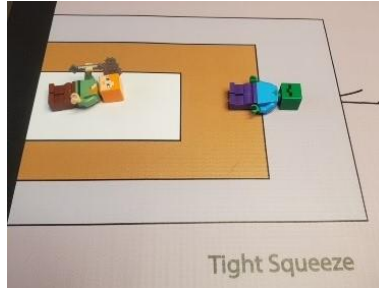
Starting

The Team is responsible to bring their own Minifigs to the Safe Zone.
There are multiple ways to score. Pictured scores are not the scoring position.
Each Minifig scores separately
Partially or Completely Scores
Scores are based on the color of the Tight Squeeze Target Area for which the minifig is resting.

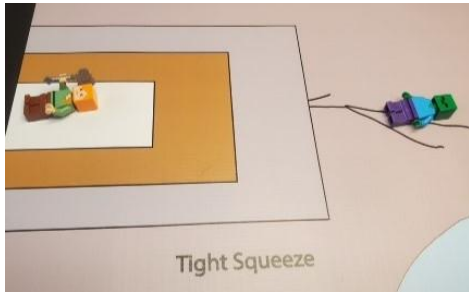
Scoring



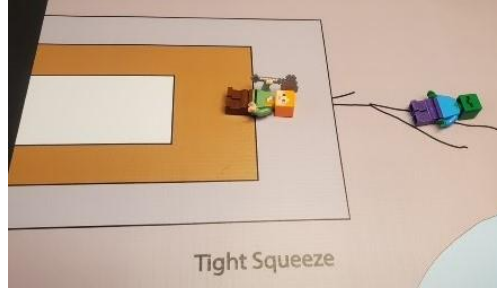
Complete/Complete Scores




Complete/Partial Scores



Complete/ No Score



Partial/ No Score



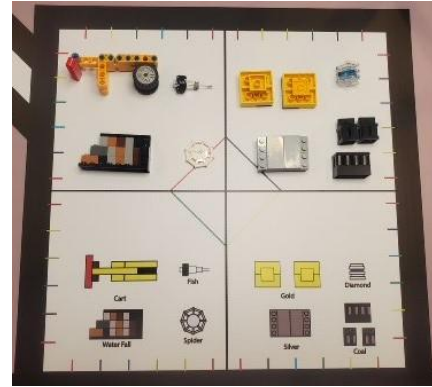
Complete/
Complete Scores

Maximum Points 90

Gold Mine

Starting

2 Gold (Yellow) Mission Objects will be found in the Safe Zone.



Scoring

To help the Referee Score the Gold Mission Objects, the entire area under the Quad Platform, including Black Lines scores.


The area on top of the Quad Platform scores as well.

Partially or Completely scores.

Each square scores separately.



Partially/ No Score 25 Points



Completely/ Completely 50 Points






Must follow "Scoring on the Quad Platform, Drive Source" document
Position the Gold Mission Objects on top of the Quad Platform **40 Points Each**
Position the robot on Top of the Quad Platform **90 Points**

Maximum 170 Points

Blue Quartz


Starting

The Blue Panel & 2 Cream color Panels will be randomly placed on the "L" outlines on the Mat by the referee before the Match starts.




Scoring

MOVE ONLY THE BLUE PANEL OFF THE "L" OUTLINE ON THE MAT TO SCORE




No Score



No Score

Scores
ONLY Blue Panel moved


50 Points



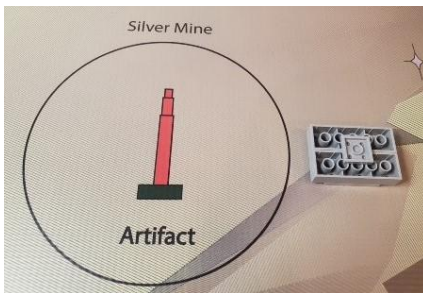
Silver Mine

Starting

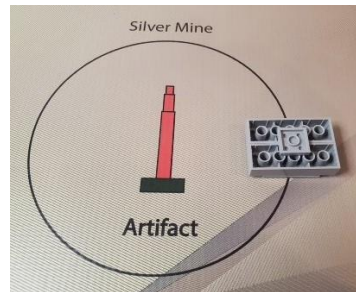
Silver Mission Object will be found in the Safe Zone.



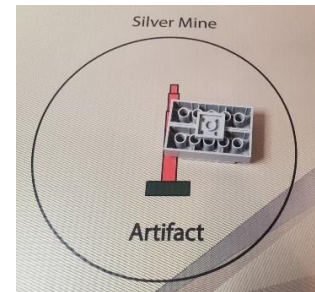
Scoring



No Score



Score



Partially or Completely Score

Score

25 Points

Clear Debris

Starting

Make sure the Roller is positioned over the Clear Debris Base as outlined on the Mat.



Scoring

Roller must roll past the Red Line
Clear Debris can NOT be destroyed



No Score



Score



Score

40 Points

Down & Dirty

Starting

The Team is responsible to bring their own Minifigs to the Safe Zone.

Scoring

There are multiple ways to score.
Each Minifig scores separately
Partially or Completely Scores



To score “under the Down & Dirty Base”, the minifig must cross the black line.



To score “on top of the Down & Dirty Base”, the minifig can NOT be touching the mat.

The minifig may hang over the side of the base to score.




Both minifigs score

Maximum Points 65

Diamond Mine


Starting

Diamond Mission Object will be found in the Safe Zone.



Scoring

Partially or Completely



Score Grey

No Score

Not in Diamond Mine Target Area




Score Brown




Score White

Maximum Oints 30



**Stalactite & Stalagmite Area
Spider & Water Fall**

Starting Spider & Water Fall Mission Objects will be found in the Safe Zone.



Scoring Partially or Completely
Place Spider on Spider Web



No Score



Score

20 Points

Place Water Fall on Black Ring



No Score
Not on Black Ring

Scores
Water Fall Mission Object on Black Ring

20 Points



Sink Hole

Start

The Sink Hole Mission Object will be positioned as pictured. The 3 Flowers will be loaded on the LEGO plate.



Scoring

Load the plate and drop the flowers on the mat

30 Points

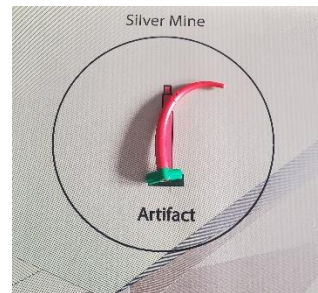


Safe Zone

Artifact

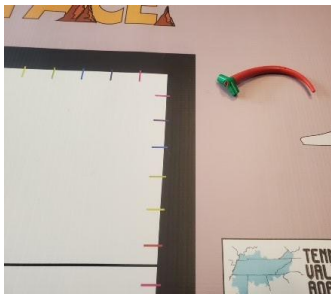
Start

The Artifact Mission Object will be in the Silver Mine




Scoring


Recover to the Safe Zone
Partially or Completely



No Score



Score




Score

30 Points

Minerals/Touch Penalties

Start


The Referee will randomly position the 5 Minerals Mission Objects




On the Minerals Mission Object outlined on the Mat.

Scoring

Recover the Minerals to the Save Zone Partially or Completely scores.



4 Minerals Score
Maximum Points 75



All 5 Minerals Score

***The Minerals are the Touch Penalty and may be taken by the Referee during the Match.
Review Generals Rules 6-4 through 6-8.***

Make sure to use this document in conjunction with other Beneath the Surface videos and documents.