


Full Spectrum Bliss

Product Name "250mg Active Cannabinoid" Intimate Oil
Product Description 60ml Intimate Oil; 0.5% active hemp extract infused in MCT (fractionated coconut oil), and Cacao Seed Butter
Lot Number 19AB045
Expiration Date January 2020
Date of Production (Batch Date) March 2019
Batch Size: 2800 units **Quantity Produced:** 2095 units

Raw Ingredients

Ingredient	Manufacturer	Lot Number
MCT Oil	Bulk Apothecary	67859
Cacao Seed Butter	Cocoa Supply	MR0-018-002
Cetearyl Alcohol	Essential Wholesale & Labs	18OH7101BS
Arginine in Water (500mg/ml)	Ecofibre Industries Operations	190228-Arginine
Peppermint Extract	Bulk Apothecary	66911
Black Pepper Extract	Bulk Apothecary	69842
Cannabinoids	Ecofibre Industries Operations	CHG-Rankin17-01
Phenoxyethanol	Essential Wholesale & Labs	270H7394PW



Jamie Paz - Quality Manager



Date



Ananda's 100% Kentucky grown hemp is planted, harvested, and dried using existing Kentucky tobacco infrastructure and knowledge. Kentucky farmers are now making the switch to farming Hemp with the passing of the 2018 Farm Bill and Ananda Hemp is right beside them providing superior genetics and support.

Manufactured By:
Ananda Professional
PO Box 648
Cynthiana, KY 41031
888-388-1119
hello@anandaprofessional.com
www.AnandaProfessional.com

These statements have not been evaluated by the Food and Drug Administration. This product is not intended to diagnose, treat, cure, or prevent any disease.

Manufactured By:
Ananda Hemp
PO Box 648
Cynthiana, KY 41031
888-388-1119
hello@anandahemp.com
www.AnandaHemp.com

Marihuana Potency Analysis by High Performance Liquid Chromatography


Testing Accreditation #: 77802

Test Certificate #: 115430-001

Client Name, Sample Details
Ananda
 Cynthiana, KY 41031
Sample: 19AB045
Type: Concentrate
Method: FE04U HPLC1100-1

Test Conditions
Prepsheet ID#: MIP190306b
Scale: XS205-MI2
Temp: 22.5 °C
Baro PE: 987.6 hPa
Analyst: JRT
Technician: JRT

Sample ID#: 115430
Harvest/Process Date: 03/06/2019
Serving Size (g): 1
Date Received: 03/06/2019
Test Date: 03/06/2019



Test Compounds	THC	THCA	CBD	CBDA	CBN	CBG*	CBC*	THCV*	CBDV*	Total Cannabinoids*	Total THC	Total CBD	Calc Max Total Cannabinoids*
Amount (%)	0.2	N/D	0.5	0.0	0.0	0.0	0.0	N/D	N/D	0.7	0.2	0.5	0.7
Amount (mg/g)	1.6	N/D	4.7	0.1	0.2	0.1	0.2	N/D	N/D	6.9	1.6	4.8	6.9
Amount per Serving (mg)	1.6	N/D	4.7	0.1	0.2	0.1	0.2	N/D	N/D	6.9	Serving Size~ (g):		1.0
LOQ (mg/g)	0.1	0.1	0.1	0.1	0.1	0.1	0.1	0.1	0.1		%Decarb.	THC	CBD
±%RPD	7.8	11.0	4.4	0.5	1.5	9.6	15.9	7.3	1.1			100%	98

1 serving = 1 g (declared)

LOQ = Limit of Quantitation; %RPD = Relative Percent Deviation; %RSD = Relative Standard Deviation; N/D = Not Detected

*Designates values that are not currently included in the accredited scope of Iron Laboratories Michigan.

*** Designates tests that use the method FE-45.

Total THC and CBD is the calculated sum of THC or CBD and the amount of THC or CBD derived from THCA or CBDA, respectively. These values are calculated by applying a molar correction factor of 0.877 to the THCA or the CBDA value. Calc Max Total Cannabinoids is the sum of Total THC, Total CBD, CBN, CBG, CBC, THCV, and CBDV.

%Decarb. THC and CBD refers to the percentage of THC or CBD relative to THCA or CBDA, respectively.

This certificate shall not be reproduced except in full, without written approval of Iron Laboratories, LLC.

Andreas Ruppel
 Andreas C. Ruppel, Lab Manager



Mackenzie E. Hyman
 Mackenzie E. Hyman, Quality Manager

Iron Laboratories, LLC is an ISO/IEC 17025:2005 Testing Laboratory laboratory, accredited by (PJLA) Perry Johnson Laboratory Accreditation, Certificate No. 77802

Tested by Iron Laboratories Michigan, 1825 E. West Maple Walled Lake, MI 48390

Client Name, Sample Details
Ananda
 Cynthiana, KY 41031
Sample: 19AB045
Type: Concentrate
Method: SOP FE-44-OR3

Test Conditions
Prepsheet ID#: MHS190307a
Scale: XS205-MI2
Analyst: MEH
Technician: JRT

Sample ID#: 115430
Harvest/Process Date: 03/06/2019
Serving Size (g): 1
Date Received: 03/06/2019



Compound	MRL (µg/g)	LOD (µg/g)	Status (µg/g)	Compound	MRL (µg/g)	LOD (µg/g)	Status (µg/g)
1,2-Dichloroethane	2	1	Pass/<LOD	1,2-Dimethoxyethane	5,000	200	Pass/<LOD
1,4-dioxane	5,000	200	Pass/<LOD	1-Butanol	5,000	200	Pass/<LOD
1-Pentanol	5,000	200	Pass/<LOD	1-Propanol	5,000	100	Pass/<LOD
2,2-Dimethylpropane (Neopentane)	750	50	Pass/<LOD	2,2-Dimethylbutane (Hexanes)	50	50	Pass/<LOD
2,3-Dimethylbutane (Hexanes)	50	50	Pass/<LOD	2-Butanol	5,000	200	Pass/<LOD
2-Butanone (MEK)	5,000	200	Pass/<LOD	2-Ethoxyethanol	5,000	200	Pass/<LOD
2-Methylbutane (Isopentane)	750	50	Pass/<LOD	2-Methylpentane (Hexanes)	50	50	Pass/<LOD
2-Methylpropane (Isobutane)	800	50	Pass/<LOD	2-propanol (Isopropyl Alcohol)	500	50	Pass/<LOD
2-Propanone (Acetone)	750	50	Pass/<LOD	3-Methylpentane (Hexanes)	50	50	Pass/<LOD
Acetonitrile	60	50	Pass/<LOD	Benzene	1	1	Pass/<LOD
Butane	800	50	Pass/<LOD	Chloroform	2	2	Pass/<LOD
Cumene	5,000	1,000	Pass/<LOD	Cyclohexane	50	50	Pass/<LOD
Dichloromethane	125	50	Pass/<LOD	Dimethylsulfoxide (DMSO)	5,000	500	Pass/<LOD
Ethanol	1,000	500	Pass/<LOD	Ethyl acetate	400	50	Pass/<LOD
Ethyl ether	500	100	Pass/<LOD	Ethylene glycol	5,000	500	Pass/<LOD
Ethylene oxide	5	5	Pass/<LOD	Heptane	500	50	Pass/<LOD
Hexane	50	50	Pass/<LOD	Isopropyl acetate	5,000	200	Pass/<LOD
Methanol	250	200	Pass/<LOD	Naptha	400	100	Pass/<LOD
N,N-Dimethylacetamide	5,000	500	Pass/<LOD	N,N-Dimethylformamide (DMF)	5,000	500	Pass/<LOD
Pentane	750	50	Pass/<LOD	Petroleum Ether	400	100	Pass/<LOD
Propane	2,100	50	Pass/<LOD	Pyridine	5,000	200	Pass/<LOD
Sulfolane	5,000	200	Pass/<LOD	Tetrahydrofuran (THF)	5,000	200	Pass/<LOD
Toluene	150	50	Pass/<LOD	Trichloroethylene	25	6	Pass/<LOD
Xylenes*	150	50	Pass/<LOD				

Total Butanes = 0 µg/g (PASS); Total Pentanes = 0 µg/g (PASS); Total Hexanes = 0 µg/g (PASS)

* Xylenes are reported as the sum of o-xylene, m-xylene, p-xylene, and ethylbenzene
 MRL - Maximum Residue Limit; LOD - Limit of Detection

This certificate shall not be reproduced except in full, without written approval of Iron Laboratories, LLC.

Mac Hyman
 Mackenzie E. Hyman, Quality Manager



Andrea C. Ruppel
 Andrea C. Ruppel, Lab Manager

Tested by Iron Laboratories Michigan, 1825 E. West Maple Walled Lake, MI 48390

Client Name, Sample Details
Ananda
 Cynthiana, KY 41031
Sample: 19AB045
Type: Concentrate
Method: FE-52 (EN 15662 & AOAC 2007.01)
LC Instrument ID: ABI3200-MI1

Test Conditions
Prepsheet ID#: MIPS190319a
Scale: XS205-MI2
Temp: 22.8 °C
Baro PE: 979.5 hPa
Analyst: MEH
Technician: MEH

Sample ID#: 115430
Harvest/Process Date: 03/06/2019
Serving Size (g): 1
Date Received: 03/06/2019
Test Date: 03/19/2019
Valid Through: 03/18/2020



Compound	MRL (µg/g)	LOD (µg/g)	Status (µg/g)	Compound	MRL (µg/g)	LOD (µg/g)	Status (µg/g)
Aldicarb	0.400	0.130	Pass/<LOD	Abamectin****	0.500	0.130	Pass/<LOD
Acephate	0.400	0.130	Pass/<LOD	Acequinocyl	2.000	0.261	Pass/<LOD
Acetamiprid	0.200	0.130	Pass/<LOD	Azoxystrobin	0.200	0.130	Pass/<LOD
Bifenazate	0.200	0.130	Pass/<LOD	Bifenthrin	0.200	0.130	Pass/<LOD
Boscalid	0.400	0.130	Pass/<LOD	Carbaryl	0.200	0.130	Pass/<LOD
Carbofuran	0.200	0.130	Pass/<LOD	Chlorantraniliprole	0.200	0.130	Pass/<LOD
Chlorfenapyr	1.000	0.522	Pass/<LOD	Chlorpyrifos	0.200	0.130	Pass/<LOD
Clofentezine	0.200	0.130	Pass/<LOD	Cyfluthrin**	1.000	0.522	Pass/<LOD
Cypermethrin***	1.000	0.522	Pass/<LOD	Daminozide	1.000	0.522	Pass/<LOD
DDVP (Dichlorvos)	1.000	0.261	Pass/<LOD	Diazinon	0.200	0.130	Pass/<LOD
Dimethoate	0.200	0.130	Pass/<LOD	Ethoprophos	0.200	0.130	Pass/<LOD
Etofenprox	0.400	0.130	Pass/<LOD	Etoazole	0.200	0.130	Pass/<LOD
Fenoxycarb	0.200	0.130	Pass/<LOD	Fenpyroximate	0.400	0.130	Pass/<LOD
Fipronil	0.400	0.130	Pass/<LOD	Flonicamid	1.000	0.130	Pass/<LOD
Fludioxonil	0.400	0.130	Pass/<LOD	Hexythiazox	1.000	0.130	Pass/<LOD
Imazalil	0.200	0.130	Pass/<LOD	Imidacloprid	0.400	0.130	Pass/<LOD
Kresoxim Methyl	0.400	0.130	Pass/<LOD	Malathion	0.200	0.130	Pass/<LOD
Metalaxyl	0.200	0.130	Pass/<LOD	Methiocarb	0.200	0.130	Pass/<LOD
Methomyl	0.400	0.130	Pass/<LOD	Methyl Parathion	0.200	0.130	Pass/<LOD
MGK-264‡	0.200	0.130	Pass/<LOD	Myclobutanil	0.200	0.130	Pass/<LOD
Naled	0.500	0.130	Pass/<LOD	Oxamyl	1.000	0.130	Pass/<LOD
Paclobutrazol	0.400	0.130	Pass/<LOD	Permethrin†	0.200	0.130	Pass/<LOD
Phosmet	0.200	0.130	Pass/<LOD	Piperonyl Butoxide	2.000	1.982	Pass/<LOD
Prallethrin	0.200	0.130	Pass/<LOD	Propiconazole	0.400	0.130	Pass/<LOD
Propoxur	0.200	0.130	Pass/<LOD	Pyrethrins*	1.000	0.130	Pass/<LOD
Pyridaben	0.200	0.130	Pass/<LOD	Spinosad*****	0.200	0.130	Pass/<LOD
Spiromesifen	0.200	0.130	Pass/<LOD	Spirotetramat	0.200	0.130	Pass/<LOD
Spiroxamine‡	0.400	0.130	Pass/<LOD	Tebuconazole	0.400	0.130	Pass/<LOD
Fenoxycarb	0.200	0.130	Pass/<LOD	Thiamethoxam	0.200	0.130	Pass/<LOD
Trifloxystrobin	0.200	0.130	Pass/<LOD				

* Pyrethrins are reported as the sum of Jasmolin I, Cinerin I, and Pyrethrin I
 ** Cyfluthrins are reported as the sum of isomers Cyfluthrin I, II, III, and IV
 *** Cypermethrins are reported as the sum of isomers Cypermethrin I, II, III, and IV
 **** Abamectin is reported as the sum of Avermectin B1a and Avermectin B1b
 ***** Spinosad is reported as the sum of Spinosyn A and Spinosyn D
 † Permethrin and Prallethrin are reported as the sum of cis and trans isomers
 ‡ MGK-264 and Spiroximine are reported as the sum of isomers I and II
 MRL - Maximum Residue Limit; LOD - Limit of Detection

Sample was sampled and tested in accordance with the Safety Compliance Facility Information published on September 28, 2018.

This certificate shall not be reproduced except in full, without written approval of Iron Laboratories, LLC.

Mackenzie E. Hyman
 Mackenzie E. Hyman, Quality Manager



Andreas C. Ruppel
 Andreas C. Ruppel, Lab Manager

Tested by Iron Laboratories Michigan, 1825 E. West Maple Walled Lake, MI 48390

March 11, 2019

ANANDA HEMP
1961 S. Edgewater Road
Cynthiana, KY, 41031

Anresco No. 320190058.1
FINAL REPORT

Sample information

Product: Tincture Samples (Strain Name: Hemp)
Bliss, Lot No. 19AB045

Sampling Received: Received from Client.
March 05, 2019.



Analytical Results

Methods: FDA BAM - SPC, Coliforms/E. coli, Yeast/Mold
AOAC 2013.09 - Salmonella
Pour Plate Method via Aspergillus Agar - Aspergillus

Analysis Date: March 05, 2019 to March 11, 2019

<u>Samples</u>	<u>SPC</u> <i>cfu/g</i>	<u>Yeast</u> <i>cfu/g</i>	<u>Mold</u> <i>cfu/g</i>	<u>Coliforms</u> <i>cfu/g</i>	<u>E. coli</u> <i>cfu/g</i>	<u>Aspergillus</u> <i>per 1g</i>	<u>Salmonella</u> <i>per 1g</i>
Bliss Lot 19AB045	<10	<10	<10	<10	<10	Negative	Negative

Reported by:
Anresco, Inc.

Cynthia Kushi
Senior Chemist




Raquel Mendoza
Assistant Microbiologist