

Safe & Simple Magnetic Hanging System

CLIK-CLIK™

CLIK-CLIK - IT'S QUICK!

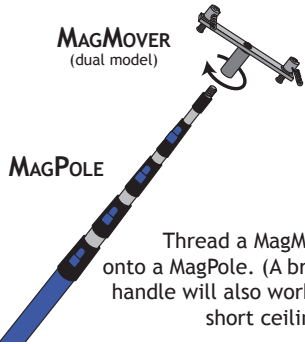
Change signs & décor in seconds — without a ladder!

step

1

MAGMOVER
(dual model)

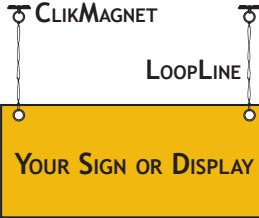
MAGPOLE



Thread a MagMover onto a MagPole. (A broom handle will also work for short ceilings).

step


2



Loop the desired length of LoopLine to your item and ClikMagnets. Just count loops to ensure level suspension every time - with no knots to tie!

step

3



Place the ClikMagnets on your MagMover.

step

4



Keeping the MagPole vertical, extend it to the ceiling. Attach one ClikMagnet to metal (T-bar or girder), then walk to the next location and repeat.

CLIK-CLIK — IT'S QUICK!

CLIKMAGNETS

Powerful neodymium magnets that 'klik' to the metal of tall industrial ceilings and most drop ceiling T-bars. No damage to ceilings. Their attached ring allows the MagMover to move them to and from metal. Safety is first. Using a MagMover attached to a MagPole or other threaded pole - keeps your feet on the ground.

Mini ClikMagnet (#93503)

Holds up to 3 lbs./1 kg — 50/bag



Regular Black (#94300)

Holds up to 5 lbs./2 kg



Regular White (#94299)

Holds up to 5 lbs./2 kg



Super Black (#95288)

Holds up to 10 lbs./4 kg



Super White (#95277)

Holds up to 10 lbs./4 kg



Round Red (#95600)

Holds up to 20 lbs./9 kg — 10/bag (also for use with FlatHat)



NOTE:

The Clik-Clík system is NOT recommended for use with S-hooks, as items may fall during takedown.

TAKE DOWN IN SECONDS:

Rotate a corkscrew on the MagMover. Insert fully into a ClikMagnet ring and pull. The corkscrew holds the ClikMagnet to safely bring down your sign or display.

See a video demo at www.Clik-Clík.com!

POLES

All poles feature standard threads to fit all MagMovers.

MagPole BLUE (#18000)

A sturdy aluminum and fiberglass extension pole with four push-button sections. Closes to 5' 8" (1.7m) for easy transport. Opens to 18' (5.5 m), allowing access to ceilings up to 22' (6.71 m) high.



MONSTER MagPole LIME (#18023) EXTRA TALL

A sturdy aluminum and fiberglass extension pole with five push-button sections. It closes to 6' 8" (2.04 m) and opens to 23' (7 m) allowing access to ceilings up to 27'(8.23m) high.



One Button Pole (#11702)

A light-weight, single push-button, aluminum and fiberglass extension pole. Extends from 4'6" to 8' (1.4 m to 2.4 m).



MAGMOVERS

Patented tools to move ClikMagnets to metal (with iron content) on ceilings, and later remove them. Their corkscrews can be rotated into position for controlled magnet removal. MagMovers fit onto a MagPole and most standard threaded poles.

Single MagMover (#94290)

For items with one attachment point



6" Dual MagMover (#10402)

For items with up to two attachment points



Multi MagMover (#10406)

For flexible items with up to eight attachment points.



Sliding MagMover 24" PRO

For use with all ClikMagnets. Slide heads to match the distance between your sign grommets. Essential for short ceilings and the FlatHat system.



NOTE:

Custom MagMover sizes available on request.

LOOPLINE

A spool of 2" (5 cm) repeating loops forming a patented line that never needs knotting. When 2 lines, with the same number of loops, are looped (not knotted) onto a sign or decoration, the display will hang level every time! LoopLine is reusable and allows for quick display changes.

LoopLine BLACK

- 25 lb. (11 kg) test
- 328'/100 m per spool (#70124)
- 82'/25 m per spool (70144)

LoopLine CLEAR

- 25 lb. (11 kg) test
- 328'/100 m per spool (#70126)
- 82'/25 m per spool (70166)

LoopLine Light WHITE

- 5 lb. (2 kg) test
- 328'/100 m per spool (#70155)

LoopLine WHITE

- 25 lb. (11 kg) test
- 328'/100 m per spool (#70123)
- 82'/25 m per spool (#70133)

LoopLine Light BLACK

- 5 lb. (2 kg) test
- 328'/100 m per spool (#70145)

LoopLine Light CLEAR

- 10 lb. (4kg) test
- 164'/50 m per spool (#70165)

LoopLine Light CLEAR

- 10 lb. (4kg) test
- 508'/155 m per spool (#70168)

Clik-Clík System Inc.

Tel: 519-752-6628/1-866-298-9684 • Fax: 519-757-0285/1-866-298-9685 • Email: info@Clik-Clík.com
www.Clik-Clík.com • 218 Hachborn Road, Brantford, Ontario, Canada N3S 7W5

Efficient Products for Balloon Professionals

TAPES, MARKEDLINE & SLIDE-N-SIZE

Enhance your creativity with the right tools.



Stretchy Balloon Tape

Item #10525

One-sided adhesive that S-T-R-E-T-C-H-E-S!
Use on small touch points.
(Hint: also try it for repairs!)
0.75" x 25' (19mm x 7.6m) roll

NOTE:

Remember the CALIFORNIA BALLOON LAWS when attaching foils.

Tapes are sticky in seconds... full bond in minutes (can not be repositioned).



Balloon Bond

Item #10630

Strong two-sided adhesive with two liners for ease of use.
Use on long matching sections.
0.8" x 90' (2cm x 27m) roll

Might need to gently remove some ink with a Q-tip and rubbing alcohol. MUST leave silver on the foil balloon.

See Clik-Clik.com for full details!

MARKEDLINE

Make perfect "string of pearl" arches every time... just tie a balloon on each pre-measured mark! Strong 50 lb. test monofilament with spacing for 11" balloons:

500 marks Item #80111
1500 marks Item #80112



SLIDE-N-SIZE Item #29505

The indispensable tool to size latex balloons at any increment from 1.5" to 36" (4 cm to 91cm). The metal ruler base can be folded for compact use (as in the top two photos), or extended for larger jobs (see bottom two photos). Pole extenders are included for use with jumbo balloons.

With a quick turn of a pole, the feet slide to create any size template. To use, inflate a balloon with air or helium, then let out gas until the balloon diameter matches the template.

The Slide-N-Size is also essential to set/confirm auto-sizer timing... and a handy caliper to check replacement balloon sizes in arches and sculptures.



Size a balloon any diameter from 1.5" to 18"!



Size two small balloons at the same time!



Size two large balloons - even different sizes!



Wow! Size balloons up to 36"!



Download full instructions at Clik-Clik.com

THE MONSTER MAGPOLE AT WORK!



Brien Sharp at a LearnBalloonDecorating.com seminar.

HANGTABS Item #10550

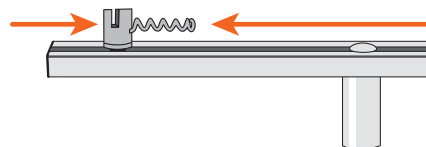
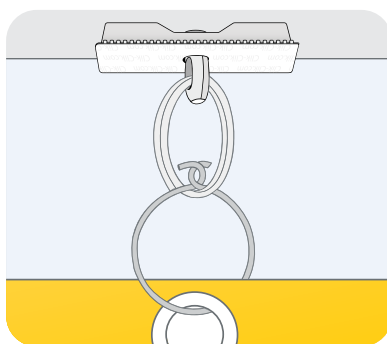
Clear, 3/4" x 6" (2 cm x 15 cm) plastic tabs with tensile strength of 60 lbs. (27 kg). Will even bond in hot or humid environments.

Note: Use one on either side of your display item, allowing the top of the HangTabs to bond together.



LOW CEILINGS? USE FLUSHMOUNT CLIPS!

FlushMount Clips connect the item to be hung to the ClikMagnets. ALWAYS choose the Sliding MagMover 24" PRO AND position the heads to the same distance apart as the connection points in the item to be hung.



Clik-Clik System Inc.

Tel: 519-752-6628/1-866-298-9684 • Fax: 519-757-0285/1-866-298-9685 • Email: info@Clik-Clik.com
www.Clik-Clik.com • 218 Hachborn Road, Brantford, Ontario, Canada N3S 7W5