


lovepop[®]

PLAY

Mask Template: Ghost

How to make:

- 1) Color the mask any way you like!
- 2) Cut out the mask using scissors along the dotted lines.
- 3) Punch 2 holes on the left and right sides of the mask.
- 4) Take a long piece of string and place it through each hole, make sure there's plenty of string after!
- 5) Tie the string in a tight knot.







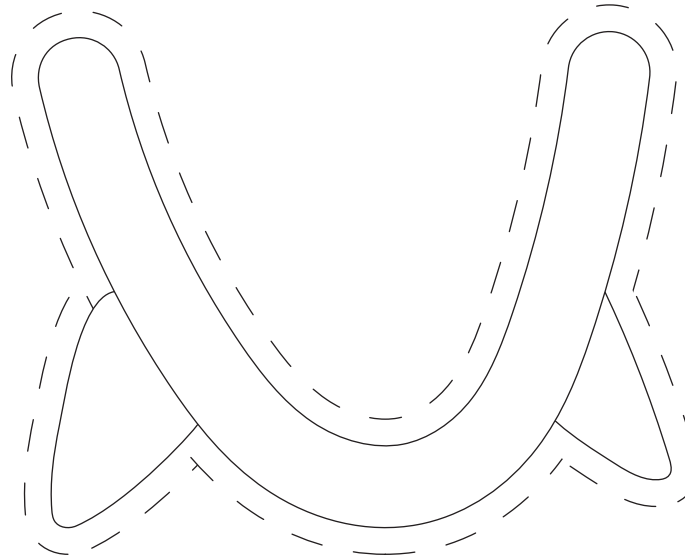
Paper Glue-Ons: Happy Bat



Example

How to Make:

- 1) Color in each piece.
- 2) Cut out each piece along the dotted lines.
- 3) Use tape or glue to attach pumpkins or anything you like!





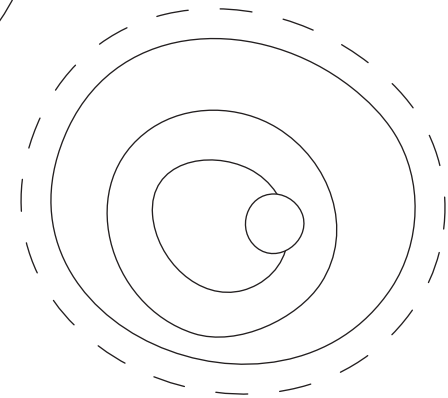
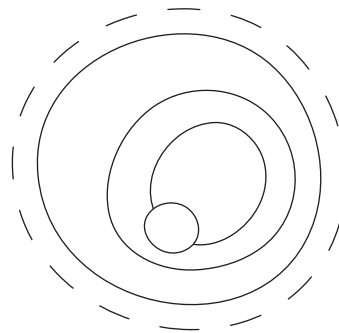
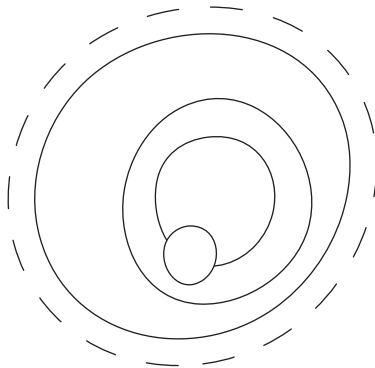
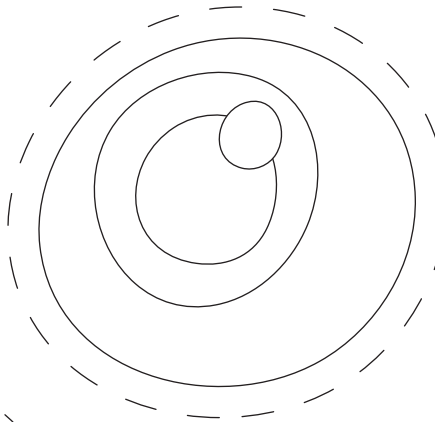

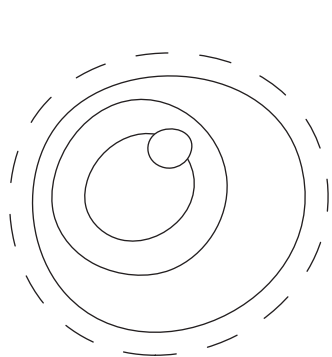
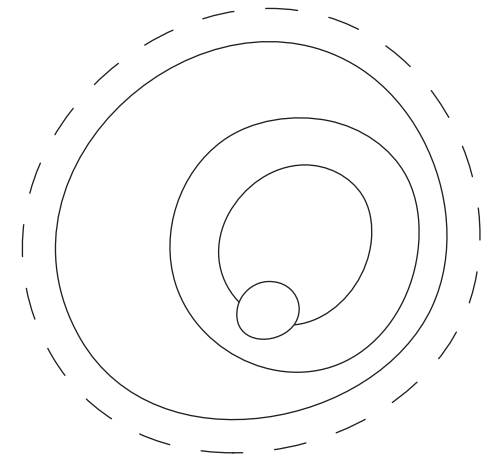
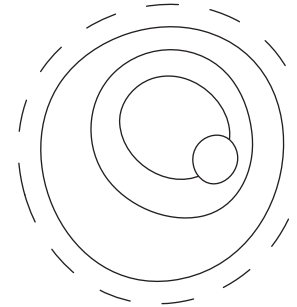
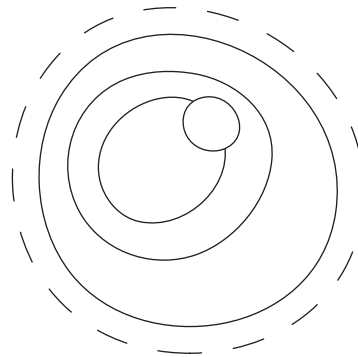
Paper Glue-Ons: Eyeballs




Example

How to Make:

- 1) Color in each piece.
- 2) Cut out each piece along the dotted lines.
- 3) Use tape or glue to attach pumpkins or anything you like!





lovepop®

PLAY


Silly Pumpkin Face Decal




Example

How to Make:

- 1) Color in each piece.
- 2) Cut out each piece along the dotted lines.
- 3) Use tape or glue to attach pumpkins or anything you like!





lovepop[®]

PLAY

Make Your Own Candy Cauldron

How to Make:

- 1) Color in each piece.
- 2) Cut out each piece along the dotted lines.
- 3) Use tape or glue to attach to bowls, buckets, or a cardboard boxes!









Example





HAPPY HALLOWEEN!



Share your masterpiece with us on social using **#LovepopPlay**. Explore more at lovepop.com/play/experience.