



LTS-16H650-S3 | 15 Feet USER GUID

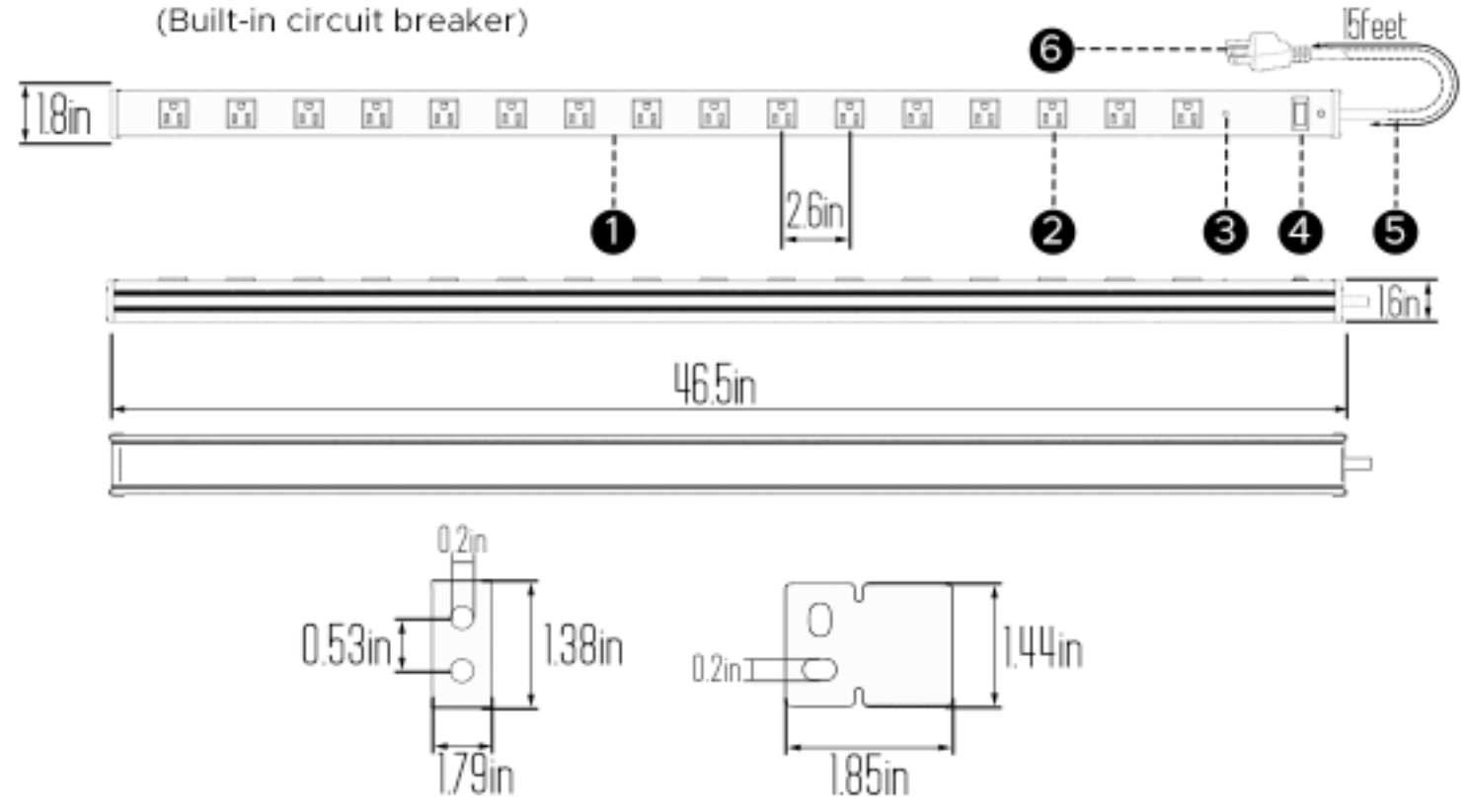
CRST 16-Outlet Wide Spaced Heavy Duty Power Strip Surge Protector



Contents

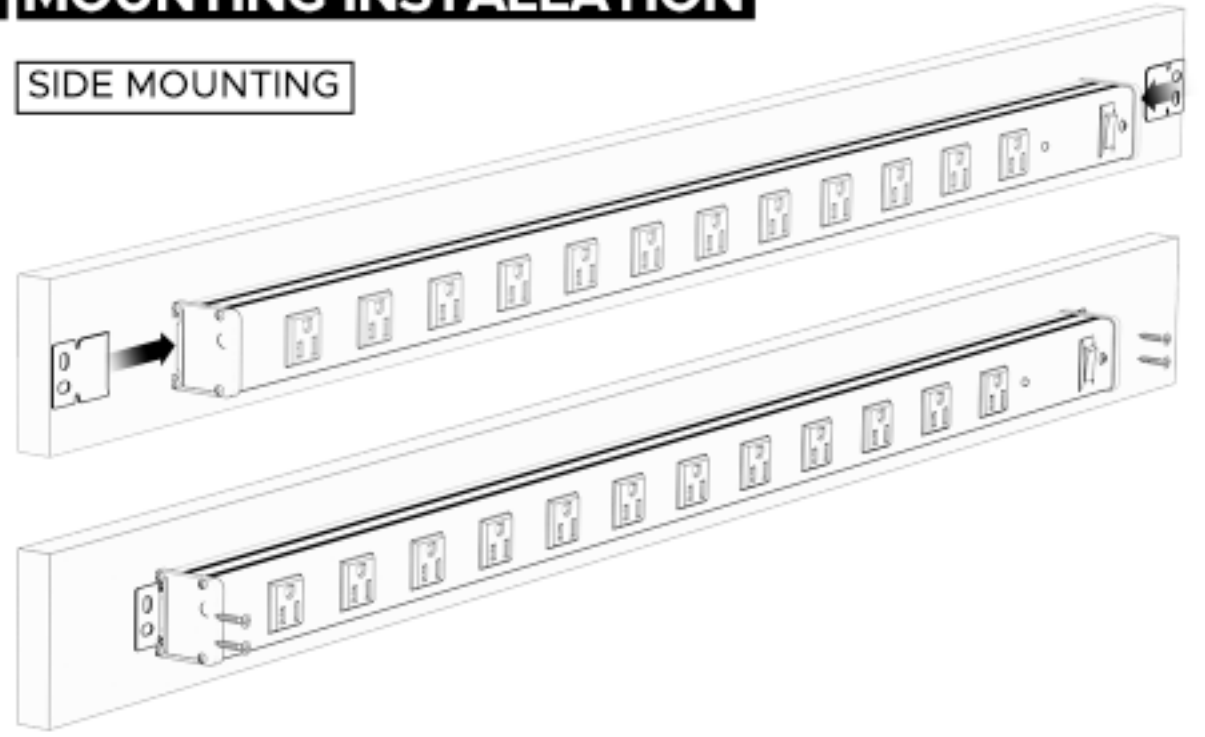
- Power Strip x1
- Side Mount Bracket x2
- Back Mount Bracket x2
- Countersink Screws x4
- Over Head Screws x4
(Use for pre-threaded holes)
- User manual x1
- Hook-and-loop cord tie x1

- 1. Metal housing
- 2. Power Outlet
- 3. LED indicator
- 4. ON/OFF Switch
(Built-in circuit breaker)
- 5. Power cord (14AWG)
- 6. Power plug (Type B)



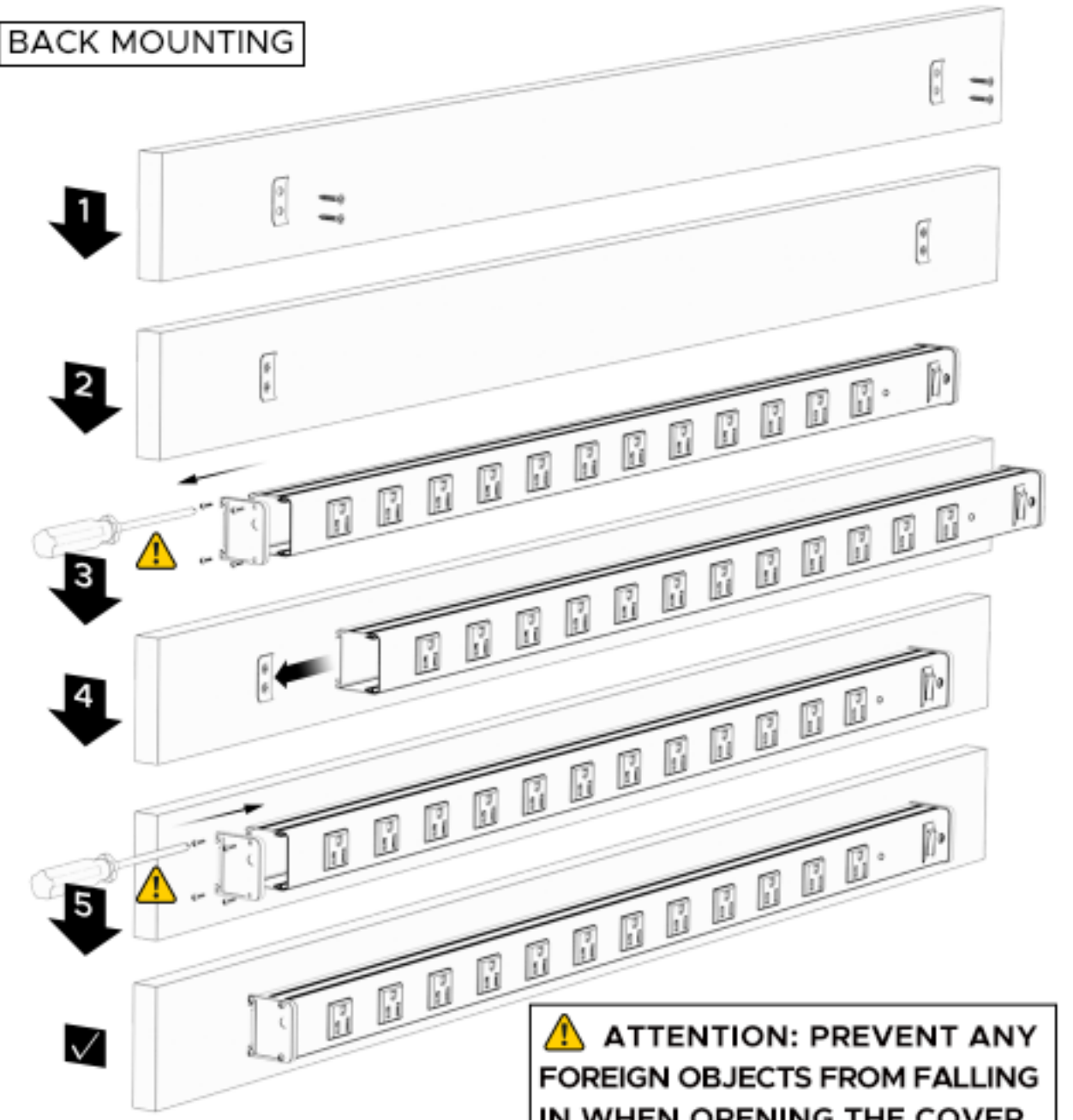
MOUNTING INSTALLATION

SIDE MOUNTING



Step 1: Slide one bracket into each end of the power strip
 Step 2: Place power strip with brackets in place on the surface that it will be mounted and use screws to secure it to the surface.

BACK MOUNTING



ATTENTION: PREVENT ANY FOREIGN OBJECTS FROM FALLING IN WHEN OPENING THE COVER.

SPECIFICATIONS

Electrical rating	125V/15A/60Hz
Maximum power output	1875W
Voltage protection rating	1800 Joules
Cord rating	14AWG (3x2.08mm ²)
Cord length	15 Feet
Overload protection	15A
Product dimensions (W x H x D):	46.5x1.77x1.57 in

CIRCUIT BREAKER The product can accommodate a total equipment load of up to 15 A (1875 W). If the load exceeds 15 A, the built-in circuit breaker will trip and the outlets will stop providing power. In such case reduce the load by unplugging some devices and again set the power switch to RESET position.

IMPORTANT SAFEGUARDS

- DO NOT USE IN WET LOCATIONS
- KEEP AWAY FROM CHILDREN
- INDOOR USE ONLY
- FULLY INSERT PLUGS INTO OUTLET TO REDUCE RISK OF FIRE
- DO NOT EXCEED ELECTRICAL RATINGS
- DO NOT CONNECT DIFFERENT EXTENSION CORDS IN SERIES.
- NOT FOR USE WITH:
 - AQUARIUMS, NEAR WATER OR ANY OTHER SOURCE OF MOISTURE.



RELOCATABLE POWER TAPS WITH SURGE PROTECTOR
 MODEL: LTS-16H650-S3
 CONFORMS TO UL STD. 1363 AND 1449
 CERTIFIED TO CSA STD. C22.2#308 AND 269.3