



**LTS-16H325 | 15 Feet USER GUID**

**CRST 16-Outlet 15 Feet Heavy Duty Power Strip**



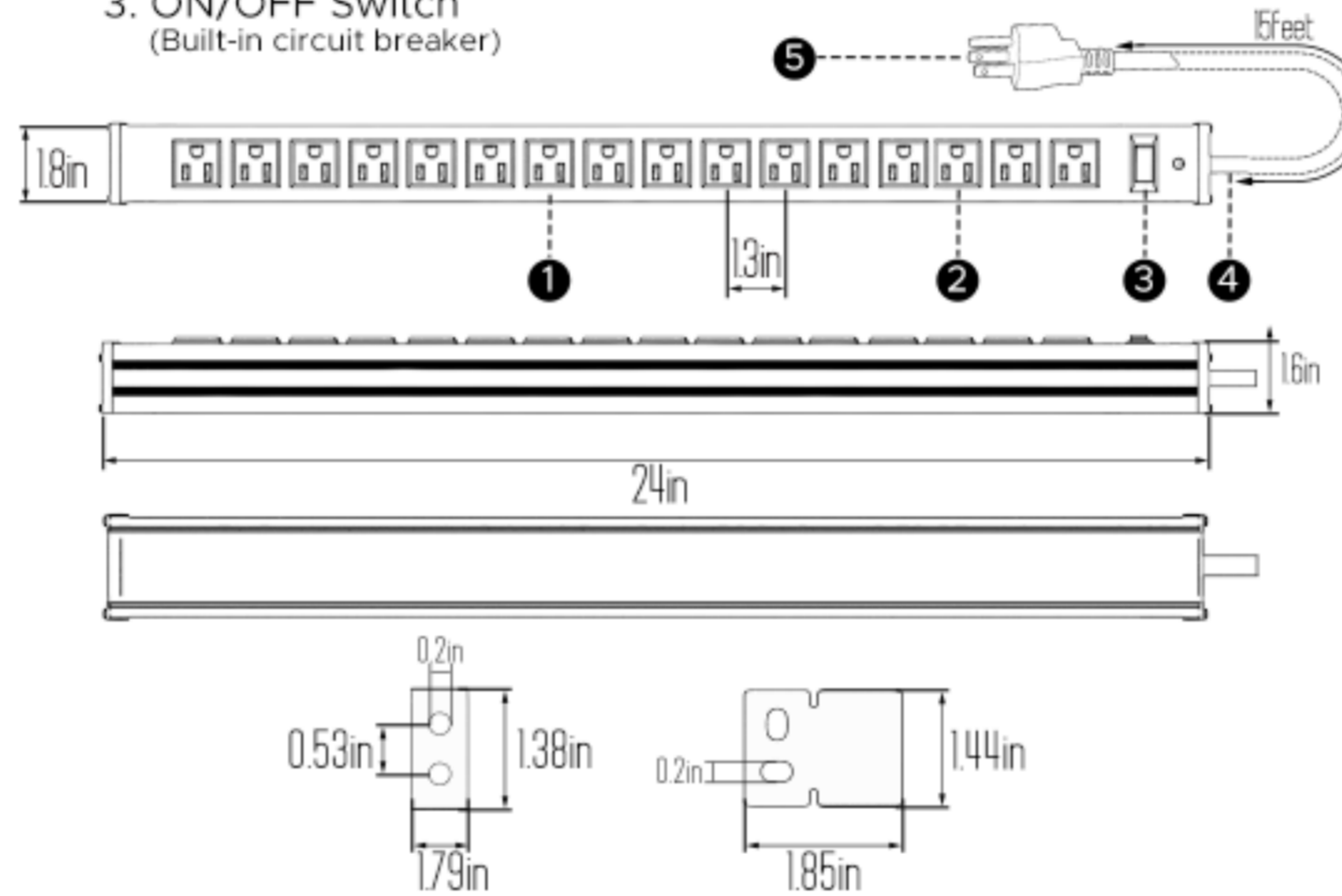
RELOCATABLE POWER TAPS WITH SURGE PROTECTOR  
MODEL: LTS-16H325

**Contents**

- Power Strip ×1
- Side Mount Bracket ×2
- Back Mount Bracket ×2
- Countersink Screws ×4
- Over Head Screws ×4  
(Use for pre-threaded holes)
- User manual ×1
- Hook-and-loop cord tie ×1

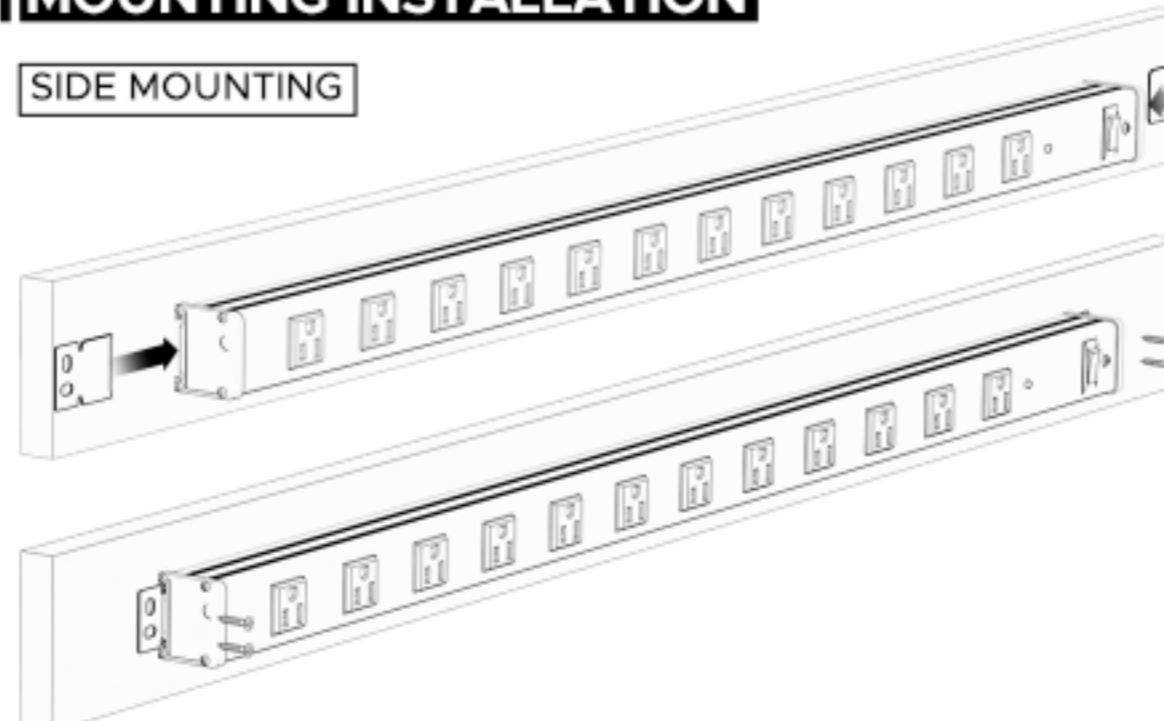
- 1. Metal housing
- 2. Power outlet
- 3. ON/OFF Switch  
(Built-in circuit breaker)

- 4. Power cord (14AWG)
- 5. Power plug (Type B)



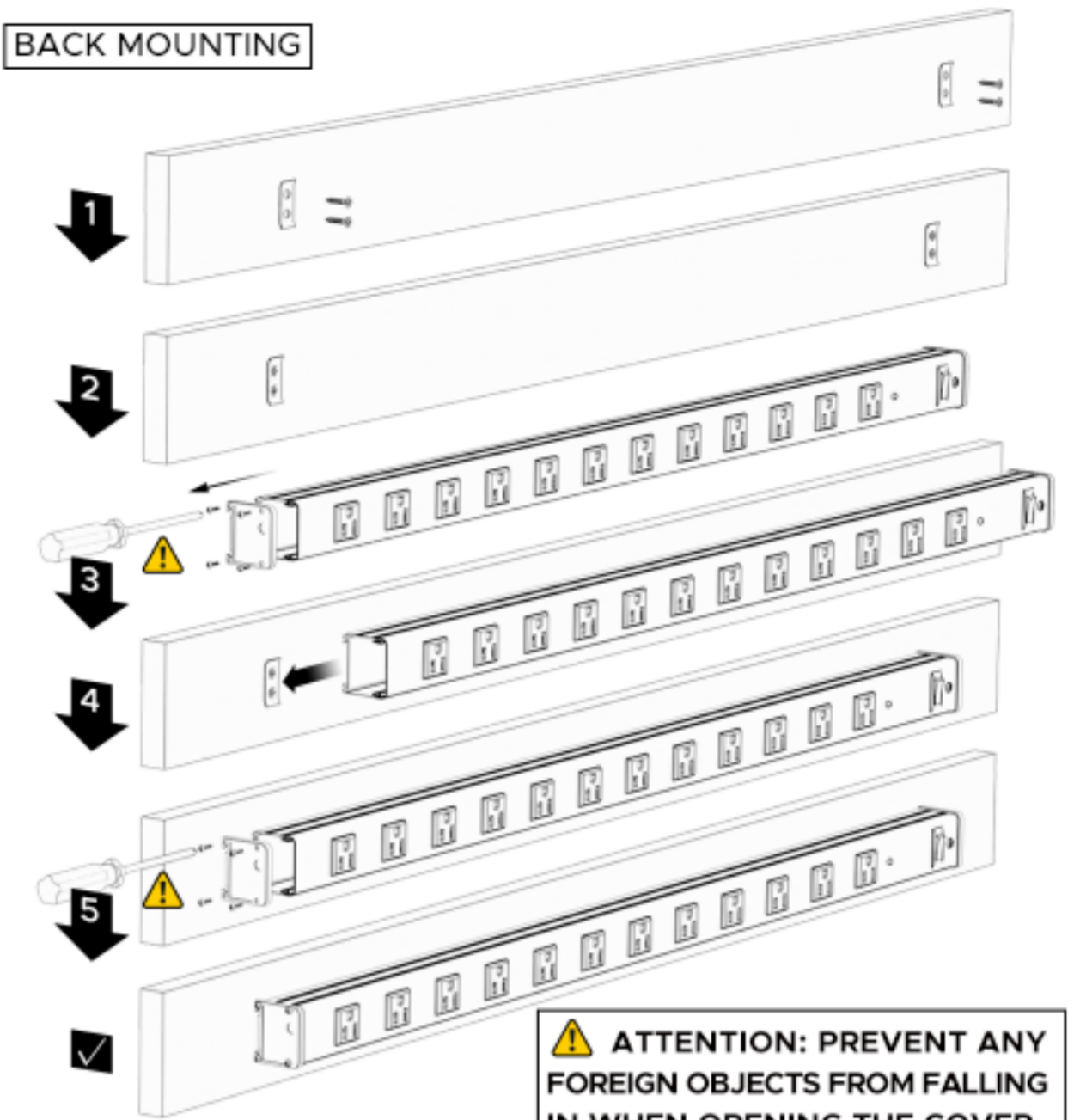
**MOUNTING INSTALLATION**

**SIDE MOUNTING**



Step 1: Slide one bracket into each end of the power strip  
Step 2: Place power strip with brackets in place on the surface that it will be mounted and use screws to secure it to the surface.

**BACK MOUNTING**



**ATTENTION: PREVENT ANY FOREIGN OBJECTS FROM FALLING IN WHEN OPENING THE COVER.**

**SPECIFICATIONS**

Electrical rating	125V/15A/60Hz
Maximum power output	1875W
Cord rating	14AWG (3×2.08mm <sup>2</sup> )
Cord length	15 Feet
Overload protection	15A
Product dimensions (W x H x D):	24×1.8×1.6 in

**CIRCUIT BREAKER** The product can accommodate a total equipment load of up to 15 A (1875 W). If the load exceeds 15 A, the built-in circuit breaker will trip and the outlets will stop providing power. In such case reduce the load by unplugging some devices and again set the power switch to RESET position.

**IMPORTANT SAFEGUARDS**

- DO NOT USE IN WET LOCATIONS
- KEEP AWAY FROM CHILDREN
- INDOOR USE ONLY
- FULLY INSERT PLUGS INTO OUTLET TO REDUCE RISK OF FIRE
- DO NOT EXCEED ELECTRICAL RATINGS
- DO NOT CONNECT DIFFERENT EXTENSION CORDS IN SERIES.
- NOT FOR USE WITH:
  - AQUARIUMS, NEAR WATER OR ANY OTHER SOURCE OF MOISTURE.