



**LTS-12H650-S3 | 6 Feet USER GUID**

**CRST 12-Outlet Wide Spaced Heavy Duty Power Strip Surge Protector**



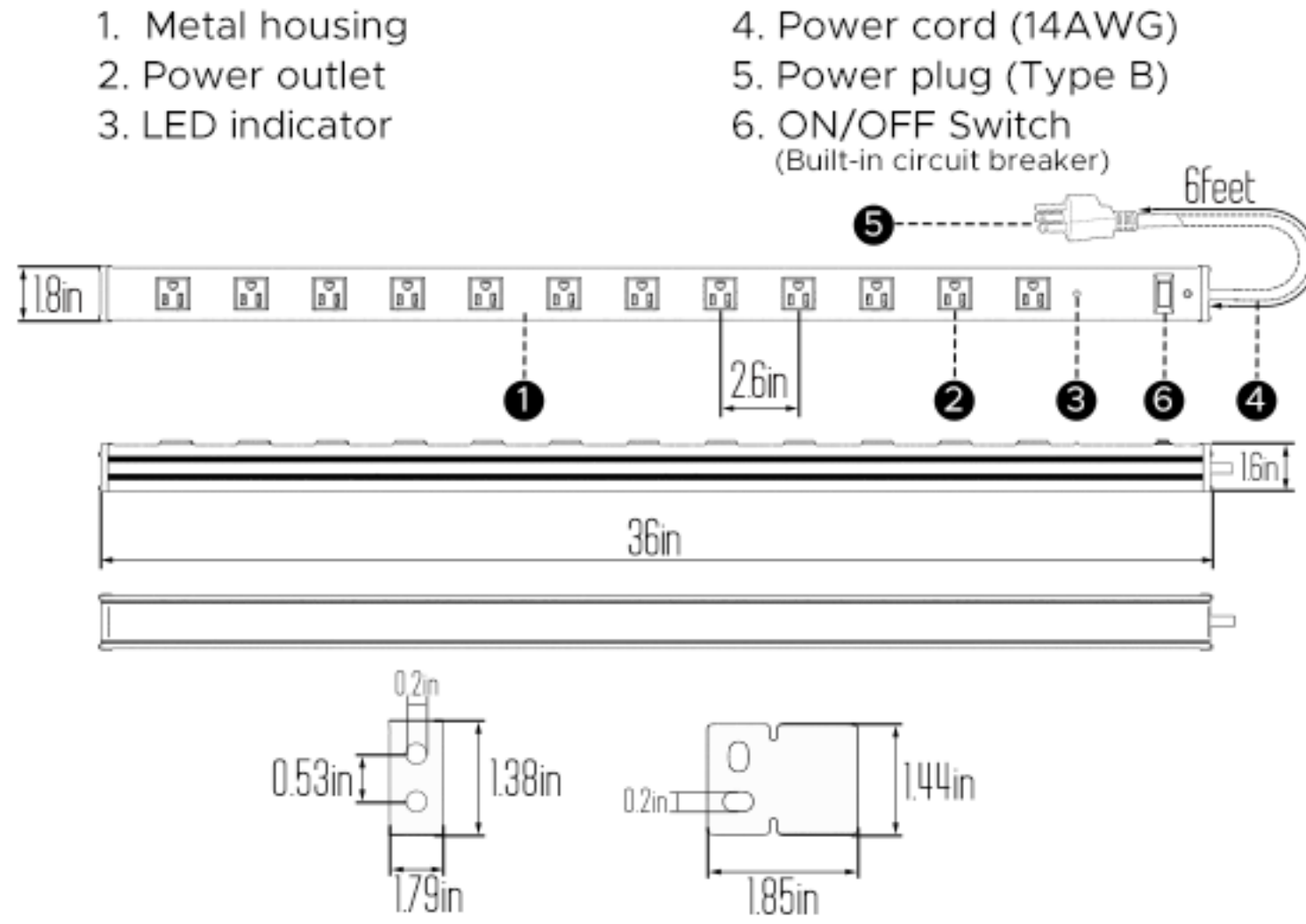
RELOCATABLE POWER TAPS WITH SURGE PROTECTOR  
MODEL: LTS-12H650-S3



CONFORMS TO UL STD. 1363 AND 1449  
CERTIFIED TO CSA STD. C22.2#308 AND 269.3

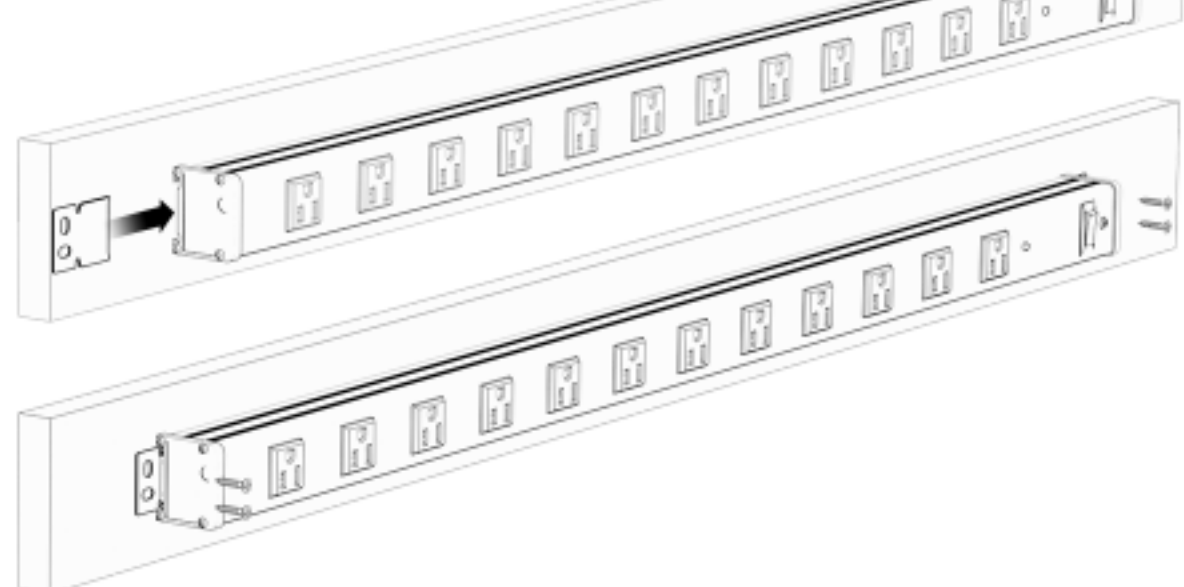
**Contents**

- Power Strip ×1
- Side Mount Bracket ×2
- Back Mount Bracket ×2
- Countersink Screws ×4
- Over Head Screws ×4  
(Use for pre-threaded holes)
- User manual ×1
- Hook-and-loop cord tie ×1



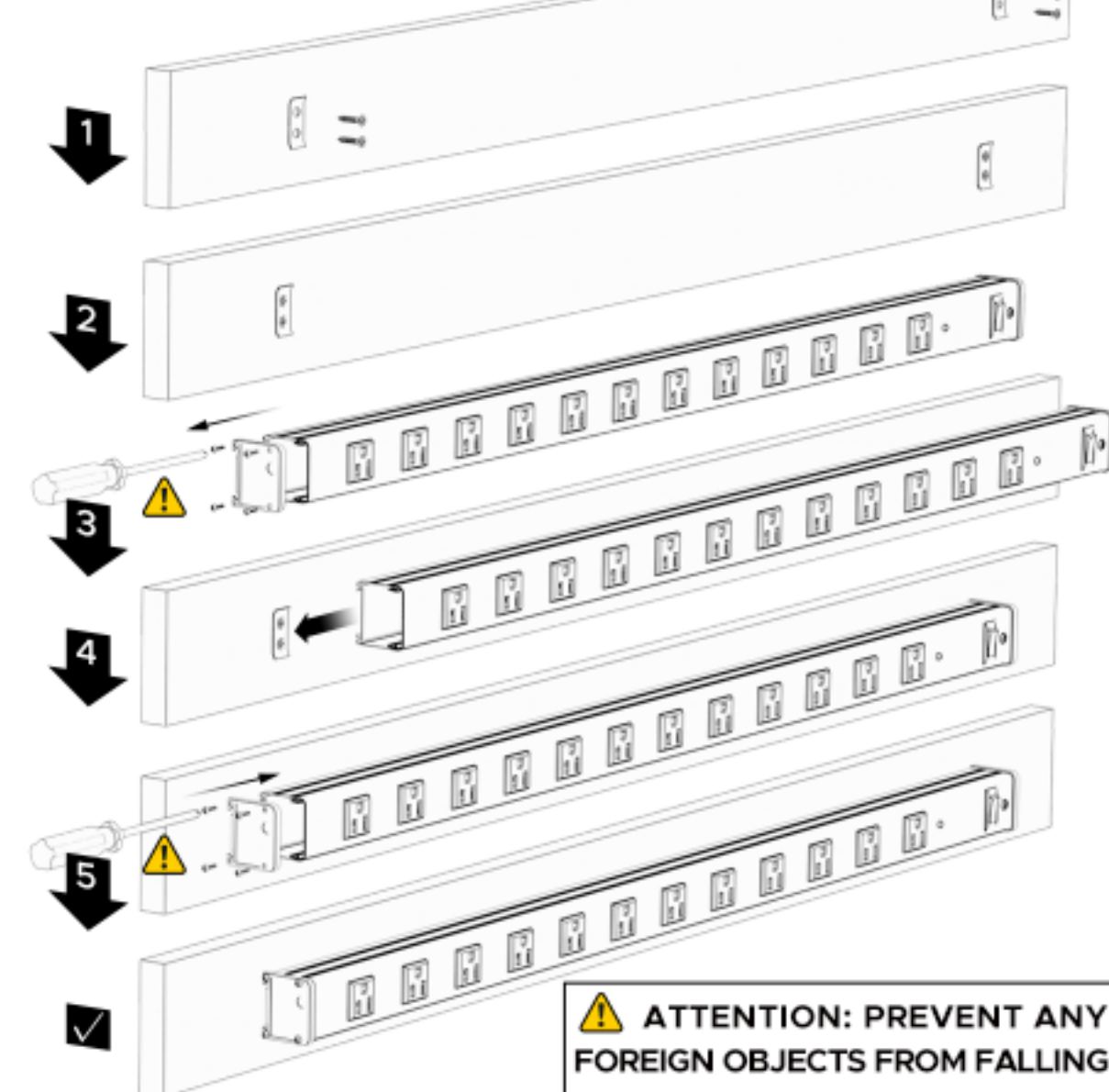
**MOUNTING INSTALLATION**

**SIDE MOUNTING**



Step 1: Slide one bracket into each end of the power strip  
Step 2: Place power strip with brackets in place on the surface that it will be mounted and use screws to secure it to the surface.

**BACK MOUNTING**



**ATTENTION: PREVENT ANY FOREIGN OBJECTS FROM FALLING IN WHEN OPENING THE COVER.**

**SPECIFICATIONS**

Electrical rating	125V/15A/60Hz
Maximum power output	1875W
Voltage protection rating	1800 Joules
Cord rating	14AWG (3×2.08mm <sup>2</sup> )
Cord length	6 Feet
Overload protection	15A
Product dimensions (W x H x D):	36×1.77×1.57 in

**CIRCUIT BREAKER** The product can accommodate a total equipment load of up to 15 A (1875 W). If the load exceeds 15 A, the built-in circuit breaker will trip and the outlets will stop providing power. In such case reduce the load by unplugging some devices and again set the power switch to RESET position.

**IMPORTANT SAFEGUARDS**

- DO NOT USE IN WET LOCATIONS
  - KEEP AWAY FROM CHILDREN
  - INDOOR USE ONLY
  - FULLY INSERT PLUGS INTO OUTLET TO REDUCE RISK OF FIRE
  - DO NOT EXCEED ELECTRICAL RATINGS
  - DO NOT CONNECT DIFFERENT EXTENSION CORDS IN SERIES.
- NOT FOR USE WITH:**
- AQUARIUMS, NEAR WATER OR ANY OTHER SOURCE OF MOISTURE.