











LTS-12H325 | 15 Feet USER GUID

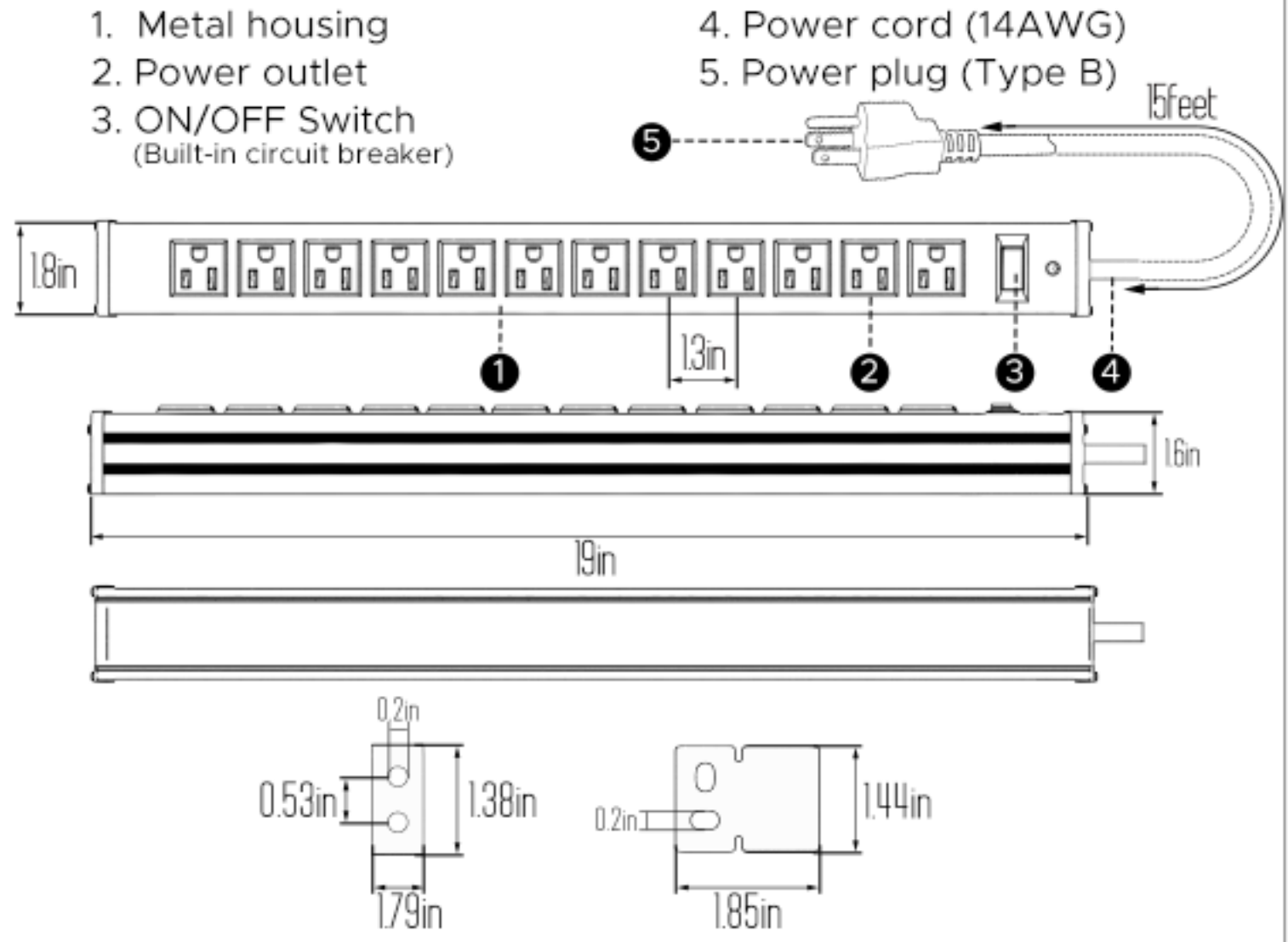
CRST 12-Outlet 15 Feet Heavy Duty Power Strip



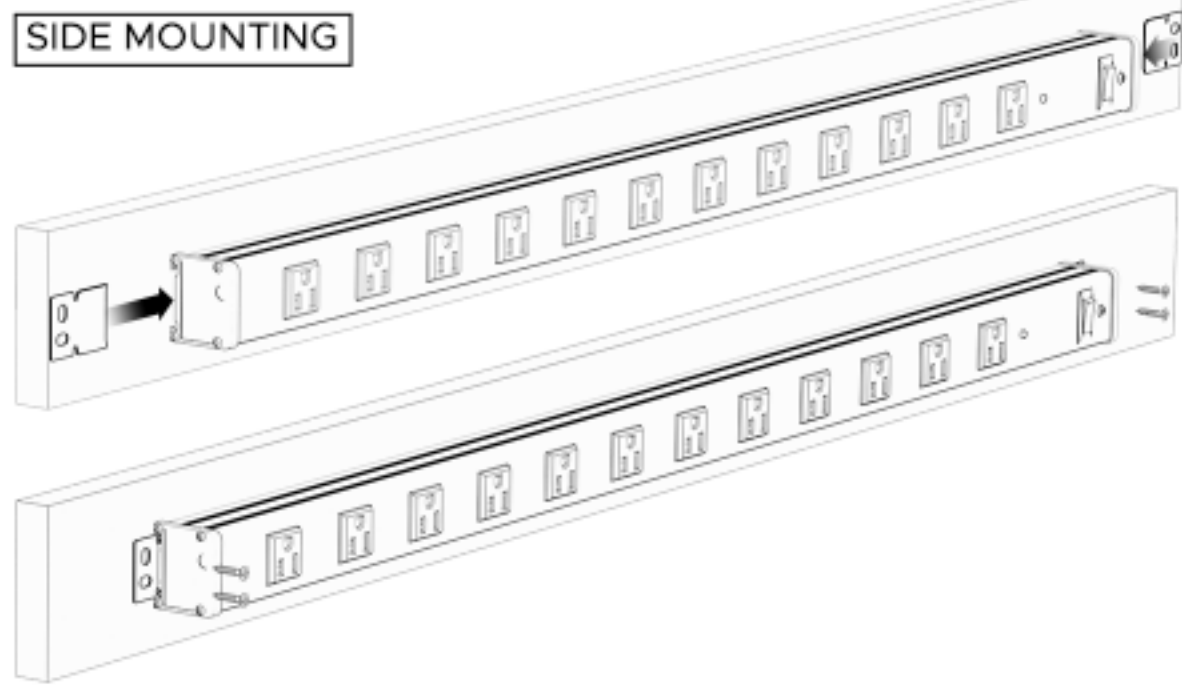
RELOCATABLE POWER TAPS WITH SURGE PROTECTOR
MODEL: LTS-12H325

Contents

-  Power Strip ×1
-  Side Mount Bracket ×2
-  Back Mount Bracket ×2
-  Countersink Screws ×4
-  Over Head Screws ×4
(Use for pre-threaded holes)
-  User manual ×1
-  Hook-and-loop cord tie ×1

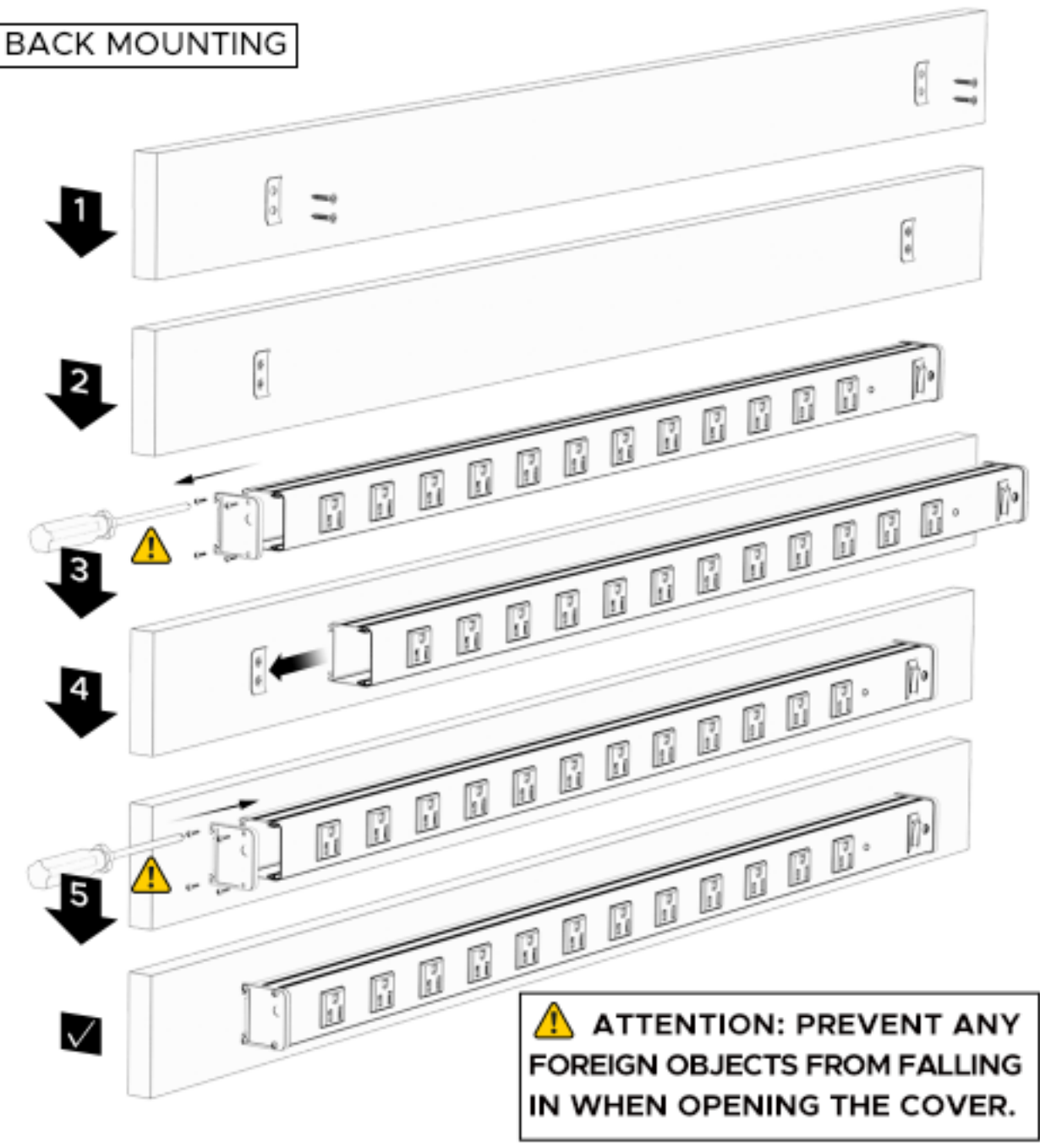


MOUNTING INSTALLATION



Step 1: Slide one bracket into each end of the power strip
Step 2: Place power strip with brackets in place on the surface that it will be mounted and use screws to secure it to the surface.

BACK MOUNTING



ATTENTION: PREVENT ANY FOREIGN OBJECTS FROM FALLING IN WHEN OPENING THE COVER.

SPECIFICATIONS

Electrical rating	125V/15A/60Hz
Maximum power output	1875W
Cord rating	14AWG (3×2.08mm ²)
Cord length	15 Feet
Overload protection	15A
Product dimensions (W x H x D):	19×1.8×1.6 in

CIRCUIT BREAKER The product can accommodate a total equipment load of up to 15 A (1875 W). If the load exceeds 15 A, the built-in circuit breaker will trip and the outlets will stop providing power. In such case reduce the load by unplugging some devices and again set the power switch to RESET position.

IMPORTANT SAFEGUARDS

- DO NOT USE IN WET LOCATIONS
 - KEEP AWAY FROM CHILDREN
 - INDOOR USE ONLY
 - FULLY INSERT PLUGS INTO OUTLET TO REDUCE RISK OF FIRE
 - DO NOT EXCEED ELECTRICAL RATINGS
 - DO NOT CONNECT DIFFERENT EXTENSION CORDS IN SERIES.
- NOT FOR USE WITH:**
- AQUARIUMS, NEAR WATER OR ANY OTHER SOURCE OF MOISTURE.