
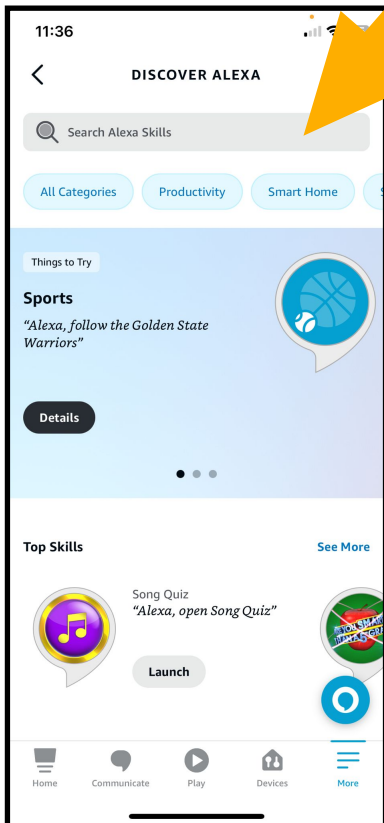
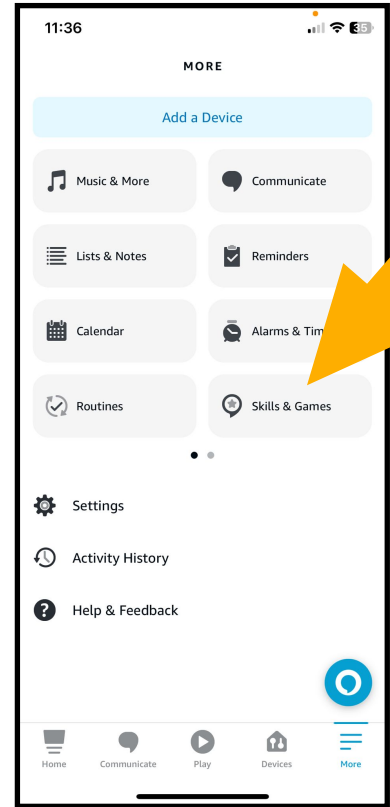


Cubtale Alexa Skill Setup Guide

To enable Cubtale Alexa Skill, please follow these simple steps:

1) Open the Alexa App on your mobile phone and navigate to the "Skills & Games" section in the "More" tab.



2) In the search bar, type "Cubtale" and press enter. When the Cubtale app appears in the search results, click on it.

3) Once you're on the Cubtale Alexa Skill page, locate the "Settings" option. Within the skill settings page, you'll find a button labeled "Link Account." Click on this button to initiate the setup process. It will open the Cubtale App to complete your setup.

