



Ultimate

WOODHEATERS & GAS LOG FIRES



ultimatefires.com.au

SUPREME SERIES



ULTIMATE SUPREME 25

Enjoy the atmosphere of a crackling log fire with the Ultimate Supreme 25. This superb freestanding woodheater is designed for the larger home, so your whole family will enjoy the warmth it generates.

It features the largest viewing area, a three speed fan and has a heating capacity rated at 160 - 280 square metres. The firebox will accommodate logs up to 550mm in length, and as with all Ultimate woodheaters, it has a 10 year warranty on the firebox.

FACTORY DIRECT PRICE

AVAILABLE FINISHES



CHAMPAGNE



MARCASITE

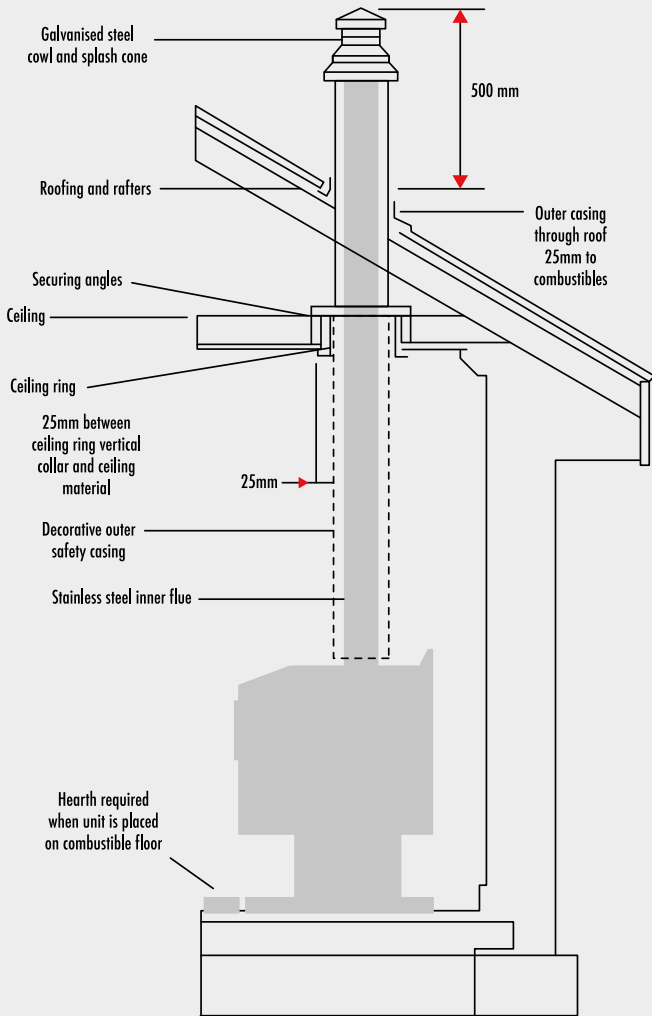


COACHWOOD



GUNMETAL

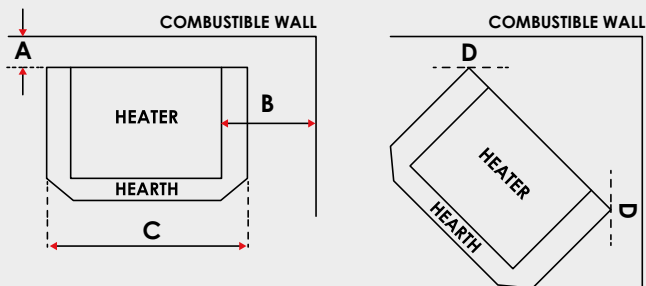
TYPICAL INSTALLATION



HEATER DIMENSIONS

HEIGHT	DEPTH	WIDTH	WEIGHT	CENTRE OF FLUE TO REAR OF UNIT
850mm	590mm	800mm	185kg	240mm

ULTIMATE FREESTANDING RADIANT AMDEL TEST REPORT



ULTIMATE SUPREME 25

SUPREME 25 A 100mm B 400mm C 940mm D 75mm

A slight reduction in performance may result through high ceilings, large glass areas, lack of insulation or drafts. Ultimate distribution reserves the right to alter specifications without notice. Photos are for illustrative purposes only. Colours may vary due to the printing process.

INSTALLATION

The Ultimate Collection has been designed for easy installation which should be performed by a qualified installer. Ultimate freestanding models can also be installed without the expense of a permanent hearth (see hearth requirements). Inbuilt models are designed to integrate with existing masonry fireplaces of standard dimensions without the need for structural modifications.

HEARTH REQUIREMENTS

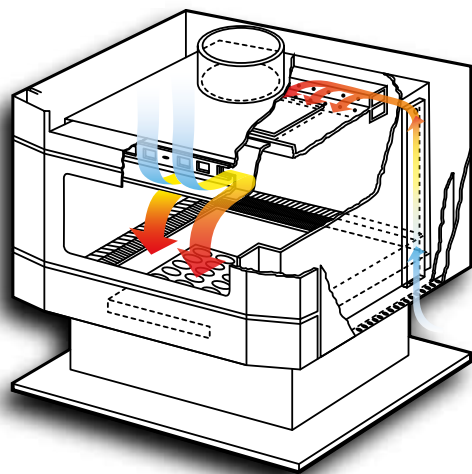
The base of the heater may form an integral part of the hearth with the addition of an extension (as illustrated) and can be constructed from heat resistant materials. It should be fixed to conform with the requirements of Australian Standard AS 2918 - 1990 Section 3.3.2.

FLUE REQUIREMENTS

The flue kit should be installed strictly in accordance with Australian Standard AS 2918 - 1990. Thermal testing of the units was carried out using a Western Valley Pty. Ltd. Valley single flue kit. Installation is not restricted to the use of the above brand of flue kit, but any flue kit used must have been tested to conform with the requirements of Australian Standard AS 2918 - 1990 with the unit.

TRIPLE BURN SYSTEM

Primary air is drawn into the firebox through the airports above the door, it washes downover the glass door into the fuel at the bottom of the firebox creating primary ignition. The combustible gases rise to the baffle plate where secondary air is injected into the firebox, igniting those gases and creating secondary combustion. Any Unburnt gases are then drawn over the ceramic glow plug where tertiary air is introduced to complete the final stage of our Triple Burn System.



Authorised Stockist