



Physical Dehumidifier Top-Z USER MANUAL


We provide satisfying consultation and services concerning your suggestions, recommendations, and concerns. To resolve issues with a malfunctioning unit, please reach out to us with your contact information along with the product's name or model number and a description of the issue.

- After reading this manual, keep it in a place easily accessible for future reference.
- Caution: Please read this manual carefully to ensure safety and a longer lifetime of the product.

www.afloia.com

service@afloia.com

Physical Dehumidifier Top-Z USER MANUAL



Dear Customers,

Thank you for purchasing this Physical Dehumidifier!

Please keep this User Manual for your reference.

This manual will guide you if you have any questions or troubleshooting problems.

Points for Attention

Before using this product, please read this user manual carefully and keep it for future reference.

Warning

1. After the product is powered on, if there is no dehumidifier stick, the indicator will flash white light. After the dehumidifier stick is put on, the indicator will turn on the green light and the heating base will start to renew the dehumidifier stick. It is a normal phenomenon that hot air flow will occur when recharge the product.
2. In order to avoid product damage, please don't cover it with a shelter, when the product is working.
3. When the product is powered on, please keep a distance of more than 10 cm from other articles to increase air convection and avoid product damage.
4. If the product is not heated or damaged, it shall be returned to the original factory for maintenance or replaced by professional technicians.
5. Do not directly immerse the product in water to avoid damage to the product or electrical leakage.

Note: Children should use the product under supervision and instruction. If you find any abnormality (such as a peculiar smell), please turn off the power as soon as possible, and contact the supplier for maintenance. Please do not repair on your own to avoid danger.

Notice

1. The absorption time of the product will be affected by the environmental humidity, as well as the discoloration speed of the silica gel in the display window.
2. After one cycle (2H) of power on reduction, the discoloration rate and color drop are normal-phenomena. If charging for one cycle (2H), the silica gel in the display window still does not change back to orange, which means that the silica gel is not completely dry, please pick up the dehumidifier stick more than 3 seconds, and put it on the base to power on and heat again to ensure that the moisture in the dehumidifier stick is completely removed.
3. In the process of delay heating of the base, if the dehumidifier stick is removed, the base will delay heating for 1 minute before stopping, which is used to release the residual heat of the base. After the time, the indicator will flash white.
4. The dehumidifier stick itself is cordless, can be directly used for dehumidification, and it does not need to be placed on the heating base all the time to be heated for use. Only when the dehumidifier stick should be renewed does it need to be placed on the heating base (power on).

Specifications

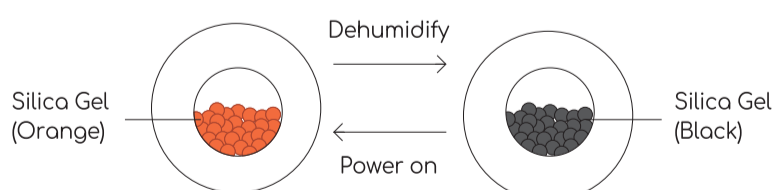
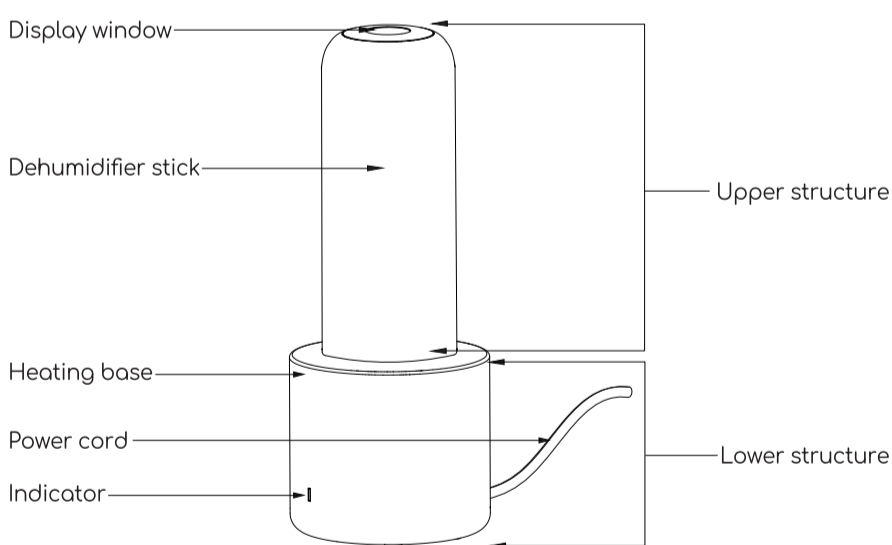
Model No.	TOP-Z
Heating Base	Dehumidifier Stick: 6.5x6.5x19cm/2.56x2.56x7.48IN Heating Base: 10.5x10.5x9.5cm/4.13x4.13x3.74IN
Rated Voltage/Frequency	AC100-120V 50/60Hz
Power	50W
Working Capacity	100mL
Net Weight	TOP-Z 1+1: 0.91kg ± 20g/32.1oz ± 0.7oz TOP-Z 2+1: 1.37kg ± 20g/48.33oz ± 0.7oz Dehumidifier Stick: 0.52kg ± 20g/18.34oz ± 0.7oz Heating Base: 0.39kg ± 20g/13.76oz ± 0.7oz
Dehumidifying Material	SiO ₂

Product Overview

Product Description

Silica gel dehumidifier is divided into the upper and lower structure design. The inner layer of the upper main structure is equipped with silica gel beads with moisture absorption function. The lower structure base is equipped with a heater PTC used to evaporate the wet silica gel beads and a blower that drives hot air. The used silica gel beads will produce powder, and the outer layer of the dehumidifier stick is covered with Nylon fabric, which effectively prevents the leakage of powder. During charging, due to the outer layer of insulation, the surface temperature of the product can be effectively reduced. The upper end of the dehumidifier stick is provided with a transparent window. The display window is equipped with variable-color silicone beads, which can intuitively distinguish the wet or dry conditions of the silicone beads. And the dehumidifier can be placed vertically or horizontally.

Components



Inquiry about Malfunction

Product parts may wear out due to heat, moisture, dust and other causes over time, which may cause malfunction of the product.

If there is any malfunction, do not use the product. Please unplug the unit and contact service@afloia.com

Warranty
For questions about our warranty or to look at our other products, please visit our website: www.afloia.com

Function Instruction

Check before power on

- A: Whether the power cord is in good condition;
- B: Whether the silica gel in the display window is orange;
- C: Whether the output voltage of the power socket is consistent with the voltage of this product.

Usage

When using for the first time, please check whether the silica gel in the display window is orange or not. If it is orange, there is no need to restore it. If it is black, please put it on the base and power it on until it is orange.

1. When the power is on, the indicator flashes white light. When the dehumidifier stick is placed on the base, the indicator always lights green.
2. When the silica gel in the display window is orange, it means that the product can start dehumidification, which can be placed in the closets, cabinets, drawers, boxes, gun safes, safes, cars, RVs, boats and other small enclosed powerless spaces to absorb moisture.
3. When silica gel in the display window is black, it means that the product has been full of moisture. Put the product on the base, after heating for two hours, the machine will automatically exit the heating mode and enter standby mode. The indicator will flash white, which means that a working cycle is completed. When silica gel in the display window changed to orange, which means that the silica gel has been completely dry. The product can be reused for dehumidification.

Notice: Due to the different use environment, if charging for one cycle (2H), the silica gel in the display window still does not change back to orange, which means that the silica gel is not completely dry, please pick up the dehumidifier stick more than 3 seconds, and put it on the base to power on and heat again to ensure that the moisture in the dehumidifier stick is completely removed.

Thank you very much for using our products. Please read the user manual carefully before use, and keep it for future reference.

STOP

**PLEASE DO NOT RETURN
THIS PRODUCT TO RETAILER**

If you are missing parts, have ANY issues when operating this product, need replacement parts or need assistance please contact:

✉ Email : service@afloia.com



Facebook messenger

24/12 LIVE CHAT SUPPORT