













Hesi SOIL Grow schedule



EN

Week		1 Growth	2 Growth	1 Bloom	2	3 Bloom	4	5 Bloom	6	7 Bloom	8
Nutrients	clone	Growth		B L O O M							
TNT Complex		25	50 ml/10 L								
Bloom Complex								50 ml/10 L			
Phosphorus Plus								25 ml/10 L			
Booster											
Root Complex		Start & stress		50 ml/10 L							
SuperVit			Regularly 1 drop per 4,5 L water for extra energy								
PowerZyme		20 ml/10 L		1-2 times a week together with the nutrients and boosters							
Boost					20 ml/10 L				20 ml/10 L accelerates flower development		
Lighting		18 hours		12 hours							

Flush with pure water

Hesi Soil Fertilisers and Boosters

Plant cultivation in a soil substrate differs from hydroponic systems in many points. Soil holds water and nutrients longer and enriches unused materials itself. That is why Hesi fertiliser is free of ballast materials and rich in organic fertiliser, so that the planting soil is barely affected.



Hesi Fertiliser for Soil



Hesi TNT Complex

NPK fertiliser for the growth period.



Hesi Bloom Complex

NPK fertiliser for the flowering phase.



Hesi Phosphorus Plus

PK fertiliser and to boost flowering.

Watering and fertilising frequencies:

Water only as frequently as your plants really need it. The need of water and therefore of fertiliser depends on the size of the pots and sort and size of the plants.

Add fertiliser 1-2 times per week.

Hesi Boosters



Hesi Root Complex Plant starter and elixir for plants under stress.

For young plants:

1-2 times a week until the plants grow well.

In case of stress: 1-2 times.



Hesi PowerZyme - Enzyme extract for a clean and oxygen-rich plant medium.

Use 1-2 times a week.



Hesi SuperVit concentrated mix of vitamins and amino acids.

Apply regularly.



Hesi Boost activates flowering and plant fruit ripening.

Apply once at the beginning of the flowering phase.

Apply 1-2 per week during blossoming.