

SCHEDA TECNICA
TECHNICAL DATA
FICHE TECHNIQUE
TECHNISCHE DATEN

W
design luciano marson



COD 3130

COD 3131

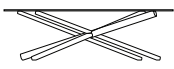
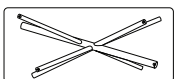
3130-3131

Noce canaletto, rovere anilina bianco e tinto termotrattato incrociano un tubo metallico formando il nodo che caratterizza la base del tavolo W; piano a scelta fra rovere, noce canaletto e termotrattato.

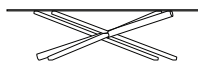
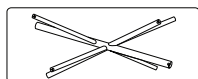
American walnut, white aniline oakwood and heat-treated oak cross a metal tube and form a knot that characterizes the basement of table W; top in oak, American walnut and heat-treated oak.

Noyer canaletto, chêne blancs et thermotraité s'entrecroisent dans un tube métallique qui forme le nœud caractéristique du piétement de la table W. Le plateau est au choix en chêne, noyer canaletto et thermotraité.

Amerikanische Nussbaum, weiße Anilin-Eiche und thermobehandelte, gebeizte Eiche durchqueren ein Metallrohr, welches einen Knoten bildet, der das Gestell des Tisches „W“ kennzeichnet; Tischplatte aus Eiche, Amerikanische Nussbaum oder thermobehandelte Eiche.



L 260



L 300

P 120

H 75

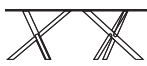
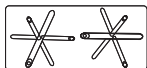
Articolo Item Article Artikel	Numero colli Nr. of packages Nr. colis Kolle Nr.	Cubaggio colli Cubic meter Meter cube Kubikmeter	Peso lordo collo kg Gross weight kg Poids brut kg Brutto-Gewicht kg	Peso netto collo kg Net weight kg Poids net kg Netto-Gewicht kg
W 3130 260x120 legno	2	2,70	179	154
W 3131 300x120 legno	2	2,80	192	165

SCHEDA TECNICA
TECHNICAL DATA
FICHE TECHNIQUE
TECHNISCHE DATEN

W
design luciano marson

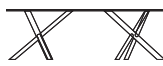
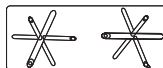


COD 3140



L 220

COD 3141

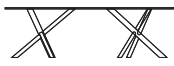
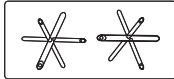


L 250

P 100

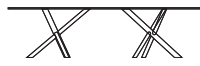
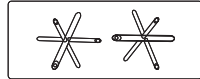
H 75

COD 3142



L 260

COD 3143



L 300

P 120

H 75

3140 - 3141 - 3142 - 3143

Noce canaletto e rovere intersecano un tubo metallico formando il nodo che caratterizza la base del tavolo W; piano a scelta fra cristallo, rovere, noce canaletto e termotrattato.

American Walnut and oakwood intersect a metal tube and form a knot that characterizes the basement of table W; top in glass, oakwood, American walnut, oakwood heat-treated.

Noyer canaletto et chêne blanchi entrecouperent un tube métallique qui forme le nœud caractéristique du piétement de la table W. Le plateau est au choix en verre, en chêne, en noyer canaletto ou en thermotraité.

Amerikanische Nussbaum und Eiche durchqueren ein Metallrohr, welches einen Knoten bildet, der das Gestell des Tisches „W“ kennzeichnet; Tischplatte aus Glas, Eiche, Amerikanische Nussbaum oder thermobehandelte Eiche.

Articolo Item Article Artikel	Numero colli Nr. of packages Nr. colis Kolli Nr.	Cubaggio colli Cubic meter Meter cube Kubikmeter	Peso lordo collo kg Gross weight kg Poids brut kg Brutto-Gewicht kg	Peso netto collo kg Net weight kg Poids net kg Netto-Gewicht kg
W 3140 220x100 legno	2	1,17	75	54
W 3140 220x100 cristallo	2	1,17	100	76
W 3141 250x100 legno	2	1,19	81	60
W 3141 250x100 cristallo	2	1,19	109	85
W 3142 260x120 legno	2	1,23	93	72
W 3142 260x120 cristallo	2	1,23	128	104
W 3143 300x120 legno	2	1,26	105	82
W 3143 300x120 cristallo	2	1,26	144	118