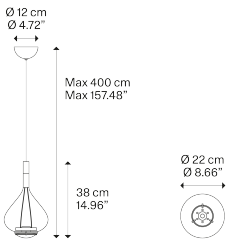












Sky-Fall, Design by Studio Italia Design

Model Sky-Fall medium

In Sky-Fall, the traditional glass processing techniques embrace the most advanced LED technologies. The shape of Sky-Fall captures the imagination in its reminiscence of ancient decanters in precious blown glass. Its function amazes thanks to the innovative double 10 W LED source that diffuses direct and indirect light. Available in two sizes and in three finishes, three finishes, and now also in a 3000K light colour temperature version, Sky-Fall decorates both when it is on and when it is off.



Sky-Fall medium	Light source	Structure: Metal	Diffuser: Blown glass	Code 2700 K	Code 3000 K
	LED 2700 K 2 × 10 W / 1815 lm 350 mA CRI 95 MacAdam 3–Step	 Chrome	 Clear	14822 0027	14822 0030
	<div>or</div> LED 3000 K 2 × 10 W / 1870 lm 350 mA CRI 95 MacAdam 3–Step	 Chrome	 Chrome	14822 4027	14822 4030
		 Chrome	 Glossy Smoke	14822 4327	14822 4330
		 Chrome	 Glossy Bronze	14822 4627	14822 4630
		 Chrome	 Rose Gold	14822 5527	14822 5530
LED and driver included					

Net weight: 1.65 kg

Parcels: 2



IP20

Energy Saving

Dim Triac



Energy efficiency class

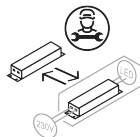
E

Ecodesign Regulation

The LED-only light source contained in this fixture must only be replaced by the manufacturer, its support service or similarly qualified personnel.



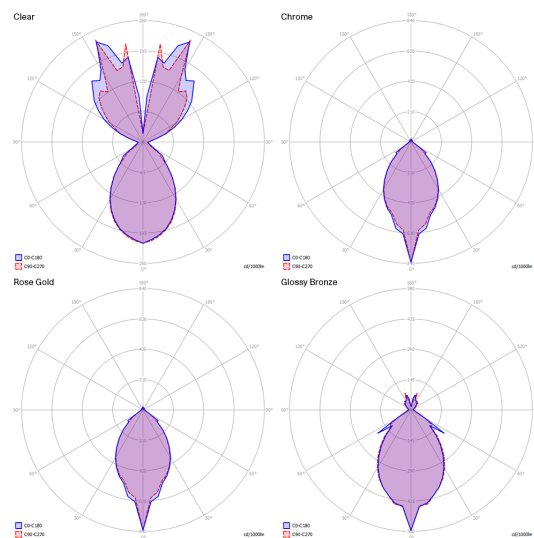
The LED driver contained in this fixture must only be replaced by the manufacturer, its support service or similarly qualified personnel.



Sky-Fall medium

LED
2700 K
2 × 10 W / 1815 lm
350 mA
CRI 95
MacAdam 3-Step

Photometric data



LED
3000 K
2 × 10 W / 1870 lm
350 mA
CRI 95
MacAdam 3-Step

Options of Sky-Fall



Sky-Fall large