

DESIGN Matteo Nunziati – 2013



Struttura. In legno massello di pioppo e faggio (stagionato “naturalmente” per almeno 3 anni) con elementi in multistrato di pioppo; giunzioni a incastro con spine cilindriche. Il molleggio è garantito da cinghie elastiche in polipropilene e lattice naturale. L’imbottitura della struttura è ottenuta con lastre di poliuretano espanso indeformabile a densità differenziate (35÷70 kg/m³) esente da CFC ricoperto da ovatta poliestere e vellutino accoppiato.

Cuscini. Cuscini di schienale in piuma canalizzata.

Base. Supporti in acciaio cromato.

Rivestimento. Disponibile in tessuto e pelle; sfoderabile solo nella versione in tessuto.

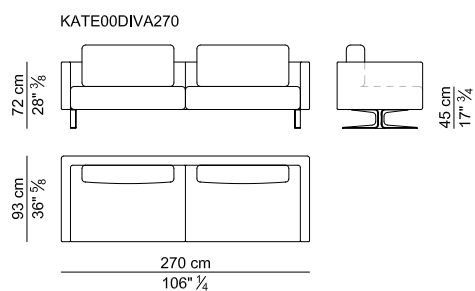
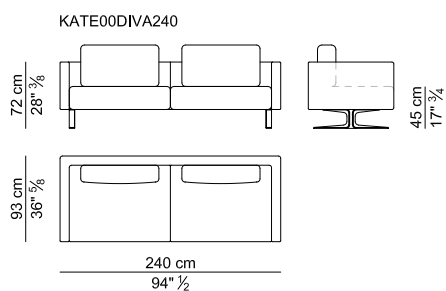
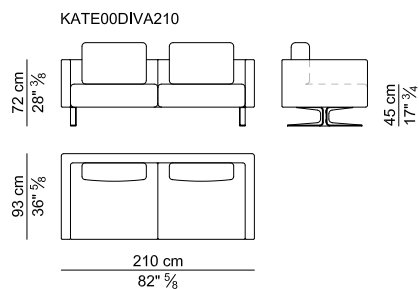
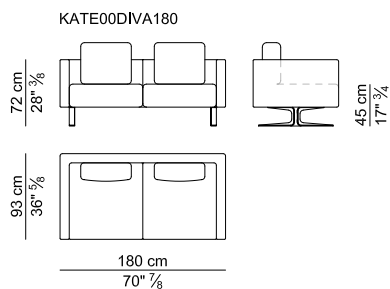
Frame. In solid poplar or beech heartwood (“naturally” seasoned for at least 3 years) with connecting elements in poplar plywood; dap joints with cylindrical dowels. The webbing is secured by elastic polypropylene and natural latex belts. The framework is upholstered with contoured sheets of resilient, CFC-free polyurethane foam (with density of 35÷70 kg/m³) covered by polyester wadding and bonded plush.

Cushions. The back cushions are feather-filled.

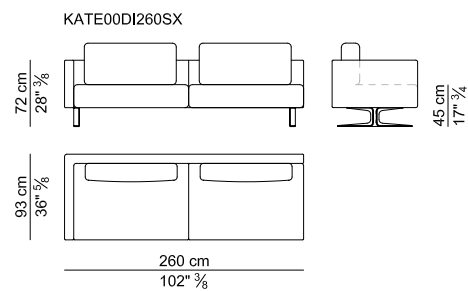
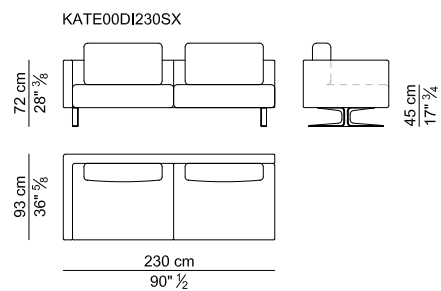
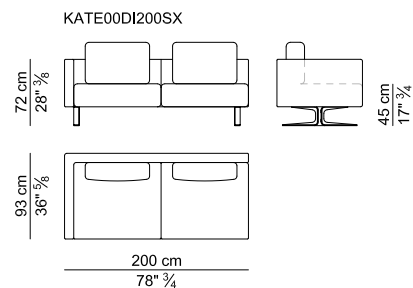
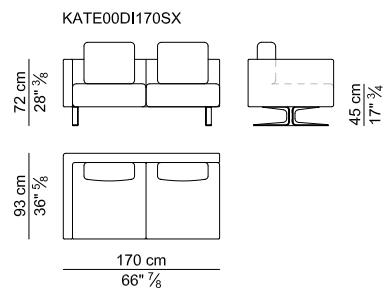
Base. Supports in chromed steel.

Covers. Available in fabric or leather; removable covers only for fabric version.

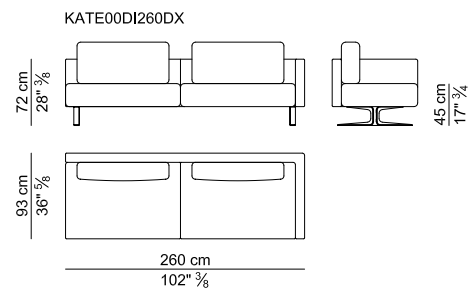
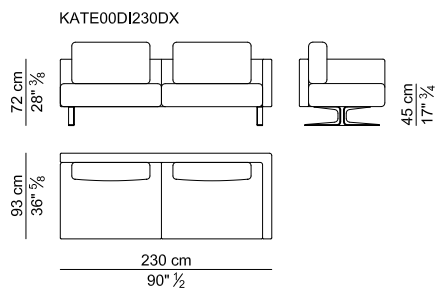
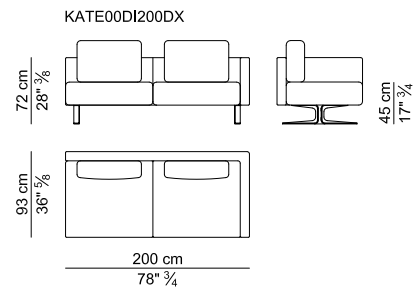
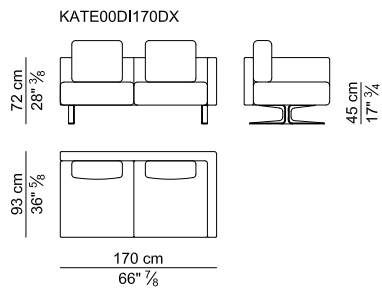
DIVANI – SOFAS



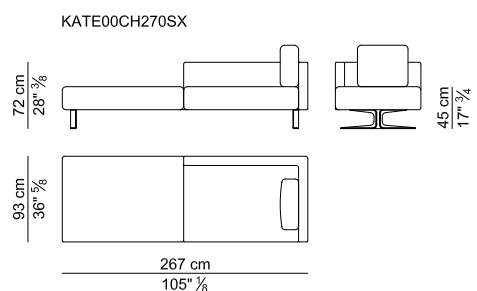
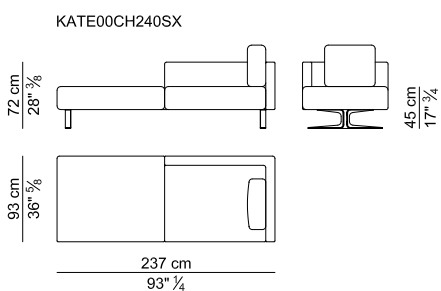
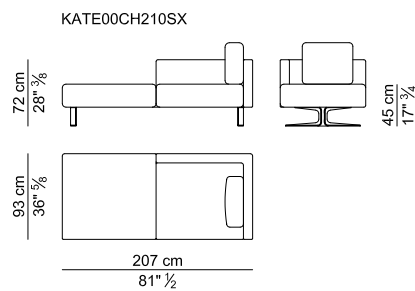
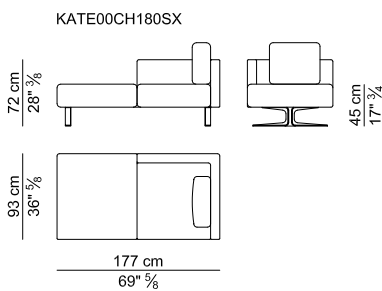
ELEMENTI SINISTRI – LEFTSIDE UNITS



ELEMENTI DESTRI – RIGHTSIDE UNITS



CHAISE LONGUES SINISTRE – LEFT CHAISE LONGUES



CHAISE LONGUES DESTRE – RIGHT CHAISE LONGUES

