



**Designer Giuseppe Bavuso, anno 2015**

La qualità dei materiali e delle finiture rendono questo modello un simbolo di perfezione “sartoriale” e di comfort. I grandi cuscini di Tailor, leggermente inclinati, offrono un appoggio confortevole ed accogliente. Le forme lineari di questo divano permettono di adattarlo a diversi ambienti, trasferendovi l’innata eleganza che lo contraddistinguono. Tailor è accessorato da un cuscino multifunzione che può servire sia da poggiatesta che da poggiareni. La struttura è in legno rivestita in gomma poliuretana e trapunta in piuma sterilizzata, mentre la base è realizzata in massello di rovere verniciato o noce con telaio interno in acciaio. I cuscini sono realizzati in gomma poliuretana e trapunta in piuma sterilizzata con uno strato di schiuma Memory.

## **Tailor Reel**

### **Divano Tailor**

Base in massello di frassino  
verniciato con telaio interno in acciaio.  
Struttura  
in legno rivestita in gomma poliuretana e

trapunta in piuma sterilizzata. Cuscino seduta in gomma poliuretana a densità differenziata e trapunta in piuma sterilizzata. Rivestimento in tessuto o pelle.

Scheda Tecnica

**Poltrona.**  
Armchair.




Art. DTL100  
L/W 100 H 82 P/D 100  
W 39,4" H 32,3" D 39,4"



nr 1 cuscino suggerito  
recommended additional cushion

**Divano. Sofa.**



Art. DTL200  
L/W 200 H 82 P/D 100  
W 78,7" H 32,3" D 39,4"

nr 2 cuscini suggeriti  
recommended additional cushions

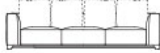
Art. DTL220  
L/W 220 H 82 P/D 100  
W 86,6" H 32,3" D 39,4"

nr 3 cuscini suggeriti  
recommended additional cushions

Art. DTL240  
L/W 240 H 82 P/D 100  
W 94,5" H 32,3" D 39,4"

nr 3 cuscini suggeriti  
recommended additional cushions

**Divano. Sofa.**



Art. DTL280  
L/W 280 H 82 P/D 100  
W 110,2" H 32,3" D 39,4"

nr 4 cuscini suggeriti  
recommended additional cushions

**Dormeuse con bracciolo destro o sinistro. Sofa with armrest, left or right.**



Art. DTLD180 DX/SX  
L/W 180 H 82 P/D 100  
W 70,9" H 32,3" D 39,4"

nr 1 cuscino suggerito  
recommended additional cushion

**Dormeuse con bracciolo destro o sinistro. Sofa with armrest, left or right.**



Art. DTLD260 DX/SX  
L/W 260 H 82 P/D 100  
W 102,4" H 32,3" D 39,4"

nr 2 cuscini suggeriti  
recommended additional cushions

Art. DTLD280 DX/SX  
L/W 280 H 82 P/D 100  
W 110,2" H 32,3" D 39,4"

nr 2 cuscini suggeriti  
recommended additional cushions

**Elemento terminale o dormeuse con bracciolo destro o sinistro. Ending element or sofa with armrest, left or right.**



Art. DTLPT260 DX/SX  
L/W 260 H 82 P/D 100  
W 102,4" H 32,3" D 39,4"

nr 2 cuscini suggeriti  
recommended additional cushions

Art. DTLPT280 DX/SX  
L/W 280 H 82 P/D 100  
W 110,2" H 32,3" D 39,4"

nr 2 cuscini suggeriti  
recommended additional cushions

**Elemento terminale destro o sinistro. Left or right ending element.**



Art. DTLT100 DX/SX  
L/W 100 H 82 P/D 100  
W 39,4" H 32,3" D 39,4"

nr 1 cuscino suggerito  
recommended additional cushion

**Elemento terminale destro o sinistro. Left or right ending element.**



Art. DTLT 180 DX/SX  
L/W 180 H 82 P/D 100  
W 70,9" H 32,3" D 39,4"

nr 2 cuscini suggeriti  
recommended additional cushions

Art. DTLT 200 DX/SX  
L/W 200 H 82 P/D 100  
W 78,7" H 32,3" D 39,4"

nr 3 cuscini suggeriti  
recommended additional cushions

Art. DTLT 220 DX/SX  
L/W 220 H 82 P/D 100  
W 86,6" H 32,3" D 39,4"

nr 3 cuscini suggeriti  
recommended additional cushions

**Elemento terminale destro o sinistro. Left or right ending element.**



Art. DTLT 260 DX/SX  
L/W 260 H 82 P/D 100  
W 102,4" H 32,3" D 39,4"

nr 4 cuscini suggeriti  
recommended additional cushions

**Elemento centrale. Central element.**



Art. DTLC100  
L/W 100 H 82 P/D 100  
W 39,4" H 32,3" D 39,4"

nr 1 cuscino suggerito  
recommended additional cushion



Art. DTLC200  
L/W 200 H 82 P/D 100  
W 78,7" H 32,3" D 39,4"

nr 3 cuscini suggeriti  
recommended additional cushions

**Elemento terminale destro o sinistro. Left or right ending element.**



Art. DTLT168 DX/SX  
L/W 168 H 82 P/D 163  
W 66,1" H 32,3" D 64,2"

nr 3 cuscini suggeriti  
recommended additional cushions

**Elemento terminale destro o sinistro. Left or right ending element.**



Art. DTLT208 DX/SX  
L/W 208 H 82 P/D 127  
W 81,9" H 32,3" D 50"

nr 2 cuscini suggeriti  
recommended additional cushions

**Chaise longue. Double lounge.**



Art. DTLD200  
L/W 200 H 82 P/D 180  
W 78,7" H 32,3" D 70,9"

nr 2 cuscini suggeriti  
recommended additional cushions

**Chaise longue con bracciolo destro o sinistro. Chaise longue with armrest, left or right.**



Art. DTLD100 DX/SX  
L/W 100 H 82 P/D 180  
W 39,4" H 32,3" D 70,9"

nr 1 cuscino suggerito  
recommended additional cushion

**Panca con schienale destro o sinistro. Bench with left or right backrest.**



Art. DTLP180 DX/SX  
L/W 180 H 82 P/D 100  
W 70,9" H 32,3" D 39,4"

nr 1 cuscino suggerito  
recommended additional cushion

Art. DTLP200 DX/SX  
L/W 200 H 82 P/D 100  
W 78,7" H 32,3" D 39,4"

nr 1 cuscino suggerito  
recommended additional cushion

**Panca con schienale destro o sinistro. Bench with left or right backrest.**



Art. DTLP240 DX/SX  
L/W 240 H 82 P/D 100  
W 94,5" H 32,3" D 39,4"

nr 2 cuscini suggeriti  
recommended additional cushions

**Elemento angolare. Corner element.**



Art. DTLA100  
L/W 100 H 82 P/D 100  
W 39,4" H 32,3" D 39,4"

nr 1 cuscino suggerito  
recommended additional cushion

**Elemento angolare destro o sinistro. Left or right corner element.**




Art. DTLA200 DX/SX  
L/W 200 H 82 P/D 100  
W 78,7" H 32,3" D 39,4"

nr 2 cuscini suggeriti  
recommended additional cushions

Art. DTLA220 DX/SX  
L/W 220 H 82 P/D 100  
W 86,6" H 32,3" D 39,4"

nr 3 cuscini suggeriti  
recommended additional cushions

**Elemento angolare destro o sinistro. Left or right corner element.**



Art. DTLA260 DX/SX  
L/W 260 H 82 P/D 100  
W 102,4" H 32,3" D 39,4"

nr 2 cuscini suggeriti  
recommended additional cushions

**Pouf. Ottoman.**



Art. PTL100  
L/W 100 H 40 P/D 100  
W 39,4" H 15,7" D 39,4"


**Tavolino di servizio. Service table.**



Art. TTL55  
L/W 55 H 50 P/D 38  
W 21,6" H 19,7" D 15"

Art. TTL70  
L/W 70 H 50 P/D 38  
W 27,6" H 19,7" D 15"

**Cuscino in piuma. Cushion filled with down.**



art. CTL45/55  
Pelle stampata  
effetto  
Intrecciato  
Printed leather  
woven effect  
cat. Luxe 423/  
424 / 425

Art. CTL45  
45x45  
17,7"x17,7"

Art. CTL55  
55x55  
21,6"x21,6"



art. CTLR55  
Art. CTLR55 con rullo / with roll  
55x55  
21,6"x21,6"