



# Green Leaf Lab®

12025 NE Marx St. Portland, OR 97220  
503-253-3511 / www.greenleflabs.com  
License#: 10029074C70

## Quality Control Testing Official Report

### 2006B41 Hydrating Balm

Sample ID: G1A0113-03

Matrix: Hemp Products

Test ID: 5009789

Source ID:

Date Sampled: 01/07/21

Date Accepted: 01/07/21



**North Slope Brands**

### Results at a Glance

Total THC : <LOQ (0.0273%) %

Total CBD : 0.7541 %



*Russell Kuhfeld*

Russell Kuhfeld  
Quality Officer - 1/11/2021

All QC samples met acceptance criteria of the method; data available upon request. These results relate only to the sample included on this report. The report may not be reproduced except in full, without the written permission of Green Leaf Lab.

This is for informational testing and is not compliance testing. Lab results apply to the sample as received.



### 2006B41 Hydrating Balm

Sample ID: G1A0113-03


Matrix: Hemp Products

Test ID: 5009789

Source ID:

Date Sampled: 01/07/21

Date Accepted: 01/07/21



North Slope Brands

### Potency Analysis

Date/Time Extracted: 01/09/21 08:42

Analysis Method/SOP: 215

Batch Identification: 2102058

Cannabinoids	LOQ (%)	mg/g	Cannabinoids Profile
Total THC	0.0273	< LOQ	<p>0.8</p> <p>0.0</p> <p>Legend:            ■ CBD 0.8            ■ CBC 0.0            Total: 0.8</p>
Total CBD	0.0285	7.541	
THCA	0.0395	< LOQ	
delta 9-THC	0.0273	< LOQ	
THCV	0.0268	< LOQ	
THCVA	0.0401	< LOQ	
CBD	0.0285	7.541	
CBDA	0.0393	< LOQ	
CBDV	0.0276	< LOQ	
CBDVA	0.0379	< LOQ	
CBN	0.0248	< LOQ	
CBG	0.0288	< LOQ	
CBGA	0.0382	< LOQ	
CBC	0.0362	0.364	

Total THC = delta 9-THC + (THCA \* 0.877)

Total CBD = CBD + (CBDA \* 0.877)

Total CBG = CBG + (CBGA \* 0.878)

LOQ=Limit of Quantification, the lowest measurable concentration of an analyte.



ISO 17025  
ACCREDITED  
LABORATORY

*Russell Kuhfeld*

Russell Kuhfeld  
Quality Officer - 1/11/2021

All QC samples met acceptance criteria of the method; data available upon request. These results relate only to the sample included on this report. The report may not be reproduced except in full, without the written permission of Green Leaf Lab.

This is for informational testing and is not compliance testing. Lab results apply to the sample as received.



### Quality Control Potency

Batch: 2102058 - 215-Products

Blank(2102058-BLK1)						
Analyte	Result	LOQ	Units	%Recovery Limits	Extracted	Analyzed
THCA	< LOQ	0.0221	%		01/09/21 08:42	01/09/21 19:33
delta 9-THC	< LOQ	0.0153	%		01/09/21 08:42	01/09/21 19:33
THCV	< LOQ	0.0150	%		01/09/21 08:42	01/09/21 19:33
THCVA	< LOQ	0.0224	%		01/09/21 08:42	01/09/21 19:33
CBD	< LOQ	0.0159	%		01/09/21 08:42	01/09/21 19:33
CBDA	< LOQ	0.0220	%		01/09/21 08:42	01/09/21 19:33
CBDV	< LOQ	0.0154	%		01/09/21 08:42	01/09/21 19:33
CBDVA	< LOQ	0.0212	%		01/09/21 08:42	01/09/21 19:33
CBN	< LOQ	0.0138	%		01/09/21 08:42	01/09/21 19:33
CBG	< LOQ	0.0161	%		01/09/21 08:42	01/09/21 19:33
CBGA	< LOQ	0.0213	%		01/09/21 08:42	01/09/21 19:33
CBC	< LOQ	0.0202	%		01/09/21 08:42	01/09/21 19:33

Reference(2102058-SRM1)						
Analyte	% Recovery	LOQ	Units	%Recovery Limits	Extracted	Analyzed
delta 9-THC	90.1	0.0132	%	80-120	01/09/21 08:42	01/09/21 19:56
CBD	97.0	0.0138	%	80-120	01/09/21 08:42	01/09/21 19:56



*Russell Kuhfeld*

Russell Kuhfeld  
Quality Officer - 1/11/2021

All QC samples met acceptance criteria of the method; data available upon request. These results relate only to the sample included on this report. The report may not be reproduced except in full, without the written permission of Green Leaf Lab.

This is for informational testing and is not compliance testing. Lab results apply to the sample as received.



### PP-2006D01

Sample ID: G0K0209-01

Matrix: Extracts & Concentrates

Test ID: 5009541

Source ID:

Date Sampled: 11/10/20

Date Accepted: 11/10/20

*North Slope Brands*

### Results at a Glance

Total THC : 2.348 %

Total CBD : 77.52 %

Pesticides : PASS

Residual Solvent Analysis : PASS



Eric Wendt  
Chief Science Officer - 11/13/2020

All QC samples met acceptance criteria of the method; data available upon request. These results relate only to the sample included on this report. The report may not be reproduced except in full, without the written permission of Green Leaf Lab.

This is for informational testing and is not compliance testing. Lab results apply to the sample as received.



### PP-2006D01

Sample ID: G0K0209-01

Matrix: Extracts & Concentrates

Test ID: 5009541

Source ID:

Date Sampled: 11/10/20

Date Accepted: 11/10/20

North Slope Brands

### Potency Analysis

Date/Time Extracted: 11/12/20 11:13

Analysis Method/SOP: 215

Batch Identification: 2046039

Cannabinoids	LOQ (%)	% by Wt.	mg/g	Cannabinoids Profile
Total THC	0.1577	2.348	23.48	
Total CBD	0.0431	77.52	775.2	
THCA	0.0607	< LOQ	< LOQ	
delta 9-THC	0.1577	2.348	23.48	
delta 8-THC	0.0934	< LOQ	< LOQ	
Exo-THC	0.0217	0.7276	7.276	
THCV	0.1052	< LOQ	< LOQ	
THCVA	0.0392	< LOQ	< LOQ	
CBD	0.0324	77.52	775.2	
CBDA	0.0431	< LOQ	< LOQ	
CBDV	0.1040	0.9610	9.61	
CBDVA	0.0341	< LOQ	< LOQ	
CBN	0.0622	< LOQ	< LOQ	
CBG	0.0164	2.739	27.39	
CBGA	0.0164	< LOQ	< LOQ	
CBC	0.0186	3.898	38.98	
<b>Total Cannabinoids</b>		<b>88.19</b>	<b>881.9</b>	

Total THC = delta 9-THC + (THCA \* 0.877)

Total CBD = CBD + (CBDA \* 0.877)

Total CBG = CBG + (CBGA \* 0.878)

LOQ=Limit of Quantification, the lowest measurable concentration of an analyte.



Eric Wendt  
Chief Science Officer - 11/13/2020

All QC samples met acceptance criteria of the method; data available upon request. These results relate only to the sample included on this report. The report may not be reproduced except in full, without the written permission of Green Leaf Lab.

This is for informational testing and is not compliance testing. Lab results apply to the sample as received.



### PP-2006D01

Sample ID: G0K0209-01

Matrix: Extracts & Concentrates

Test ID: 5009541

Source ID:

Date Sampled: 11/10/20

Date Accepted: 11/10/20

*North Slope Brands*

### Pesticide Analysis in ppm

Date/Time Extracted: 11/12/20 10:34

Analysis Method/SOP: 202

Analyte	Result	Action Level	LOD	LOQ	Units	Analyte	Result	Action Level	LOD	LOQ	Units
Abamectin	< LOQ	0.5		0.4	ppm	Acephate	< LOQ	0.4		0.06	ppm
Acequinocyl	< LOQ	2		0.4	ppm	Acetamiprid	< LOQ	0.2		0.06	ppm
Aldicarb	< LOQ	0.4		0.06	ppm	Azoxystrobin	< LOQ	0.2		0.06	ppm
Bifenazate	< LOQ	0.2		0.06	ppm	Bifenthrin	< LOQ	0.2		0.06	ppm
Boscalid	< LOQ	0.4		0.06	ppm	Carbaryl	< LOQ	0.2		0.06	ppm
Carbofuran	< LOQ	0.2		0.06	ppm	Chlorantraniliprole	< LOQ	0.2		0.06	ppm
Chlorfenapyr	< LOQ	1		0.4	ppm	Chlorpyrifos	< LOQ	0.2		0.06	ppm
Clofentezine	< LOQ	0.2		0.06	ppm	Cyfluthrin	< LOQ	1		0.06	ppm
Cypermethrin	< LOQ	1		0.4	ppm	Daminozide	< LOQ	1		0.06	ppm
DDVP (Dichlorvos)	< LOQ	1		0.06	ppm	Diazinon	< LOQ	0.2		0.06	ppm
Dimethoate	< LOQ	0.2		0.06	ppm	Ethoprophos	< LOQ	0.2		0.06	ppm
Etofenprox	< LOQ	0.4		0.06	ppm	Etoxazole	< LOQ	0.2		0.06	ppm
Fenoxycarb	< LOQ	0.2		0.06	ppm	Fenpyroximate	< LOQ	0.4		0.06	ppm
Fipronil	< LOQ	0.4		0.1	ppm	Fonicamid	< LOQ	1		0.06	ppm
Fludioxonil	< LOQ	0.4		0.06	ppm	Fludioxonil	< LOQ	0.4		0.06	ppm
Hexythiazox	< LOQ	1		0.1	ppm	Imazalil	< LOQ	0.2		0.06	ppm
Imidacloprid	< LOQ	0.4		0.06	ppm	Kresoxim-methyl	< LOQ	0.4		0.1	ppm
Malathion	< LOQ	0.2		0.06	ppm	Metalaxyl	< LOQ	0.2		0.06	ppm
Methiocarb	< LOQ	0.2		0.06	ppm	Methomyl	< LOQ	0.4		0.06	ppm
Methyl parathion	< LOQ	0.2		0.06	ppm	MGK-264	< LOQ	0.2		0.06	ppm
Myclobutanil	< LOQ	0.2		0.06	ppm	Naled	< LOQ	0.5		0.06	ppm
Oxamyl	< LOQ	1		0.06	ppm	Paclobutrazol	< LOQ	0.4		0.06	ppm
Permethrins	< LOQ	0.2		0.06	ppm	Phosmet	< LOQ	0.2		0.06	ppm
Piperonyl butoxide	< LOQ	2		0.9	ppm	Prallethrin	< LOQ	0.2		0.06	ppm
Propiconazole	< LOQ	0.4		0.06	ppm	Propoxur	< LOQ	0.2		0.06	ppm
Pyrethrins	< LOQ	1		0.06	ppm	Pyridaben	< LOQ	0.2		0.06	ppm
Spinosad	< LOQ	0.2		0.06	ppm	Spiromesifen	< LOQ	0.2		0.06	ppm
Spirotetramat	< LOQ	0.2		0.06	ppm	Spiroxamine	< LOQ	0.4		0.06	ppm
Tebuconazole	< LOQ	0.4		0.06	ppm	Thiacloprid	< LOQ	0.2		0.06	ppm
Thiamethoxam	< LOQ	0.2		0.06	ppm	Trifloxystrobin	< LOQ	0.2		0.06	ppm

ND - Compound not detected

Results above the Action Level fail state testing requirements and will be highlighted **Red**.



Eric Wendt  
Chief Science Officer - 11/13/2020

All QC samples met acceptance criteria of the method; data available upon request. These results relate only to the sample included on this report. The report may not be reproduced except in full, without the written permission of Green Leaf Lab.

This is for informational testing and is not compliance testing. Lab results apply to the sample as received.





### PP-2006D01

Sample ID: G0K0209-01

Matrix: Extracts & Concentrates

Test ID: 5009541

Source ID:

Date Sampled: 11/10/20

Date Accepted: 11/10/20

North Slope Brands

### Residual Solvents

Date/Time Extracted: 11/12/20 14:42

Analysis Method/SOP: 205

Analyte	Result	Action Level	LOD	LOQ	Units
1,4-Dioxane	< LOQ	380		50.00	ppm
2-Butanol	< LOQ	5000		1000	ppm
2-Ethoxyethanol	< LOQ	160		80.00	ppm
2-Propanol (IPA)	< LOQ	5000		1000	ppm
Acetone	< LOQ	5000		1000	ppm
Acetonitrile	< LOQ	410		50.00	ppm
Benzene	< LOQ	2		1.000	ppm
Butanes	< LOQ	5000		1000	ppm
Cumene	< LOQ	70		35.00	ppm
Cyclohexane	< LOQ	3880		50.00	ppm
Dichloromethane	< LOQ	600		50.00	ppm
Ethyl acetate	< LOQ	5000		1000	ppm
Ethyl benzene	< LOQ	2170		35.00	ppm
Ethyl ether	< LOQ	5000		1000	ppm
Ethylene glycol	< LOQ	620		310.0	ppm
Ethylene oxide	< LOQ	50		25.00	ppm
Heptane	< LOQ	5000		1000	ppm
Hexanes	< LOQ	290		50.00	ppm
Isopropyl acetate	< LOQ	5000		1000	ppm
Methanol	< LOQ	3000		1000	ppm
Pentanes	< LOQ	5000		1000	ppm
Propane	< LOQ	5000		1000	ppm
Tetrahydrofuran	< LOQ	720		50.00	ppm
Toluene	< LOQ	890		50.00	ppm
Xylenes	< LOQ	2170		50.00	ppm

<LOQ - Results below the Limit of Quantitation

Results above the Action Level fail state testing requirements and will be highlighted **Red**.



Eric Wendt  
Chief Science Officer - 11/13/2020

All QC samples met acceptance criteria of the method; data available upon request. These results relate only to the sample included on this report. The report may not be reproduced except in full, without the written permission of Green Leaf Lab.

This is for informational testing and is not compliance testing. Lab results apply to the sample as received.



### Quality Control Potency

Batch: 2046039 - 215-Concentrates

Blank(2046039-BLK2)						
Analyte	Result	LOQ	Units	%Recovery Limits	Extracted	Analyzed
THCA	< LOQ	0.0607	%		11/12/20 11:13	11/12/20 18:44
delta 9-THC	< LOQ	0.1577	%		11/12/20 11:13	11/12/20 18:44
delta 8-THC	< LOQ	0.0934	%		11/12/20 11:13	11/12/20 18:44
Exo-THC	< LOQ	0.0217	%		11/12/20 11:13	11/12/20 18:44
THCV	< LOQ	0.1052	%		11/12/20 11:13	11/12/20 18:44
THCVA	< LOQ	0.0392	%		11/12/20 11:13	11/12/20 18:44
CBD	< LOQ	0.0324	%		11/12/20 11:13	11/12/20 18:44
CBDA	< LOQ	0.0431	%		11/12/20 11:13	11/12/20 18:44
CBDV	< LOQ	0.1040	%		11/12/20 11:13	11/12/20 18:44
CBDVA	< LOQ	0.0341	%		11/12/20 11:13	11/12/20 18:44
CBN	< LOQ	0.0622	%		11/12/20 11:13	11/12/20 18:44
CBG	< LOQ	0.0164	%		11/12/20 11:13	11/12/20 18:44
CBGA	< LOQ	0.0164	%		11/12/20 11:13	11/12/20 18:44
CBC	< LOQ	0.0186	%		11/12/20 11:13	11/12/20 18:44

Reference(2046039-SRM2)						
Analyte	% Recovery	LOQ	Units	%Recovery Limits	Extracted	Analyzed
THCA	91.0	0.0278	%	80-120	11/12/20 11:13	11/12/20 19:07
delta 9-THC	92.8	0.0723	%	80-120	11/12/20 11:13	11/12/20 19:07
CBD	92.8	0.0148	%	80-120	11/12/20 11:13	11/12/20 19:07
CBDA	92.2	0.0198	%	80-120	11/12/20 11:13	11/12/20 19:07

### Pesticide Analysis

Batch: 2046038 - 202

Blank(2046038-BLK1)						
Analyte	Result	LOQ	Units	%Recovery Limits	Extracted	Analyzed
Abamectin	< LOQ	0.4	ppm		11/12/20 10:34	11/12/20 18:37
DDVP (Dichlorvos)	< LOQ	0.06	ppm		11/12/20 10:34	11/12/20 21:40
Acephate	< LOQ	0.06	ppm		11/12/20 10:34	11/12/20 18:37
Acequinocyl	< LOQ	0.4	ppm		11/12/20 10:34	11/12/20 18:37
Acetamiprid	< LOQ	0.06	ppm		11/12/20 10:34	11/12/20 18:37
Aldicarb	< LOQ	0.06	ppm		11/12/20 10:34	11/12/20 18:37
Azoxystrobin	< LOQ	0.06	ppm		11/12/20 10:34	11/12/20 18:37
Bifenazate	< LOQ	0.06	ppm		11/12/20 10:34	11/12/20 18:37
Bifenthrin	< LOQ	0.06	ppm		11/12/20 10:34	11/12/20 18:37
Boscalid	< LOQ	0.06	ppm		11/12/20 10:34	11/12/20 21:40
Carbaryl	< LOQ	0.06	ppm		11/12/20 10:34	11/12/20 18:37
Carbofuran	< LOQ	0.06	ppm		11/12/20 10:34	11/12/20 18:37
Chlorantraniliprole	< LOQ	0.06	ppm		11/12/20 10:34	11/12/20 18:37



Eric Wendt  
Chief Science Officer - 11/13/2020

All QC samples met acceptance criteria of the method; data available upon request. These results relate only to the sample included on this report. The report may not be reproduced except in full, without the written permission of Green Leaf Lab.

This is for informational testing and is not compliance testing. Lab results apply to the sample as received.





### Quality Control Pesticide Analysis (Continued)

Batch: 2046038 - 202 (Continued)

Blank(2046038-BLK1)						
Analyte	Result	LOQ	Units	%Recovery Limits	Extracted	Analyzed
Chlorfenapyr	< LOQ	0.4	ppm		11/12/20 10:34	11/12/20 21:40
Chlorpyrifos	< LOQ	0.06	ppm		11/12/20 10:34	11/12/20 18:37
Clofentezine	< LOQ	0.06	ppm		11/12/20 10:34	11/12/20 18:37
Daminozide	< LOQ	0.06	ppm		11/12/20 10:34	11/12/20 18:37
Cyfluthrin	< LOQ	0.06	ppm		11/12/20 10:34	11/12/20 21:40
Diazinon	< LOQ	0.06	ppm		11/12/20 10:34	11/12/20 18:37
Cypermethrin	< LOQ	0.4	ppm		11/12/20 10:34	11/12/20 21:40
Dimethoate	< LOQ	0.06	ppm		11/12/20 10:34	11/12/20 18:37
Ethoprophos	< LOQ	0.06	ppm		11/12/20 10:34	11/12/20 18:37
Etofenprox	< LOQ	0.06	ppm		11/12/20 10:34	11/12/20 18:37
Etoxazole	< LOQ	0.06	ppm		11/12/20 10:34	11/12/20 18:37
Fenoxycarb	< LOQ	0.06	ppm		11/12/20 10:34	11/12/20 18:37
Fenpyroximate	< LOQ	0.06	ppm		11/12/20 10:34	11/12/20 18:37
Fonicamid	< LOQ	0.06	ppm		11/12/20 10:34	11/12/20 18:37
Fludioxonil	< LOQ	0.06	ppm		11/12/20 10:34	11/12/20 18:37
Hexythiazox	< LOQ	0.1	ppm		11/12/20 10:34	11/12/20 18:37
Imazalil	< LOQ	0.06	ppm		11/12/20 10:34	11/12/20 18:37
Fipronil	< LOQ	0.1	ppm		11/12/20 10:34	11/12/20 21:40
Imidacloprid	< LOQ	0.06	ppm		11/12/20 10:34	11/12/20 18:37
Fludioxonil	< LOQ	0.06	ppm		11/12/20 10:34	11/12/20 21:40
Metalaxyl	< LOQ	0.06	ppm		11/12/20 10:34	11/12/20 18:37
Methiocarb	< LOQ	0.06	ppm		11/12/20 10:34	11/12/20 18:37
Methomyl	< LOQ	0.06	ppm		11/12/20 10:34	11/12/20 18:37
Myclobutanil	< LOQ	0.06	ppm		11/12/20 10:34	11/12/20 18:37
Kresoxim-methyl	< LOQ	0.1	ppm		11/12/20 10:34	11/12/20 21:40
Naled	< LOQ	0.06	ppm		11/12/20 10:34	11/12/20 18:37
Malathion	< LOQ	0.06	ppm		11/12/20 10:34	11/12/20 21:40
Oxamyl	< LOQ	0.06	ppm		11/12/20 10:34	11/12/20 18:37
Paclobutrazol	< LOQ	0.06	ppm		11/12/20 10:34	11/12/20 18:37
Methyl parathion	< LOQ	0.06	ppm		11/12/20 10:34	11/12/20 21:40
MGK-264	< LOQ	0.06	ppm		11/12/20 10:34	11/12/20 21:40
Phosmet	< LOQ	0.06	ppm		11/12/20 10:34	11/12/20 18:37
Piperonyl butoxide	< LOQ	0.9	ppm		11/12/20 10:34	11/12/20 18:37
Prallethrin	< LOQ	0.06	ppm		11/12/20 10:34	11/12/20 18:37
Propoxur	< LOQ	0.06	ppm		11/12/20 10:34	11/12/20 18:37
Permethrins	< LOQ	0.06	ppm		11/12/20 10:34	11/12/20 21:40
Pyrethrins	< LOQ	0.06	ppm		11/12/20 10:34	11/12/20 18:37
Pyridaben	< LOQ	0.06	ppm		11/12/20 10:34	11/12/20 18:37



Eric Wendt  
Chief Science Officer - 11/13/2020

All QC samples met acceptance criteria of the method; data available upon request. These results relate only to the sample included on this report. The report may not be reproduced except in full, without the written permission of Green Leaf Lab.

This is for informational testing and is not compliance testing. Lab results apply to the sample as received.



### Quality Control Pesticide Analysis (Continued)

Batch: 2046038 - 202 (Continued)

Blank(2046038-BLK1)						
Analyte	Result	LOQ	Units	%Recovery Limits	Extracted	Analyzed
Propiconazole	< LOQ	0.06	ppm		11/12/20 10:34	11/12/20 21:40
Spinosad	< LOQ	0.06	ppm		11/12/20 10:34	11/12/20 18:37
Spiromesifen	< LOQ	0.06	ppm		11/12/20 10:34	11/12/20 18:37
Spirotetramat	< LOQ	0.06	ppm		11/12/20 10:34	11/12/20 18:37
Spiroxamine	< LOQ	0.06	ppm		11/12/20 10:34	11/12/20 18:37
Tebuconazole	< LOQ	0.06	ppm		11/12/20 10:34	11/12/20 18:37
Thiacloprid	< LOQ	0.06	ppm		11/12/20 10:34	11/12/20 18:37
Thiamethoxam	< LOQ	0.06	ppm		11/12/20 10:34	11/12/20 18:37
Trifloxystrobin	< LOQ	0.06	ppm		11/12/20 10:34	11/12/20 18:37

LCS(2046038-BS1)						
Analyte	% Recovery	LOQ	Units	%Recovery Limits	Extracted	Analyzed
Abamectin	122	0.4	ppm	70-130	11/12/20 10:34	11/12/20 19:00
DDVP (Dichlorvos)	93.4	0.06	ppm	70-130	11/12/20 10:34	11/12/20 22:03
Acephate	112	0.06	ppm	70-130	11/12/20 10:34	11/12/20 19:00
Acequinocyl	44.8	0.4	ppm	5.57-33.8	11/12/20 10:34	11/12/20 19:00
Acetamiprid	110	0.06	ppm	70-130	11/12/20 10:34	11/12/20 19:00
Aldicarb	103	0.06	ppm	70-130	11/12/20 10:34	11/12/20 19:00
Azoxystrobin	114	0.06	ppm	70-130	11/12/20 10:34	11/12/20 19:00
Bifenazate	127	0.06	ppm	70-130	11/12/20 10:34	11/12/20 19:00
Bifenthrin	101	0.06	ppm	70-130	11/12/20 10:34	11/12/20 19:00
Boscalid	87.2	0.06	ppm	70-130	11/12/20 10:34	11/12/20 22:03
Carbaryl	107	0.06	ppm	70-130	11/12/20 10:34	11/12/20 19:00
Carbofuran	100	0.06	ppm	70-130	11/12/20 10:34	11/12/20 19:00
Chlorantraniliprole	259	0.06	ppm	70-130	11/12/20 10:34	11/12/20 19:00
Chlorfenapyr	125	0.4	ppm	70-130	11/12/20 10:34	11/12/20 22:03
Chlorpyrifos	115	0.06	ppm	70-130	11/12/20 10:34	11/12/20 19:00
Clofentezine	39.3	0.06	ppm	14.4-62.3	11/12/20 10:34	11/12/20 19:00
Daminozide	64.4	0.06	ppm	0-100	11/12/20 10:34	11/12/20 19:00
Cyfluthrin	100	0.06	ppm	70-130	11/12/20 10:34	11/12/20 22:03
Diazinon	107	0.06	ppm	70-130	11/12/20 10:34	11/12/20 19:00
Cypermethrin	87.4	0.4	ppm	70-130	11/12/20 10:34	11/12/20 22:03
Dimethoate	103	0.06	ppm	70-130	11/12/20 10:34	11/12/20 19:00
Ethoprophos	106	0.06	ppm	70-130	11/12/20 10:34	11/12/20 19:00
Etofenprox	100	0.06	ppm	70-130	11/12/20 10:34	11/12/20 19:00
Etoxazole	114	0.06	ppm	70-130	11/12/20 10:34	11/12/20 19:00
Fenoxycarb	116	0.06	ppm	70-130	11/12/20 10:34	11/12/20 19:00
Fenpyroximate	98.8	0.06	ppm	70-130	11/12/20 10:34	11/12/20 19:00
Flonicamid	105	0.06	ppm	70-130	11/12/20 10:34	11/12/20 19:00



Eric Wendt  
Chief Science Officer - 11/13/2020

All QC samples met acceptance criteria of the method; data available upon request. These results relate only to the sample included on this report. The report may not be reproduced except in full, without the written permission of Green Leaf Lab.

This is for informational testing and is not compliance testing. Lab results apply to the sample as received.



### Quality Control Pesticide Analysis (Continued)

Batch: 2046038 - 202 (Continued)

LCS(2046038-BS1)						
Analyte	% Recovery	LOQ	Units	%Recovery Limits	Extracted	Analyzed
Fludioxonil	115	0.06	ppm	70-130	11/12/20 10:34	11/12/20 19:00
Hexythiazox	140	0.1	ppm	70-130	11/12/20 10:34	11/12/20 19:00
Imazalil	65.0	0.06	ppm	57.9-96.4	11/12/20 10:34	11/12/20 19:00
Fipronil	97.5	0.1	ppm	70-130	11/12/20 10:34	11/12/20 22:03
Imidacloprid	120	0.06	ppm	70-130	11/12/20 10:34	11/12/20 19:00
Fludioxonil	97.0	0.06	ppm	70-130	11/12/20 10:34	11/12/20 22:03
Metalaxyl	111	0.06	ppm	70-130	11/12/20 10:34	11/12/20 19:00
Methiocarb	117	0.06	ppm	70-130	11/12/20 10:34	11/12/20 19:00
Methomyl	116	0.06	ppm	70-130	11/12/20 10:34	11/12/20 19:00
Myclobutanil	112	0.06	ppm	70-130	11/12/20 10:34	11/12/20 19:00
Kresoxim-methyl	87.5	0.1	ppm	70-130	11/12/20 10:34	11/12/20 22:03
Naled	97.8	0.06	ppm	70-130	11/12/20 10:34	11/12/20 19:00
Malathion	93.9	0.06	ppm	70-130	11/12/20 10:34	11/12/20 22:03
Oxamyl	109	0.06	ppm	70-130	11/12/20 10:34	11/12/20 19:00
Paclobutrazol	108	0.06	ppm	70-130	11/12/20 10:34	11/12/20 19:00
Methyl parathion	86.4	0.06	ppm	70-130	11/12/20 10:34	11/12/20 22:03
MGK-264	98.3	0.06	ppm	70-130	11/12/20 10:34	11/12/20 22:03
Phosmet	102	0.06	ppm	70-130	11/12/20 10:34	11/12/20 19:00
Piperonyl butoxide	33.6	0.9	ppm	70-130	11/12/20 10:34	11/12/20 19:00
Prallethrin	124	0.06	ppm	70-130	11/12/20 10:34	11/12/20 19:00
Propoxur	102	0.06	ppm	70-130	11/12/20 10:34	11/12/20 19:00
Permethrins	80.8	0.06	ppm	70-130	11/12/20 10:34	11/12/20 22:03
Pyrethrins	40.9	0.06	ppm	70-130	11/12/20 10:34	11/12/20 19:00
Pyridaben	113	0.06	ppm	70-130	11/12/20 10:34	11/12/20 19:00
Propiconazole	87.5	0.06	ppm	70-130	11/12/20 10:34	11/12/20 22:03
Spinosad	89.9	0.06	ppm	70-130	11/12/20 10:34	11/12/20 19:00
Spiromesifen	136	0.06	ppm	70-130	11/12/20 10:34	11/12/20 19:00
Spirotetramat	130	0.06	ppm	70-130	11/12/20 10:34	11/12/20 19:00
Spiroxamine	92.9	0.06	ppm	70-130	11/12/20 10:34	11/12/20 19:00
Tebuconazole	130	0.06	ppm	70-130	11/12/20 10:34	11/12/20 19:00
Thiacloprid	105	0.06	ppm	70-130	11/12/20 10:34	11/12/20 19:00
Thiamethoxam	110	0.06	ppm	70-130	11/12/20 10:34	11/12/20 19:00
Trifloxystrobin	108	0.06	ppm	70-130	11/12/20 10:34	11/12/20 19:00

### Solvent Analysis

Batch: 2046044 - 205

Blank(2046044-BLK1)						
Analyte	Result	LOQ	Units	%Recovery Limits	Extracted	Analyzed



Eric Wendt  
Chief Science Officer - 11/13/2020

All QC samples met acceptance criteria of the method; data available upon request. These results relate only to the sample included on this report. The report may not be reproduced except in full, without the written permission of Green Leaf Lab.

This is for informational testing and is not compliance testing. Lab results apply to the sample as received.



### Quality Control Solvent Analysis (Continued)

Batch: 2046044 - 205 (Continued)

Blank(2046044-BLK1)						
Analyte	Result	LOQ	Units	%Recovery Limits	Extracted	Analyzed
Acetone	< LOQ	1000	ppm		11/12/20 14:42	11/13/20 08:40
Acetonitrile	< LOQ	50.00	ppm		11/12/20 14:42	11/13/20 08:40
Benzene	< LOQ	1.000	ppm		11/12/20 14:42	11/13/20 08:40
Butanes	< LOQ	1000	ppm		11/12/20 14:42	11/13/20 08:40
2-Butanol	< LOQ	1000	ppm		11/12/20 14:42	11/13/20 08:40
Cumene	< LOQ	35.00	ppm		11/12/20 14:42	11/13/20 08:40
Cyclohexane	< LOQ	50.00	ppm		11/12/20 14:42	11/13/20 08:40
Dichloromethane	< LOQ	50.00	ppm		11/12/20 14:42	11/13/20 08:40
1,4-Dioxane	< LOQ	50.00	ppm		11/12/20 14:42	11/13/20 08:40
2-Ethoxyethanol	< LOQ	80.00	ppm		11/12/20 14:42	11/13/20 08:40
Ethyl acetate	< LOQ	1000	ppm		11/12/20 14:42	11/13/20 08:40
Ethyl benzene	< LOQ	35.00	ppm		11/12/20 14:42	11/13/20 08:40
Ethylene glycol	< LOQ	310.0	ppm		11/12/20 14:42	11/13/20 08:40
Ethylene oxide	< LOQ	25.00	ppm		11/12/20 14:42	11/13/20 08:40
Ethyl ether	< LOQ	1000	ppm		11/12/20 14:42	11/13/20 08:40
Heptane	< LOQ	1000	ppm		11/12/20 14:42	11/13/20 08:40
Hexanes	< LOQ	50.00	ppm		11/12/20 14:42	11/13/20 08:40
Isopropyl acetate	< LOQ	1000	ppm		11/12/20 14:42	11/13/20 08:40
Methanol	< LOQ	1000	ppm		11/12/20 14:42	11/13/20 08:40
Pentanes	< LOQ	1000	ppm		11/12/20 14:42	11/13/20 08:40
Propane	< LOQ	1000	ppm		11/12/20 14:42	11/13/20 08:40
2-Propanol (IPA)	< LOQ	1000	ppm		11/12/20 14:42	11/13/20 08:40
Tetrahydrofuran	< LOQ	50.00	ppm		11/12/20 14:42	11/13/20 08:40
Toluene	< LOQ	50.00	ppm		11/12/20 14:42	11/13/20 08:40
Xylenes	< LOQ	50.00	ppm		11/12/20 14:42	11/13/20 08:40

LCS(2046044-BS1)						
Analyte	% Recovery	LOQ	Units	%Recovery Limits	Extracted	Analyzed
Acetone	64.4	1000	ppm	70-130	11/12/20 14:42	11/12/20 19:26
Acetonitrile	71.0	50.00	ppm	70-130	11/12/20 14:42	11/12/20 19:26
Benzene	60.5	1.000	ppm	70-130	11/12/20 14:42	11/12/20 19:26
n-Butane	68.0	50.00	ppm	70-130	11/12/20 14:42	11/12/20 19:26
Butanes	67.9	1000	ppm	70-130	11/12/20 14:42	11/12/20 19:26
2-Butanol	75.9	1000	ppm	70-130	11/12/20 14:42	11/12/20 19:26
Cumene	83.0	35.00	ppm	70-130	11/12/20 14:42	11/12/20 19:26
Cyclohexane	74.7	50.00	ppm	70-130	11/12/20 14:42	11/12/20 19:26
Dichloromethane	73.1	50.00	ppm	70-130	11/12/20 14:42	11/12/20 19:26
1,4-Dioxane	81.3	50.00	ppm	70-130	11/12/20 14:42	11/12/20 19:26
2-Ethoxyethanol	76.6	80.00	ppm	70-130	11/12/20 14:42	11/12/20 19:26



Eric Wendt  
Chief Science Officer - 11/13/2020

All QC samples met acceptance criteria of the method; data available upon request. These results relate only to the sample included on this report. The report may not be reproduced except in full, without the written permission of Green Leaf Lab.

This is for informational testing and is not compliance testing. Lab results apply to the sample as received.



### Quality Control Solvent Analysis (Continued)

Batch: 2046044 - 205 (Continued)

LCS(2046044-BS1)						
Analyte	% Recovery	LOQ	Units	%Recovery Limits	Extracted	Analyzed
Ethyl acetate	59.8	1000	ppm	70-130	11/12/20 14:42	11/12/20 19:26
Ethyl benzene	78.9	35.00	ppm	70-130	11/12/20 14:42	11/12/20 19:26
Ethylene glycol	103	310.0	ppm	70-130	11/12/20 14:42	11/12/20 19:26
Ethylene oxide	64.4	25.00	ppm	70-130	11/12/20 14:42	11/12/20 19:26
Ethyl ether	71.7	1000	ppm	70-130	11/12/20 14:42	11/12/20 19:26
Heptane	70.6	1000	ppm	70-130	11/12/20 14:42	11/12/20 19:26
n-Hexane	71.2	50.00	ppm	70-130	11/12/20 14:42	11/12/20 19:26
Hexanes	72.0	50.00	ppm	70-130	11/12/20 14:42	11/12/20 19:26
iso-Butane	67.8	50.00	ppm	70-130	11/12/20 14:42	11/12/20 19:26
Isopropyl acetate	75.1	1000	ppm	70-130	11/12/20 14:42	11/12/20 19:26
iso-Pentane	67.0	50.00	ppm	70-130	11/12/20 14:42	11/12/20 19:26
Methanol	57.2	1000	ppm	70-130	11/12/20 14:42	11/12/20 19:26
2-Methylpentane	70.9	50.00	ppm	70-130	11/12/20 14:42	11/12/20 19:26
3-Methylpentane	70.3	50.00	ppm	70-130	11/12/20 14:42	11/12/20 19:26
neo-Pentane	71.9	50.00	ppm	70-130	11/12/20 14:42	11/12/20 19:26
n-Pentane	76.1	50.00	ppm	70-130	11/12/20 14:42	11/12/20 19:26
Pentanes	71.7	1000	ppm	70-130	11/12/20 14:42	11/12/20 19:26
Propane	61.0	1000	ppm	70-130	11/12/20 14:42	11/12/20 19:26
2-Propanol (IPA)	65.7	1000	ppm	70-130	11/12/20 14:42	11/12/20 19:26
Tetrahydrofuran	69.2	50.00	ppm	70-130	11/12/20 14:42	11/12/20 19:26
Toluene	79.5	50.00	ppm	70-130	11/12/20 14:42	11/12/20 19:26



Eric Wendt  
Chief Science Officer - 11/13/2020

All QC samples met acceptance criteria of the method; data available upon request. These results relate only to the sample included on this report. The report may not be reproduced except in full, without the written permission of Green Leaf Lab.

This is for informational testing and is not compliance testing. Lab results apply to the sample as received.



12423 NE Whitaker Way  
Portland, OR 97230  
503-254-1794



**Report Number:** 20-006525/D03.R00  
**Report Date:** 07/01/2020  
**ORELAP#:** OR100028  
**Purchase Order:**  
**Received:** 06/24/20 12:55

**Customer:** Klersun Extractions  
**Product identity:** 19HME-522-002D  
**Client/Metric ID:** .  
**Laboratory ID:** 20-006525-0004

### Summary

#### Potency:

Analyte	Result (%)			
CBD	63.4		CBD-Total	63.4%
Δ9-THC	3.21		THC-Total	3.21%
CBC	1.56		(Reported in percent of total sample)	
CBG†	0.566			
CBDV†	0.395			
CBL†	0.0975			

#### Residual Solvents:

All analytes passing and less than LOQ.

#### Pesticides:

All analytes passing and less than LOQ.

#### Terpenes:

Analyte	Percent by weight	Percent of Total	Analyte	Percent by weight	Percent of Total
farnesene†	1.12	32.94%	β-Caryophyllene†	0.776	22.82%
α-Bisabolol†	0.531	15.62%	Humulene†	0.396	11.65%
β-Myrcene†	0.155	4.56%	(-)-Guaio†	0.132	3.88%
Linalool†	0.0742	2.18%	(±)-trans-Nerolidol†	0.0569	1.67%
(R)-(+)-Limonene†	0.0519	1.53%	α-pinene†	0.0474	1.39%
(+)-fenchol†	0.0331	0.97%	(-)-α-Terpineol†	0.0292	0.86%
<b>Total Terpenes†</b>	<b>3.40</b>	<b>100.00%</b>			

#### Metals:

Less than LOQ for all analytes.

#### Microbiology:

Less than LOQ for all analytes.

Test results relate only to the parameters tested and to the samples as received by the laboratory. Test results meet all requirements of NELAP and the Columbia Laboratories quality assurance plan unless otherwise noted. This report shall not be reproduced, except in full, without the written consent of this laboratory. Samples will be retained for a maximum of 30 days from the receipt date unless prior arrangements have been made.





12423 NE Whitaker Way  
Portland, OR 97230  
503-254-1794

**Report Number:** 20-006525/D03.R00  
**Report Date:** 07/01/2020  
**ORELAP#:** OR100028  
**Purchase Order:**  
**Received:** 06/24/20 12:55



**Customer:** Klersun Extractions  
18224 SW 100th Ct  
Tualatin Oregon 97062  
United States

**Product identity:** 19HME-522-002D

**Client/Metric ID:** .

**Sample Date:**

**Laboratory ID:** 20-006525-0004

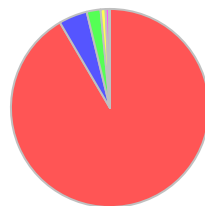
**Relinquished by:** Brian Ramos

**Temp:** 22.8 °C

### Sample Results

Potency **Method J AOAC 2015 V98-6 (mod) Batch: 2005455 Analyze: 6/28/20 10:49:00 PM**

Analyte	As Received	Dry weight	LOQ	Notes
CBC	1.56		0.0929	
CBC-A†	< LOQ		0.0929	
CBC-Total†	1.56		0.174	
CBD	63.4		0.929	
CBD-A	< LOQ		0.0929	
CBD-Total	63.4		1.01	
CBDV†	0.395		0.0929	
CBDV-A†	< LOQ		0.0929	
CBDV-Total†	0.395		0.173	
CBG†	0.566		0.0929	
CBG-A†	< LOQ		0.0929	
CBG-Total	0.566		0.173	
CBL†	0.0975		0.0929	
CBN	< LOQ		0.0929	
Δ8-THC†	< LOQ		0.0929	
Δ9-THC	3.21		0.0929	
THC-A	< LOQ		0.0929	
THC-Total	3.21		0.174	
THCV†	< LOQ		0.0929	
THCV-A†	< LOQ		0.0929	
THCV-Total†	< LOQ		0.173	
<b>Total Cannabinoids†</b>	<b>69.2</b>			



- CBD
- Δ9-THC
- CBC
- CBG
- CBDV
- CBL

### Microbiology

Analyte	Result	Limits	Units	LOQ	Batch	Analyze	Method	Notes
E.coli	< LOQ		cfu/g	10	2005240	06/27/20	AOAC 991.14 (Petrifilm)	X
Total Coliforms	< LOQ		cfu/g	10	2005240	06/27/20	AOAC 991.14 (Petrifilm)	X
Mold (RAPID Petrifilm)	< LOQ		cfu/g	10	2005241	06/27/20	AOAC 2014.05 (RAPID)	X
Yeast (RAPID Petrifilm)	< LOQ		cfu/g	10	2005241	06/27/20	AOAC 2014.05 (RAPID)	X

Test results relate only to the parameters tested and to the samples as received by the laboratory. Test results meet all requirements of NELAP and the Columbia Laboratories quality assurance plan unless otherwise noted. This report shall not be reproduced, except in full, without the written consent of this laboratory. Samples will be retained for a maximum of 30 days from the receipt date unless prior arrangements have been made.



12423 NE Whitaker Way  
 Portland, OR 97230  
 503-254-1794



**Report Number:** 20-006525/D03.R00  
**Report Date:** 07/01/2020  
**ORELAP#:** OR100028  
**Purchase Order:**  
**Received:** 06/24/20 12:55

Solvents		Method EPA5021A				Units $\mu\text{g/g}$	Batch 2005304	Analyze 06/26/20 09:14 AM			
Analyte	Result	Limits	LOQ	Status	Notes	Analyte	Result	Limits	LOQ	Status	Notes
1,4-Dioxane	< LOQ	380	100	pass		2-Butanol	< LOQ	5000	200	pass	
2-Ethoxyethanol	< LOQ	160	30.0	pass		2-Methylbutane	< LOQ		200		
2-Methylpentane	< LOQ		30.0			2-Propanol (IPA)	< LOQ	5000	200	pass	
2,2-Dimethylbutane	< LOQ		30.0			2,2-Dimethylpropane	< LOQ		200		
2,3-Dimethylbutane	< LOQ		30.0			3-Methylpentane	< LOQ		30.0		
Acetone	< LOQ	5000	200	pass		Acetonitrile	< LOQ	410	100	pass	
Benzene	< LOQ	2.00	1.00	pass		Butanes (sum)	< LOQ	5000	400	pass	
Cyclohexane	< LOQ	3880	200	pass		Ethyl acetate	< LOQ	5000	200	pass	
Ethyl benzene	< LOQ		200			Ethyl ether	< LOQ	5000	200	pass	
Ethylene glycol	< LOQ	620	200	pass		Ethylene oxide	< LOQ	50.0	30.0	pass	
Hexanes (sum)	< LOQ	290	150	pass		Isopropyl acetate	< LOQ	5000	200	pass	
Isopropylbenzene	< LOQ	70.0	30.0	pass		m,p-Xylene	< LOQ		200		
Methanol	< LOQ	3000	200	pass		Methylene chloride	< LOQ	600	200	pass	
Methylpropane	< LOQ		200			n-Butane	< LOQ		200		
n-Heptane	< LOQ	5000	200	pass		n-Hexane	< LOQ		30.0		
n-Pentane	< LOQ		200			o-Xylene	< LOQ		200		
Pentanes (sum)	< LOQ	5000	600	pass		Propane	< LOQ	5000	200	pass	
Tetrahydrofuran	< LOQ	720	100	pass		Toluene	< LOQ	890	100	pass	
Total Xylenes	< LOQ		400			Total Xylenes and Ethyl	< LOQ	2170	600	pass	

Test results relate only to the parameters tested and to the samples as received by the laboratory. Test results meet all requirements of NELAP and the Columbia Laboratories quality assurance plan unless otherwise noted. This report shall not be reproduced, except in full, without the written consent of this laboratory. Samples will be retained for a maximum of 30 days from the receipt date unless prior arrangements have been made.



12423 NE Whitaker Way  
 Portland, OR 97230  
 503-254-1794



**Report Number:** 20-006525/D03.R00  
**Report Date:** 07/01/2020  
**ORELAP#:** OR100028  
**Purchase Order:**  
**Received:** 06/24/20 12:55

Pesticides											
Method AOAC 2007.01 & EN 15662 (mod) Units mg/kg Batch 2005346 Analyze 06/28/20 10:32 AM											
Analyte	Result	Limits	LOQ	Status	Notes	Analyte	Result	Limits	LOQ	Status	Notes
Abamectin	< LOQ	0.50	0.250	pass		Acephate	< LOQ	0.40	0.250	pass	
Acequinocyl	< LOQ	2.0	1.00	pass		Acetamiprid	< LOQ	0.20	0.100	pass	
Aldicarb	< LOQ	0.40	0.200	pass		Azoxystrobin	< LOQ	0.20	0.100	pass	
Bifenazate	< LOQ	0.20	0.100	pass		Bifenthrin	< LOQ	0.20	0.100	pass	
Boscalid	< LOQ	0.40	0.200	pass		Carbaryl	< LOQ	0.20	0.100	pass	
Carbofuran	< LOQ	0.20	0.100	pass		Chlorantraniliprole	< LOQ	0.20	0.100	pass	
Chlorfenapyr	< LOQ	1.0	0.500	pass		Chlorpyrifos	< LOQ	0.20	0.100	pass	
Clofentezine	< LOQ	0.20	0.100	pass		Cyfluthrin	< LOQ	1.0	0.500	pass	
Cypermethrin	< LOQ	1.0	0.500	pass		Daminozide	< LOQ	1.0	0.500	pass	
Diazinon	< LOQ	0.20	0.100	pass		Dichlorvos	< LOQ	1.0	0.500	pass	
Dimethoate	< LOQ	0.20	0.100	pass		Ethoprophos	< LOQ	0.20	0.100	pass	
Etofenprox	< LOQ	0.40	0.200	pass		Etoxazole	< LOQ	0.20	0.100	pass	
Fenoxycarb	< LOQ	0.20	0.100	pass		Fenpyroximate	< LOQ	0.40	0.200	pass	
Fipronil	< LOQ	0.40	0.200	pass		Fonicamid	< LOQ	1.0	0.400	pass	
Fludioxonil	< LOQ	0.40	0.200	pass		Hexythiazox	< LOQ	1.0	0.400	pass	
Imazalil	< LOQ	0.20	0.100	pass		Imidacloprid	< LOQ	0.40	0.200	pass	
Kresoxim-methyl	< LOQ	0.40	0.200	pass		Malathion	< LOQ	0.20	0.100	pass	
Metalaxyl	< LOQ	0.20	0.100	pass		Methiocarb	< LOQ	0.20	0.100	pass	
Methomyl	< LOQ	0.40	0.200	pass		MGK-264	< LOQ	0.20	0.100	pass	
Myclobutanil	< LOQ	0.20	0.100	pass		Naled	< LOQ	0.50	0.250	pass	
Oxamyl	< LOQ	1.0	0.500	pass		Paclobutrazole	< LOQ	0.40	0.200	pass	
Parathion-Methyl	< LOQ	0.20	0.200	pass		Permethrin	< LOQ	0.20	0.100	pass	
Phosmet	< LOQ	0.20	0.100	pass		Piperonyl butoxide	< LOQ	2.0	1.00	pass	
Prallethrin	< LOQ	0.20	0.200	pass		Propiconazole	< LOQ	0.40	0.200	pass	
Propoxur	< LOQ	0.20	0.100	pass		Pyrethrin I (total)	< LOQ	1.0	0.500	pass	
Pyridaben	< LOQ	0.20	0.100	pass		Spinosad	< LOQ	0.20	0.100	pass	
Spiromesifen	< LOQ	0.20	0.100	pass		Spirotetramat	< LOQ	0.20	0.100	pass	
Spiroxamine	< LOQ	0.40	0.200	pass		Tebuconazole	< LOQ	0.40	0.200	pass	
Thiacloprid	< LOQ	0.20	0.100	pass		Thiamethoxam	< LOQ	0.20	0.100	pass	
Trifloxystrobin	< LOQ	0.20	0.100	pass							

Test results relate only to the parameters tested and to the samples as received by the laboratory. Test results meet all requirements of NELAP and the Columbia Laboratories quality assurance plan unless otherwise noted. This report shall not be reproduced, except in full, without the written consent of this laboratory. Samples will be retained for a maximum of 30 days from the receipt date unless prior arrangements have been made.

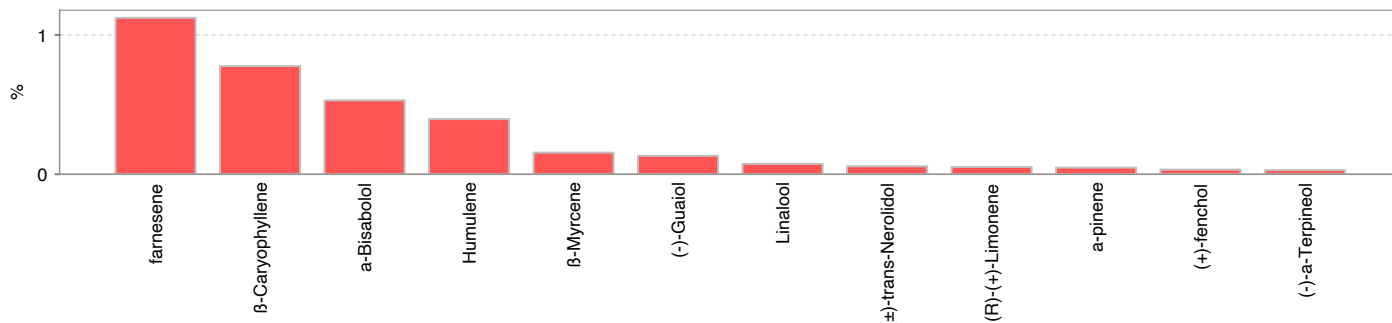


12423 NE Whitaker Way  
Portland, OR 97230  
503-254-1794

**Report Number:** 20-006525/D03.R00  
**Report Date:** 07/01/2020  
**ORELAP#:** OR100028  
**Purchase Order:**  
**Received:** 06/24/20 12:55



Terpenes				Method J AOAC 2015 V98-6	Units %	Batch 2005323	Analyze 06/26/20 02:30 PM		
Analyte	Result	LOQ	% of Total	Notes	Analyte	Result	LOQ	% of Total	Notes
farnesene <sup>†</sup>	1.12	0.020	32.94%		β-Caryophyllene <sup>†</sup>	0.776	0.020	22.82%	
α-Bisabolol <sup>†</sup>	0.531	0.020	15.62%		Humulene <sup>†</sup>	0.396	0.020	11.65%	
β-Myrcene <sup>†</sup>	0.155	0.020	4.56%		(-)-Guaiol <sup>†</sup>	0.132	0.020	3.88%	
Linalool <sup>†</sup>	0.0742	0.020	2.18%		(±)-trans-Nerolidol <sup>†</sup>	0.0569	0.020	1.67%	
(R)-(+)-Limonene <sup>†</sup>	0.0519	0.020	1.53%		α-pinene <sup>†</sup>	0.0474	0.020	1.39%	
(+)-fenchol <sup>†</sup>	0.0331	0.020	0.97%		(-)-α-Terpineol <sup>†</sup>	0.0292	0.020	0.86%	
(-)-caryophyllene oxide <sup>†</sup>	< LOQ	0.020	0.00%		(-)-Isopulegol <sup>†</sup>	< LOQ	0.020	0.00%	
(-)-β-Pinene <sup>†</sup>	< LOQ	0.020	0.00%		(+)-Borneol <sup>†</sup>	< LOQ	0.020	0.00%	
(+)-Cedrol <sup>†</sup>	< LOQ	0.020	0.00%		(+)-Pulegone <sup>†</sup>	< LOQ	0.020	0.00%	
(±)-Camphor <sup>†</sup>	< LOQ	0.020	0.00%		(±)-cis-Nerolidol <sup>†</sup>	< LOQ	0.020	0.00%	
(±)-fenchone <sup>†</sup>	< LOQ	0.020	0.00%		α-cedrene <sup>†</sup>	< LOQ	0.020	0.00%	
α-phellandrene <sup>†</sup>	< LOQ	0.020	0.00%		α-Terpinene <sup>†</sup>	< LOQ	0.020	0.00%	
Camphene <sup>†</sup>	< LOQ	0.020	0.00%		cis-β-Ocimene <sup>†</sup>	< LOQ	0.006	0.00%	
d-3-Carene <sup>†</sup>	< LOQ	0.020	0.00%		Eucalyptol <sup>†</sup>	< LOQ	0.020	0.00%	
γ-Terpinene <sup>†</sup>	< LOQ	0.020	0.00%		Geraniol <sup>†</sup>	< LOQ	0.020	0.00%	
Geranyl acetate <sup>†</sup>	< LOQ	0.020	0.00%		Isoborneol <sup>†</sup>	< LOQ	0.020	0.00%	
Menthol <sup>†</sup>	< LOQ	0.020	0.00%		nerol <sup>†</sup>	< LOQ	0.020	0.00%	
p-Cymene <sup>†</sup>	< LOQ	0.020	0.00%		Sabinene <sup>†</sup>	< LOQ	0.020	0.00%	
Sabinene hydrate <sup>†</sup>	< LOQ	0.020	0.00%		Terpinolene <sup>†</sup>	< LOQ	0.020	0.00%	
trans-β-Ocimene <sup>†</sup>	< LOQ	0.013	0.00%		valencene <sup>†</sup>	< LOQ	0.020	0.00%	
<b>Total Terpenes</b>	<b>3.40</b>								



### Individual Analyses

Analyte	Result	Limits	Units	LOQ	Batch	Analyze	Method	Notes
Glyphosate <sup>†</sup>	< LOQ		mg/kg	0.0500	2005428	07/01/20	QuPPE-method, EURL-SR	

### Metals

Analyte	Result	Limits	Units	LOQ	Batch	Analyze	Method	Notes
Arsenic	< LOQ		mg/kg	0.0336	2005372	06/29/20	AOAC 2013.06 (mod.)	X
Cadmium	< LOQ		mg/kg	0.0336	2005372	06/29/20	AOAC 2013.06 (mod.)	X
Lead	< LOQ		mg/kg	0.0336	2005372	06/29/20	AOAC 2013.06 (mod.)	X
Mercury	< LOQ		mg/kg	0.0168	2005372	06/29/20	AOAC 2013.06 (mod.)	X

Test results relate only to the parameters tested and to the samples as received by the laboratory. Test results meet all requirements of NELAP and the Columbia Laboratories quality assurance plan unless otherwise noted. This report shall not be reproduced, except in full, without the written consent of this laboratory. Samples will be retained for a maximum of 30 days from the receipt date unless prior arrangements have been made.



12423 NE Whitaker Way  
 Portland, OR 97230  
 503-254-1794



**Report Number:** 20-006525/D03.R00  
**Report Date:** 07/01/2020  
**ORELAP#:** OR100028  
**Purchase Order:**  
**Received:** 06/24/20 12:55

**Mycotoxins**

Analyte	Result	Limits	Units	LOQ	Batch	Analyze	Method	Notes
Aflatoxin B1†	< LOQ		µg/kg	5.00	2005362	06/29/20	AOAC 2007.01 & EN 15662	
Aflatoxin B2†	< LOQ		µg/kg	5.00	2005362	06/29/20	AOAC 2007.01 & EN 15662	
Aflatoxin G1†	< LOQ		µg/kg	5.00	2005362	06/29/20	AOAC 2007.01 & EN 15662	
Aflatoxin G2†	< LOQ		µg/kg	5.00	2005362	06/29/20	AOAC 2007.01 & EN 15662	
Deoxynivalenol†	< LOQ		µg/kg	200	2005362	06/29/20	AOAC 2007.01 & EN 15662	
Fumonisin B1†	< LOQ		µg/kg	200	2005362	06/29/20	AOAC 2007.01 & EN 15662	
Fumonisin B2†	< LOQ		µg/kg	200	2005362	06/29/20	AOAC 2007.01 & EN 15662	
HT2-Toxin†	< LOQ		µg/kg	40.0	2005362	06/29/20	AOAC 2007.01 & EN 15662	
Nivalenol†	< LOQ		µg/kg	400	2005362	06/29/20	AOAC 2007.01 & EN 15662	
Ochratoxin A†	< LOQ		µg/kg	5.00	2005362	06/29/20	AOAC 2007.01 & EN 15662	
Ochratoxin B†	< LOQ		µg/kg	2.00	2005362	06/29/20	AOAC 2007.01 & EN 15662	
T2-Toxin†	< LOQ		µg/kg	20.0	2005362	06/29/20	AOAC 2007.01 & EN 15662	
Zearalenone†	< LOQ		µg/kg	200	2005362	06/29/20	AOAC 2007.01 & EN 15662	

Test results relate only to the parameters tested and to the samples as received by the laboratory. Test results meet all requirements of NELAP and the Columbia Laboratories quality assurance plan unless otherwise noted. This report shall not be reproduced, except in full, without the written consent of this laboratory. Samples will be retained for a maximum of 30 days from the receipt date unless prior arrangements have been made.



12423 NE Whitaker Way  
Portland, OR 97230  
503-254-1794



**Report Number:** 20-006525/D03.R00  
**Report Date:** 07/01/2020  
**ORELAP#:** OR100028  
**Purchase Order:**  
**Received:** 06/24/20 12:55

**Abbreviations**

**Limits:** Action Levels per OAR-333-007-0400, OAR-333-007-0210, OAR-333-007-0220

**Limit(s) of Quantitation (LOQ):** The minimum levels, concentrations, or quantities of a target variable (e.g., target analyte) that can be reported with a specified degree of confidence.

† = Analyte not NELAP accredited.

**Units of Measure**

cfu/g = Colony forming units per gram

µg/g = Microgram per gram

µg/kg = Micrograms per kilogram = parts per billion (ppb)

mg/kg = Milligram per kilogram = parts per million (ppm)

% = Percentage of sample

% wt = µg/g divided by 10,000

**Glossary of Qualifiers**

X: Not ORELAP accredited.

Approved Signatory

Derrick Tanner  
General Manager






12423 NE Whitaker Way  
Portland, OR 97230  
503-254-1794

**Report Number:** 20-006525/D03.R00  
**Report Date:** 07/01/2020  
**ORELAP#:** OR100028  
**Purchase Order:**  
**Received:** 06/24/20 12:55



KLERSUNEXTRACT 20-006525



Klersun Extractions



**Hemp / Cannabis Usable / Extract**  
**Chain of Custody Record**

Revision: 3.01 Control#: CF023 Rev 02/26/2020 Eff: 02/27/2020  
ORELAP ID: OR100028

Company: <u>Klersun llc</u> Contact: <u>Jason Martin</u> Street: <u>18224 SW 100th Ct</u> City: <u>Tualatin</u> State: <u>OR</u> Zip: <u>97062</u> <input checked="" type="checkbox"/> Email Results: <u>ryan.sholes@klersun.com</u> <u>jason@klersun.com</u> Ph: <u>(503) 409-8859</u> <input type="checkbox"/> Fx Results: ( ) Billing (if different): _____				<b>Analysis Requested</b>										PO Number: _____ Project Number: _____ Project Name: _____ Custom Reporting: _____ Report to State - <input type="checkbox"/> METRC or <input type="checkbox"/> Other: _____ Turnaround time: <input checked="" type="checkbox"/> Standard <input type="checkbox"/> Rush * <input type="checkbox"/> Priority Rush * <i>*Check for availability</i> Sampled by: _____			
Lab ID	Client Sample Identification	Date	Time	Pesticides - OR 59 compounds	Pesticide Multi-Residue - 379 compounds	Potency	Residual Solvents	Moisture & Water Activity	Terpenes	Micro: Yeast and Mold	Micro: E.Coli and Total Coliform	Heavy Metals	Mycotoxins	Other:	Sample Type †	Weight (Units)	Comments/Metric ID
1	19HME-526-002D			/	/	/	/	/	/	/	/	/	/	/		50g	Glyphosate testing ↓ ←
2	E3-BSHE-CON-RFS-162-A			/	/	/	/	/	/	/	/	/	/	/		20g	
3	19HME-522-001D			/	/	/	/	/	/	/	/	/	/	/		50g	
4	19HME-522-002D			/	/	/	/	/	/	/	/	/	/	/		50g	
5	MOS-20174					/											
Relinquished By:		Date	Time	Received By:		Date	Time	Lab Use Only:									
<u>Demmer Veitenheimer</u>		<u>6/24</u>	<u>11:46</u>	<u>[Signature]</u>		<u>6.24</u>	<u>1146</u>	<input type="checkbox"/> Shipped Via: _____ or <input type="checkbox"/> Client drop Evidence of cooling: <input type="checkbox"/> Yes   <input type="checkbox"/> No - Temp (°C): <u>22.8</u> Sample in good condition: <input type="checkbox"/> Yes   <input type="checkbox"/> No <input type="checkbox"/> Cash   <input type="checkbox"/> Check   <input type="checkbox"/> CC   <input type="checkbox"/> Net: _____ Prelog storage: _____									

† - Sample Type Codes: Vegetation (V) ; Isolates (S) ; Extract/Concentrate (C)

12423 NE Whitaker Way  
Portland, OR 97230

P: (503) 254-1794 | Fax: (503) 254-1452  
info@columbiaboratories.com

Page 1 of 2  
www.columbiaboratories.com



12423 NE Whitaker Way  
Portland, OR 97230  
503-254-1794

**Report Number:** 20-006525/D03.R00  
**Report Date:** 07/01/2020  
**ORELAP#:** OR100028  
**Purchase Order:**  
**Received:** 06/24/20 12:55



**Hemp / Cannabis Usable / Extract  
Chain of Custody Record**

Revision: 3.01 Control#: CF023 Rev 02/26/2020 Eff: 02/27/2020  
ORELAP ID: OR100028

**PRICING AND CHARGES**

Prices to be charged for work performed for CUSTOMER are those currently published in the Columbia Laboratories (herein referred to as "the LAB". Standard pricing applies unless otherwise agreed in writing by the CUSTOMER and the LAB. CUSTOMER must notify the LAB of price quotation at the time of the transfer of sample(s) to the LAB. Any cancellation of testing requirements will result in charges being assessed on all testing completed prior to the notice of cancellation. Unless otherwise agreed upon, samples containing hazardous material will be shipped back to client at their expense, or disposed of at a certain fee, waste category dependent. New accounts are accepted with full payment in advance by cash, check, Visa or Mastercard. A credit line may be established with an approved credit application.

**DELIVERY AND LIABILITY LIMITATIONS**

The specific format of the goods will be defined by CUSTOMER to the LAB upon delivery of the sample(s) to the LAB. The LAB will analyze samples provided by CUSTOMER as requested by CUSTOMER in accordance with the procedures documented in the Quality Assurance Plan (QAP). Samples are retained for 30 days after receipt. If additional time is desired, then a written request is required, and an additional monthly fee will apply.

**CONFIDENTIALITY**

The LAB will treat all information regarding work performed for CUSTOMER as proprietary and confidential. No CUSTOMER information will be released to third persons without the written request of the CUSTOMER.

**LIMITATION OF LIABILITY AND WARRANTY**

The LAB gives no warranty, express or implied, or of fitness for a particular purpose, in connection with its analytical testing or reporting. Any liability of the LAB to CUSTOMER or any third party shall be limited to the cost of analysis charged to CUSTOMER.

**PAST DUE ACCOUNTS**

Credit line account are payable within 30 days. Accounts that are 60 days past due will incur 1 1/2% per month on all past due sums until paid in full and will automatically default to cash on delivery (COD). Reports will not be released unless payment on past and current invoices are received. Customer agrees to pay the interest as a service charge and all the LAB's collection costs, including reasonable attorney fees.

**EXPERT TESTIMONY AND COURT APPEARANCES**

In the event CUSTOMER requires the further written opinion or testimony of any employee of the LAB, including response to a subpoena issued by CUSTOMER or any third person, CUSTOMER agrees to pay such additional fees and expenses as may be reasonably assessed by the LAB.

**ALTERNATIVE DISPUTE RESOLUTION (ADR)**

Any disputes arising out of this Agreement or the analytical testing or reporting by the LAB shall be settled through mediation and/or arbitration rather than litigation, and the cost of the ADR shall be borne equally by both parties.

**APPLICABLE LAW**

Legal matters arising from work performed by the LAB for CUSTOMER will be construed and interpreted in accordance with the laws for the state of Oregon. When sending, transferring, or submitting samples, the CUSTOMER assumes full responsibility for complying with all applicable state and federal laws

*Samples submitted to Columbia Laboratories with testing requirements constitute an agreement for services in accordance with the current terms of service associated with this COC. By signing "Relinquished by" you are agreeing to these terms*  
12423 NE Whitaker Way  
Portland, OR 97230

P: (503) 254-1794 | Fax: (503) 254-1452  
info@columbialaboratories.com

Page 2 of 2  
www.columbialaboratories.com



12423 NE Whitaker Way  
 Portland, OR 97230  
 503-254-1794



**Report Number:** 20-006525/D03.R00  
**Report Date:** 07/01/2020  
**ORELAP#:** OR100028  
**Purchase Order:**  
**Received:** 06/24/20 12:55

Laboratory Quality Control Results

EPA 5021				Batch ID: 2005304					
Method Blank			Laboratory Control Sample						
Analyte	Result	LOQ	Notes	Result	Spike	Units	% Rec	Limits	Notes
Propane	ND	< 200		1300	1,190	µg/g	109.2	70	130
Isobutane	ND	< 200		1720	1,520	µg/g	113.2	70	130
Butane	ND	< 200		1740	1,520	µg/g	114.5	70	130
2,2-Dimethylpropane	ND	< 200		2020	1,910	µg/g	105.8	70	130
Methanol	ND	< 200		3520	3,210	µg/g	109.7	70	130
Ethylene Oxide	ND	< 30		139	117	µg/g	118.8	70	130
2-Methylbutane	ND	< 200		3470	3,200	µg/g	108.4	70	130
Pentane	ND	< 200		3470	3,210	µg/g	108.1	70	130
Ethanol	ND	< 200		3780	3,220	µg/g	117.4	70	130
Ethyl Ether	ND	< 200		3020	3,210	µg/g	94.1	70	130
2,2-Dimethylbutane	ND	< 30		292	338	µg/g	86.4	70	130
Acetone	ND	< 200		3220	3,230	µg/g	99.7	70	130
2-Propanol	ND	< 200		3770	3,220	µg/g	117.1	70	130
Acetonitrile	ND	< 100		1000	986	µg/g	101.4	70	130
2,3-Dimethylbutane	ND	< 30		299	333	µg/g	89.8	70	130
Dichloromethane	ND	< 200		996	990	µg/g	100.6	70	130
2-Methylpentane	ND	< 30		346	329	µg/g	105.2	70	130
3-Methylpentane	ND	< 30		332	328	µg/g	101.2	70	130
Hexane	ND	< 30		342	322	µg/g	106.2	70	130
Ethyl acetate	ND	< 200		3670	3,220	µg/g	114.0	70	130
2-Butanol	ND	< 200		3900	3,200	µg/g	121.9	70	130
Tetrahydrofuran	ND	< 100		1100	966	µg/g	113.9	70	130
Cyclohexane	ND	< 200		3660	3,210	µg/g	114.0	70	130
Benzene	ND	< 1		47.7	40.6	µg/g	117.5	70	130
Isopropyl Acetate	ND	< 200		3780	3,210	µg/g	117.8	70	130
Heptane	ND	< 200		3900	3,210	µg/g	121.5	70	130
1,4-Dioxane	ND	< 100		1160	969	µg/g	119.7	70	130
2-Ethoxyethanol	ND	< 30		356	331	µg/g	107.6	70	130
Ethylene Glycol	ND	< 200		1210	976	µg/g	124.0	70	130
Toluene	ND	< 200		1200	964	µg/g	124.5	70	130
Ethylbenzene	ND	< 200		2490	1,930	µg/g	129.0	70	130
m,p-Xylene	ND	< 200		2440	1,940	µg/g	125.8	70	130
o-Xylene	ND	< 200		2490	1,940	µg/g	128.4	70	130
Cumene	ND	< 30		420	322	µg/g	130.4	70	130 Q1

Test results relate only to the parameters tested and to the samples as received by the laboratory. Test results meet all requirements of NELAP and the Columbia Laboratories quality assurance plan unless otherwise noted. This report shall not be reproduced, except in full, without the written consent of this laboratory. Samples will be retained for a maximum of 30 days from the receipt date unless prior arrangements have been made.



12423 NE Whitaker Way  
 Portland, OR 97230  
 503-254-1794



**Report Number:** 20-006525/D03.R00  
**Report Date:** 07/01/2020  
**ORELAP#:** OR100028  
**Purchase Order:**  
**Received:** 06/24/20 12:55

QC - Sample Duplicate Sample ID: 20-006398-0002

Analyte	Result	Org. Result	LOQ	Units	RPD	Limits	Accept/Fail	Notes
Propane	ND	ND	200	µg/g	0.0	< 20	Acceptable	
Isobutane	ND	ND	200	µg/g	0.0	< 20	Acceptable	
Butane	ND	ND	200	µg/g	0.0	< 20	Acceptable	
2,2-Dimethylpropane	ND	ND	200	µg/g	0.0	< 20	Acceptable	
Methanol	ND	ND	200	µg/g	0.0	< 20	Acceptable	
Ethylene Oxide	ND	ND	30	µg/g	0.0	< 20	Acceptable	
2-Methylbutane	ND	ND	200	µg/g	0.0	< 20	Acceptable	
Pentane	ND	ND	200	µg/g	0.0	< 20	Acceptable	
Ethanol	ND	ND	200	µg/g	0.0	< 20	Acceptable	
Ethyl Ether	ND	ND	200	µg/g	0.0	< 20	Acceptable	
2,2-Dimethylbutane	ND	ND	30	µg/g	0.0	< 20	Acceptable	
Acetone	ND	ND	200	µg/g	0.0	< 20	Acceptable	
2-Propanol	ND	ND	200	µg/g	0.0	< 20	Acceptable	
Acetonitrile	ND	ND	100	µg/g	0.0	< 20	Acceptable	
2,3-Dimethylbutane	ND	ND	30	µg/g	0.0	< 20	Acceptable	
Dichloromethane	ND	ND	200	µg/g	0.0	< 20	Acceptable	
2-Methylpentane	ND	ND	30	µg/g	0.0	< 20	Acceptable	
3-Methylpentane	ND	ND	30	µg/g	0.0	< 20	Acceptable	
Hexane	ND	ND	30	µg/g	0.0	< 20	Acceptable	
Ethyl acetate	ND	ND	200	µg/g	0.0	< 20	Acceptable	
2-Butanol	ND	ND	200	µg/g	0.0	< 20	Acceptable	
Tetrahydrofuran	ND	ND	100	µg/g	0.0	< 20	Acceptable	
Cyclohexane	ND	ND	200	µg/g	0.0	< 20	Acceptable	
Benzene	ND	ND	1	µg/g	0.0	< 20	Acceptable	
Isopropyl Acetate	ND	ND	200	µg/g	0.0	< 20	Acceptable	
Heptane	ND	ND	200	µg/g	0.0	< 20	Acceptable	
1,4-Dioxane	ND	ND	100	µg/g	0.0	< 20	Acceptable	
2-Ethoxyethanol	ND	ND	30	µg/g	0.0	< 20	Acceptable	
Ethylene Glycol	ND	ND	200	µg/g	0.0	< 20	Acceptable	
Toluene	ND	ND	200	µg/g	0.0	< 20	Acceptable	
Ethylbenzene	ND	ND	200	µg/g	0.0	< 20	Acceptable	
m,p-Xylene	ND	ND	200	µg/g	0.0	< 20	Acceptable	
o-Xylene	ND	ND	200	µg/g	0.0	< 20	Acceptable	
Cumene	ND	ND	30	µg/g	0.0	< 20	Acceptable	

**Abbreviations**

- ND - None Detected at or above MRL
- RPD - Relative Percent Difference
- LOQ - Limit of Quantitation
- \* Screening only
- Q1 Quality Control result biased high. Only non detect samples reported.

**Units of Measure:**

- µg/g - Microgram per gram or ppm
- mg/kg - Milligrams per Kilogram
- Aw - Water Activity unit

Test results relate only to the parameters tested and to the samples as received by the laboratory. Test results meet all requirements of NELAP and the Columbia Laboratories quality assurance plan unless otherwise noted. This report shall not be reproduced, except in full, without the written consent of this laboratory. Samples will be retained for a maximum of 30 days from the receipt date unless prior arrangements have been made.



12423 NE Whitaker Way  
Portland, OR 97230  
503-254-1794

Report Number: 20-006525/D03.R00  
Report Date: 07/01/2020  
ORELAP#: OR100028  
Purchase Order:  
Received: 06/24/20 12:55



Revision: 1.00 Control: CFL-C21  
Revised: 08/12/2019 Effective: 08/15/2019

Laboratory Pesticide Quality Control Results

AOAC 2007.1 & EN 15662		Units: mg/Kg					Batch ID: 2005346				
Matrix Spike/Matrix Spike Duplicate Recoveries		Sample ID: 20-006286-0001									
Analyte	Result	MS Res	MSD Res	Spike	RPD%	Limit	MS % Rec	MSD % Rec	Limits	Notes	
Acephate	0.008	1.041	1.033	1.000	0.8	< 30	103.4	102.5	50 - 150		
Acequinocyl	0.092	3.956	4.425	4.000	11.2	< 30	96.6	108.3	50 - 150		
Acetamiprid	0.000	0.403	0.410	0.400	1.7	< 30	100.7	102.4	50 - 150		
Aldicarb	0.000	0.810	0.794	0.800	1.9	< 30	101.3	99.3	50 - 150		
Abamectin	0.000	0.957	0.822	1.000	15.1	< 30	95.7	82.2	50 - 150		
Azoxystrobin	0.013	0.401	0.410	0.400	2.1	< 30	97.0	99.1	50 - 150		
Bifenazate	0.000	0.406	0.401	0.400	1.4	< 30	101.6	100.1	50 - 150		
Bifenthrin	0.000	0.330	0.337	0.400	1.9	< 30	82.6	84.2	50 - 150		
Boscalid	0.068	0.840	0.767	0.800	9.1	< 30	96.5	87.3	50 - 150		
Carbaryl	0.006	0.411	0.435	0.400	5.7	< 30	101.3	107.4	50 - 150		
Carbofuran	0.000	0.417	0.437	0.400	4.7	< 30	104.3	109.3	50 - 150		
Chlorantraniliprol	0.000	0.421	0.416	0.400	1.3	< 30	105.3	104.0	50 - 150		
Chlorfenapyr	0.000	2.343	2.240	2.000	4.5	< 30	117.1	112.0	50 - 150		
Chlorpyrifos	0.013	0.431	0.420	0.400	2.6	< 30	104.5	101.8	50 - 150		
Clofentezine	0.000	0.410	0.431	0.400	5.0	< 30	102.4	107.7	50 - 150		
Cyfluthrin	0.000	2.337	2.458	2.000	5.1	< 30	116.9	122.9	30 - 150		
Cypermethrin	0.013	2.011	2.082	2.000	3.5	< 30	99.9	103.4	50 - 150		
Daminozide	0.000	1.974	2.016	2.000	2.1	< 30	98.7	100.8	30 - 150		
Diazinon	0.011	0.431	0.430	0.400	0.2	< 30	105.0	104.8	50 - 150		
Dichlorvos	0.000	1.969	1.960	2.000	0.5	< 30	98.4	98.0	50 - 150		
Dimethoat	0.007	0.413	0.415	0.400	0.5	< 30	101.5	102.1	50 - 150		
Ethoprophos	0.008	0.367	0.401	0.400	8.9	< 30	89.6	98.2	50 - 150		
Etofenprox	0.000	0.888	0.892	0.800	0.5	< 30	111.0	111.6	50 - 150		
Etoxazol	0.000	0.397	0.409	0.400	2.8	< 30	99.4	102.2	50 - 150		
Fenoxycarb	0.000	0.411	0.427	0.400	3.9	< 30	102.7	106.8	50 - 150		
Fenpyroximat	0.000	0.759	0.751	0.800	1.1	< 30	94.9	93.9	50 - 150		
Fipronil	0.025	0.948	0.931	0.800	1.8	< 30	115.3	113.2	50 - 150		
Fonicamid	0.027	1.008	1.023	1.000	1.5	< 30	98.1	99.6	50 - 150		
Fludioxonil	0.000	0.801	0.796	0.800	0.7	< 30	100.1	99.5	50 - 150		
Hexythiazox	0.013	2.280	2.288	1.000	0.4	< 30	226.7	227.5	50 - 150	Q1	
Imazalil	0.008	0.340	0.328	0.400	3.7	< 30	83.1	80.0	50 - 150		
Imidacloprid	0.014	0.861	0.859	0.800	0.2	< 30	105.8	105.6	50 - 150		
Kresoxim-Methyl	0.000	0.835	0.805	0.800	3.7	< 30	104.4	100.6	50 - 150		
Malathion	0.011	0.426	0.430	0.400	0.9	< 30	103.8	104.7	50 - 150		
Metaxalyl	0.007	0.414	0.429	0.400	3.7	< 30	101.7	105.5	50 - 150		
Methiocarb	0.012	0.421	0.448	0.400	6.1	< 30	102.2	108.8	50 - 150		
Methomyl	0.000	0.821	0.817	0.800	0.5	< 30	102.6	102.1	50 - 150		
MGK 264	0.000	0.462	0.468	0.400	1.4	< 30	115.5	117.1	50 - 150		
Myclobutanil	0.000	0.394	0.400	0.400	1.5	< 30	98.4	99.9	50 - 150		
Naled	0.000	0.971	1.035	1.000	6.4	< 30	97.1	103.5	50 - 150		
Oxamyl	0.000	1.922	2.041	2.000	6.0	< 30	96.1	102.0	50 - 150		
Paclobutrazol	0.017	0.834	0.850	0.800	1.9	< 30	102.1	104.1	50 - 150		
Parathion Methyl	0.000	0.821	0.862	0.800	4.9	< 30	102.6	107.8	30 - 150		
Permethrin	0.002	0.410	0.397	0.400	3.1	< 30	101.9	98.7	50 - 150		
Phosmet	0.000	0.384	0.394	0.400	2.4	< 30	96.1	98.5	50 - 150		
Piperonyl butoxide	0.007	2.137	2.164	2.000	1.3	< 30	106.5	107.8	50 - 150		
Prallethrin	0.000	0.468	0.515	0.400	9.6	< 30	117.0	128.8	50 - 150		
Propiconazole	0.005	0.796	0.811	0.800	1.8	< 30	99.0	100.8	50 - 150		
Propoxur	0.009	0.417	0.414	0.400	0.5	< 30	101.8	101.3	50 - 150		
Pyrethrins	0.102	0.351	0.369	0.413	5.0	< 30	60.2	64.6	50 - 150		
Pyridaben	0.005	0.454	0.455	0.400	0.2	< 30	112.2	112.4	50 - 150		
Spinosad	0.001	0.323	0.320	0.388	1.1	< 30	83.1	82.1	50 - 150		
Spiromesifen	0.000	0.435	0.445	0.400	2.2	< 30	108.7	111.2	50 - 150		
Spirotetramat	0.000	0.400	0.421	0.400	5.1	< 30	100.1	105.3	50 - 150		
Spiroxamine	0.011	0.773	0.797	0.800	3.1	< 30	95.2	98.3	50 - 150		
Tebuconazol	0.000	0.825	0.891	0.800	7.7	< 30	103.1	111.3	50 - 150		
Thiacloprid	0.000	0.407	0.410	0.400	0.7	< 30	101.7	102.4	50 - 150		
Thiamethoxam	0.000	0.409	0.430	0.400	4.9	< 30	102.3	107.5	50 - 150		
Trifloxystrobin	0.000	0.411	0.418	0.400	1.2	< 30	102.7	104.6	50 - 150		

Test results relate only to the parameters tested and to the samples as received by the laboratory. Test results meet all requirements of NELAP and the Columbia Laboratories quality assurance plan unless otherwise noted. This report shall not be reproduced, except in full, without the written consent of this laboratory. Samples will be retained for a maximum of 30 days from the receipt date unless prior arrangements have been made.





12423 NE Whitaker Way  
Portland, OR 97230  
503-254-1794



**Report Number:** 20-006525/D03.R00  
**Report Date:** 07/01/2020  
**ORELAP#:** OR100028  
**Purchase Order:**  
**Received:** 06/24/20 12:55

Revision: 1.00 Control: CFL-C21  
Revised: 08/12/2019 Effective: 08/15/2019

**Laboratory Pesticide Quality Control Results**

AOAC 2007.1 & EN 15662		Units: mg/Kg		Laboratory Control Sample			Batch ID: 2005346	
Analyte	Blank Result	Blank Limits	Notes	LCS Result	LCS Spike	LCS % Rec	Limits	Notes
Method Blank								
Acephate	0.000	< 0.200		1.024	1.000	102.4	69.5 - 126	
Acequinocyl	0.090	< 1.000		3.896	4.000	97.4	78.6 - 122	
Acetamiprid	0.000	< 0.100		0.424	0.400	105.9	82.7 - 117	
Aldicarb	0.000	< 0.200		0.808	0.800	101.0	78.6 - 119	
Abamectin	0.000	< 0.288		0.949	1.000	94.9	73.8 - 127	
Azoxystrobin	0.014	< 0.100		0.407	0.400	101.9	72.0 - 128	
Bifentazate	0.000	< 0.100		0.409	0.400	102.3	82.0 - 117	
Bifenthrin	0.000	< 0.100		0.424	0.400	106.0	78.5 - 121	
Boscalid	0.076	< 0.100		0.785	0.800	98.1	74.6 - 126	
Carbaryl	0.007	< 0.100		0.409	0.400	102.2	80.2 - 119	
Carbofuran	0.010	< 0.100		0.415	0.400	103.8	82.5 - 118	
Chlorantraniliprol	0.003	< 0.100		0.401	0.400	100.1	74.2 - 130	
Chlorfenapyr	0.000	< 1.000		2.003	2.000	100.2	69.1 - 128	
Chlorpyrifos	0.006	< 0.100		0.437	0.400	109.2	74.4 - 117	
Clofentezine	0.000	< 0.100		0.371	0.400	92.8	68.0 - 126	
Cyfluthrin	0.000	< 1.000		2.486	2.000	124.3	73.0 - 129	
Cypermethrin	0.017	< 1.000		2.155	2.000	107.8	81.0 - 119	
Daminozide	0.033	< 1.000		1.967	2.000	98.4	77.4 - 120	
Diazinon	0.012	< 0.100		0.395	0.400	98.8	80.7 - 117	
Dichlorvos	0.000	< 0.500		2.031	2.000	101.5	78.0 - 118	
Dimethoat	0.008	< 0.100		0.413	0.400	103.3	81.2 - 118	
Ethoprophos	0.008	< 0.100		0.407	0.400	101.8	80.5 - 118	
Etofenprox	0.022	< 0.100		0.834	0.800	104.2	82.6 - 117	
Etoxazol	0.003	< 0.100		0.424	0.400	106.0	77.7 - 121	
Fenoxycarb	0.000	< 0.100		0.414	0.400	103.6	82.6 - 116	
Fenpyroximat	0.000	< 0.100		0.805	0.800	100.6	82.3 - 116	
Fipronil	0.031	< 0.100		0.838	0.800	104.7	80.7 - 120	
Flonicamid	0.025	< 0.400		1.078	1.000	107.8	79.0 - 121	
Fludioxonil	0.000	< 0.100		0.844	0.800	105.5	72.9 - 135	
Hexythiazox	0.015	< 0.400		1.060	1.000	106.0	81.9 - 118	
Imazalil	0.008	< 0.100		0.451	0.400	112.9	80.0 - 126	
Imidacloprid	0.017	< 0.200		0.823	0.800	102.8	79.0 - 119	
Kresoxim-Methyl	0.005	< 0.100		0.814	0.800	101.7	77.1 - 125	
Malathion	0.014	< 0.100		0.406	0.400	101.5	79.5 - 120	
Metaxalyl	0.008	< 0.100		0.406	0.400	101.5	78.5 - 121	
Methiocarb	0.033	< 0.100		0.454	0.400	113.6	79.3 - 122	
Methomyl	0.000	< 0.200		0.829	0.800	103.6	74.2 - 126	
MKG 264	0.000	< 0.100		0.423	0.400	105.8	81.1 - 119	
Myclobutanil	0.000	< 0.100		0.425	0.400	106.3	84.6 - 115	
Naled	0.000	< 0.200		1.018	1.000	101.8	73.8 - 124	
Oxamyl	0.038	< 0.400		2.126	2.000	106.3	73.8 - 126	
Paclobutrazol	0.000	< 0.200		0.814	0.800	101.8	84.1 - 115	
Parathion Methyl	0.000	< 0.200		0.768	0.800	96.0	69.6 - 129	
Permethrin	0.004	< 0.100		0.417	0.400	104.2	79.6 - 118	
Phosmet	0.000	< 0.100		0.421	0.400	105.3	83.0 - 118	
Piperonyl butoxide	0.037	< 1.000		2.195	2.000	109.8	84.6 - 121	
Prallethrin	0.016	< 0.200		0.376	0.400	94.1	70.5 - 131	
Propiconazole	0.023	< 0.200		0.775	0.800	96.8	81.8 - 117	
Propoxur	0.010	< 0.100		0.413	0.400	103.4	81.9 - 115	
Pyrethrins	0.047	< 0.500		0.365	0.413	88.4	70.6 - 131	
Pyridaben	0.000	< 0.100		0.498	0.400	124.4	80.4 - 129	
Spinosad	0.000	< 0.100		0.418	0.388	107.8	83.3 - 125	
Spiromesifen	0.019	< 0.100		0.399	0.400	99.8	69.5 - 129	
Spirotetramat	0.010	< 0.100		0.425	0.400	106.4	80.7 - 118	
Spiroxamine	0.013	< 0.100		0.843	0.800	105.4	80.5 - 119	
Tebuconazol	0.000	< 0.200		0.793	0.800	99.2	81.2 - 119	
Thiacloprid	0.007	< 0.100		0.413	0.400	103.2	80.3 - 119	
Thiamethoxam	0.000	< 0.100		0.432	0.400	107.9	72.9 - 128	
Trifloxystrobin	0.006	< 0.100		0.397	0.400	99.3	81.5 - 117	

Test results relate only to the parameters tested and to the samples as received by the laboratory. Test results meet all requirements of NELAP and the Columbia Laboratories quality assurance plan unless otherwise noted. This report shall not be reproduced, except in full, without the written consent of this laboratory. Samples will be retained for a maximum of 30 days from the receipt date unless prior arrangements have been made.





12423 NE Whitaker Way  
Portland, OR 97230  
503-254-1794



**Report Number:** 20-006525/D03.R00  
**Report Date:** 07/01/2020  
**ORELAP#:** OR100028  
**Purchase Order:**  
**Received:** 06/24/20 12:55

Revision #: 0.00 Control : CFL-D06  
Revision Date: 05/31/2019 Effective Date: 05/31/2019

**Laboratory Quality Control Results**

**J AOAC 2015 V98-6** **Batch ID: 2005414/2005455**

**Laboratory Control Sample**

Analyte	Result	Spike	Units	% Rec	Limits	Evaluation	Notes
CBDV-A	0.198	0.2	%	98.9	85.0 - 115	Acceptable	
CBDV	0.201	0.2	%	101	85.0 - 115	Acceptable	
CBD-A	0.195	0.2	%	97.3	85.0 - 115	Acceptable	
CBG-A	0.199	0.2	%	99.3	85.0 - 115	Acceptable	
CBG	0.198	0.2	%	98.8	85.0 - 115	Acceptable	
CBD	0.191	0.2	%	95.5	85.0 - 115	Acceptable	
THCV	0.196	0.2	%	97.8	85.0 - 115	Acceptable	
THCVA	0.189	0.2	%	94.5	85.0 - 115	Acceptable	
CBN	0.190	0.2	%	95.1	85.0 - 115	Acceptable	
THC	0.188	0.2	%	93.8	85.0 - 115	Acceptable	
D8THC	0.187	0.2	%	93.6	85.0 - 115	Acceptable	
CBL	0.187	0.2	%	93.6	85.0 - 115	Acceptable	
CBC	0.200	0.2	%	99.9	85.0 - 115	Acceptable	
THCA	0.173	0.2	%	86.7	85.0 - 115	Acceptable	
CBCA	0.183	0.2	%	91.7	85.0 - 115	Acceptable	

**Method Blank**

Analyte	Result	LOQ	Units	Limits	Evaluation	Notes
CBDV-A	<LOQ	0.1	%	< 0.1	Acceptable	
CBDV	<LOQ	0.1	%	< 0.1	Acceptable	
CBD-A	<LOQ	0.1	%	< 0.1	Acceptable	
CBG-A	<LOQ	0.1	%	< 0.1	Acceptable	
CBG	<LOQ	0.1	%	< 0.1	Acceptable	
CBD	<LOQ	0.1	%	< 0.1	Acceptable	
THCV	<LOQ	0.1	%	< 0.1	Acceptable	
THCVA	<LOQ	0.1	%	< 0.1	Acceptable	
CBN	<LOQ	0.1	%	< 0.1	Acceptable	
THC	<LOQ	0.1	%	< 0.1	Acceptable	
D8THC	<LOQ	0.1	%	< 0.1	Acceptable	
CBL	<LOQ	0.1	%	< 0.1	Acceptable	
CBC	<LOQ	0.1	%	< 0.1	Acceptable	
THCA	<LOQ	0.1	%	< 0.1	Acceptable	
CBCA	<LOQ	0.1	%	< 0.1	Acceptable	

**Abbreviations**

ND - None Detected at or above MRL  
RPD - Relative Percent Difference  
LOQ - Limit of Quantitation

**Units of Measure:**

% - Percent



12423 NE Whitaker Way  
 Portland, OR 97230  
 503-254-1794



**Report Number:** 20-006525/D03.R00  
**Report Date:** 07/01/2020  
**ORELAP#:** OR100028  
**Purchase Order:**  
**Received:** 06/24/20 12:55

Revision #: 0.00 Control : CFL-D06  
 Revision Date: 05/31/2019 Effective Date: 05/31/2019

**Laboratory Quality Control Results**

J AOAC 2015 V98-6		Batch ID: 2005414/2005455						
Sample Duplicate		Sample ID: 20-006498-0001						
Analyte	Result	Org. Result	LOQ	Units	RPD	Limits	Evaluation	Notes
CBDV-A	<LOQ	<LOQ	0.1	%	NA	< 20	Acceptable	
CBDV	<LOQ	<LOQ	0.1	%	NA	< 20	Acceptable	
CBD-A	<LOQ	<LOQ	0.1	%	NA	< 20	Acceptable	
CBG-A	1.25	1.27	0.1	%	1.58	< 20	Acceptable	
CBG	2.30	2.34	0.1	%	1.57	< 20	Acceptable	
CBD	0.222	0.227	0.1	%	2.55	< 20	Acceptable	
THCV	0.508	0.516	0.1	%	1.64	< 20	Acceptable	
THCVA	<LOQ	<LOQ	0.1	%	NA	< 20	Acceptable	
CBN	0.454	0.459	0.1	%	1.10	< 20	Acceptable	
THC	68.0	68.7	0.1	%	1.06	< 20	Acceptable	
D8THC	<LOQ	<LOQ	0.1	%	NA	< 20	Acceptable	
CBL	<LOQ	<LOQ	0.1	%	NA	< 20	Acceptable	
CBC	0.562	0.572	0.1	%	1.76	< 20	Acceptable	
THCA	7.56	7.67	0.1	%	1.42	< 20	Acceptable	
CBCA	<LOQ	<LOQ	0.1	%	NA	< 20	Acceptable	

**Abbreviations**

- ND - None Detected at or above MRL
- RPD - Relative Percent Difference
- LOQ - Limit of Quantitation
- NA - Calculation Not Applicable given non-numerical results

**Units of Measure:**

% - Percent



12423 NE Whitaker Way  
 Portland, OR 97230  
 503-254-1794



**Report Number:** 20-006525/D03.R00  
**Report Date:** 07/01/2020  
**ORELAP#:** OR100028  
**Purchase Order:**  
**Received:** 06/24/20 12:55

Explanation of QC Flag Comments:

Code	Explanation
Q	Matrix interferences affecting spike or surrogate recoveries.
Q1	Quality control result biased high. Only non-detect samples reported.
Q2	Quality control outside QC limits. Data considered estimate.
Q3	Sample concentration greater than four times the amount spiked.
Q4	Non-homogenous sample matrix, affecting RPD result and/or % recoveries.
Q5	Spike results above calibration curve.
Q6	Quality control outside QC limits. Data acceptable based on remaining QC.
R	Relative percent difference (RPD) outside control limit.
R1	RPD non-calculable, as sample or duplicate results are less than five times the LOQ.
R2	Sample replicates RPD non-calculable, as only one replicate is within the analytical range.
LOQ1	Quantitation level raised due to low sample volume and/or dilution.
LOQ2	Quantitation level raised due to matrix interference.
B	Analyte detected in method blank, but not in associated samples.
B1	The sample concentration is greater than 5 times the blank concentration.
B2	The sample concentration is less than 5 times the blank concentration.