

Instructions for Straightening Treatment Keratin Complex Formaldehyde Free



Frequently Asked Questions (FAQs)

Q: How long does the treatment last?

A: Up to 60 days with proper care.

Q: What if my hair is color-treated?

A: Wait at least 7 days after dyeing hair to apply the Keratin Straightening Treatment. This product may lighten color-treated hair up to 2 shades.

Q: What type of hair can this product be used on?

A: All types.

Q: Can I use this product if I am pregnant, nursing and on children?

A: Yes.

Products Needed:

- Deep Cleansing Shampoo
- Keratin Complex Formaldehyde Free
- Deep Treatment Mask

Tools Needed:

- Towel
- Plastic Bowl
- Large Tooth Comb
- Plastic Cap
- Blow Dryer
- Flat Iron



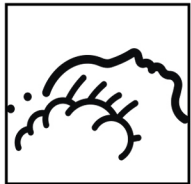
Prep



Treat



Condition



1. Wash hair 2 to 3 times with Damila Deep Cleansing Shampoo. This removes cosmetic build-up and opens the hair cuticle for better absorption of the Keratin Complex.



4. Put on gloves. Unclip a section of hair and apply the Keratin Complex from roots to tips with a coloring brush until hair is saturated. Repeat with the remaining sections.



7. Rinse treatment completely with water, then gently blow dry with a towel.



2. Towel dry hair to about 80%. Divide hair into four sections and clip in place.




5. Use a wide-tooth comb to evenly distribute the product from roots to tips.




8. Apply Damila Deep Treatment Mask generously to the whole head. Use the clean wide-tooth comb to distribute evenly through hair. Cover head with a plastic cap. Let sit 20-30 minutes, then rinse.



3. Pour 2 ounces of Damila Keratin Complex Formaldehyde Free in a plastic bowl.



6. Let treatment set (20 minutes for fine hair, 40-50 minutes for thick/coarse hair). Gently comb hair from roots to tips every 5 minutes. This helps break the sulfur bonds which make hair curly.



9. Blow dry hair until completely dry. Then flat iron 1 1/2 inch strands at 380°F - 410°F depending on the thickness and texture of hair. Style as desired.

Maintenance

To extend the results of your treatment, wash and moisturize hair regularly with Damila Sulfate Free Shampoo and Nourishing Conditioner.

On every third wash, use the Deep Treatment Mask instead of the Conditioner for added silkiness, texture, and shine.



FLAT IRON GUIDE

FINE TO MEDIUM HAIR

Temperature Range: 380°F - 390°F (193°C - 199°C)

Number of passes: 7-10 times from base to ends

COARSE, VIRGIN AND RESISTANT HAIR

Temperature Range: 390°F - 410°F (199°C - 210°C)

Number of passes: 10-12 times from base to ends

