

# 2x2 MIMO Ultra-Flat Dome Antenna

by WAVEFORM

SKU: ANT660-NF-DOME-2X2-FL

## Main Features:

- Low-PIM 2x2 MIMO Ultra-Flat Dome Antenna
- N-Female Connectors
- 50  $\Omega$
- 2- 5.5 dBi
- 600-6000 MHz



## Specifications:

### Electrical:

Frequency Range	600-698 MHz	698-960 MHz	1700-2100 MHz	3600-6000 MHz
Gain (Peak)	2 dBi $\pm$ 0.5 dB	4 dBi $\pm$ 0.5 dB	3.5 dBi $\pm$ 0.5 dB	5 dBi $\pm$ 0.5 dB
Horizontal Beamwidth	360 deg	360 deg	240 deg	240 deg
Vertical Beamwidth	195 deg	200 deg	200 deg	70 deg
Input Impedance	50 $\Omega$			
Polarization	2x2 Cross-Polarized, $\pm$ 45 deg			
MIMO Isolation	>19 dB	>21 dB	>23 dB	>23 dB
Power Rating (Peak)	50 W			

### Mechanical:

Type	Omnidirectional
Radome Color	White
Radome Material	ABS (UV Stabilized)
Dimensions	215 mm $\varnothing$ x 47 mm
Connector Type	N-Female
Cable Type	RG58
Cable Length	30 cm (12 in)
Net Weight	0.45 kg
Mounting Type	Ceiling
Mounting Material	PVC Plastic

### Environmental:

Operating Temperature	-40 to +65 deg C
-----------------------	------------------



WAVEFORM

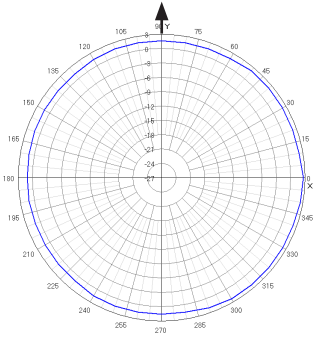
3411 W. Lake Center Drive,  
Santa Ana, CA 92704

www.waveform.com  
1-800-761-3041

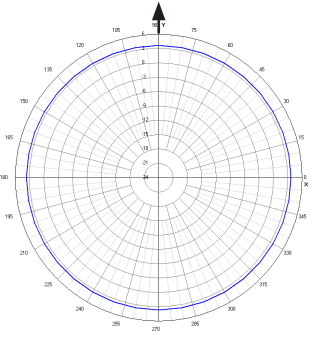
# 2x2 MIMO Ultra-Flat Dome Antenna

by WAVEFORM

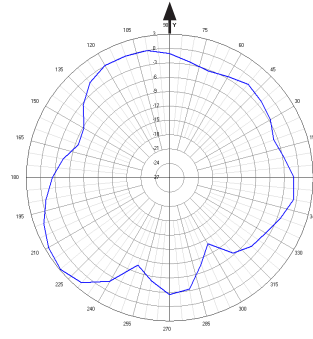
700 MHz



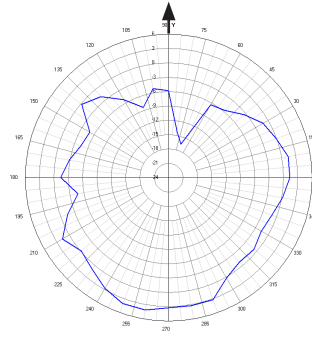
850 MHz



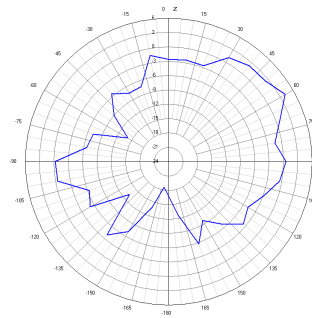
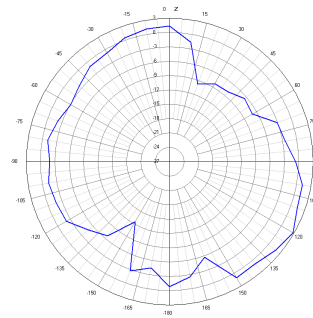
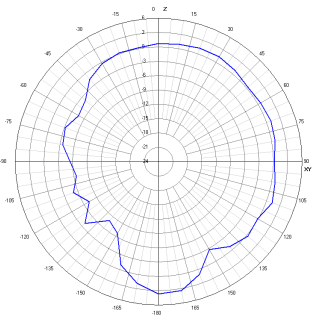
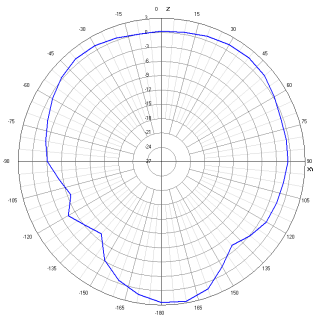
1900 MHz



6000 MHz



Vertical Plane  
"Top-down view"



Horizontal Plane  
"Head-on view"



WAVEFORM

3411 W. Lake Center Drive,  
Santa Ana, CA 92704

www.waveform.com  
1-800-761-3041