

2x2 MIMO Ultra-Flat Dome Antenna

by WAVEFORM

SKU: ANT660-4310-DOME-LP-UF

Main Features:

- Low-PIM 2x2 MIMO Ultra-Flat Dome Antenna
- 4.3-10-Female Connectors
- 50 Ω
- 2.0 - 5.5 dBi
- 600-6000 MHz



Specifications:

Electrical:

Frequency Range	600-698 MHz	698-960 MHz	1700-2100 MHz	3600-6000 MHz
Gain (Peak)	2 dBi \pm 0.5 dB	4 dBi \pm 0.5 dB	3.5 dBi \pm 0.5 dB	5 dBi \pm 0.5 dB
Horizontal Beamwidth	360 deg	360 deg	240 deg	240 deg
Vertical Beamwidth	195 deg	200 deg	200 deg	70 deg
Input Impedance	50 Ω			
Polarization	2x2 Cross-Polarized, \pm 45 deg			
MIMO Isolation	>19 dB	>21 dB	>23 dB	>23 dB
Power Rating (Peak)	50 W			

Mechanical:

Type	Omnidirectional
Radome Color	White
Radome Material	ABS (UV Stabilized)
Dimensions	215 mm \varnothing x 47 mm
Connector Type	4.3-10-Female
Cable Type	.141
Cable Length	12 cm (4.7 in)
Net Weight	0.45 kg
Mounting Type	Ceiling
Mounting Material	PVC Plastic

Environmental:

Operating Temperature	-40 to +65 deg C
-----------------------	------------------



WAVEFORM

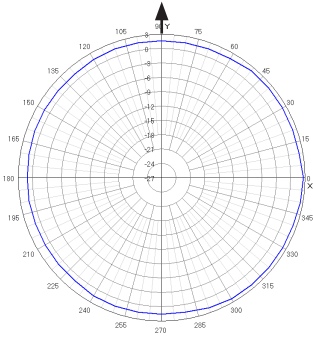
3411 W. Lake Center Drive,
Santa Ana, CA 92704

www.waveform.com
1-800-761-3041

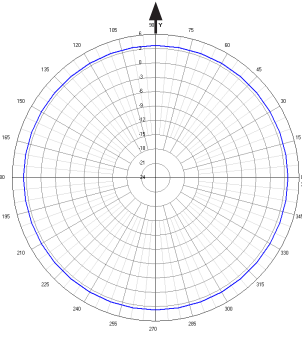
2x2 MIMO Ultra-Flat Dome Antenna

by WAVEFORM

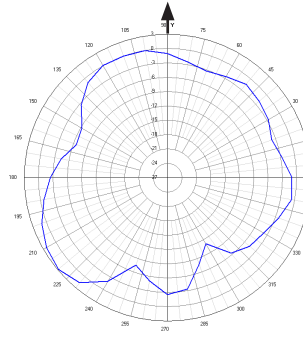
700 MHz



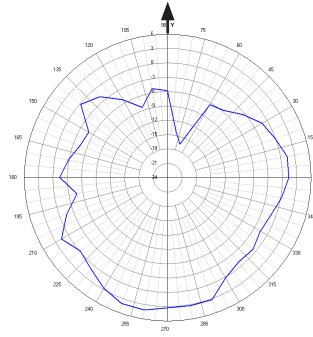
850 MHz



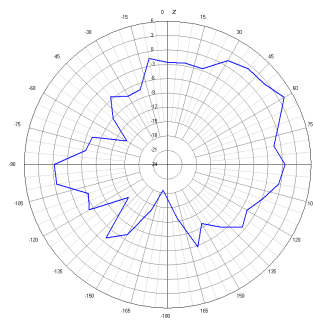
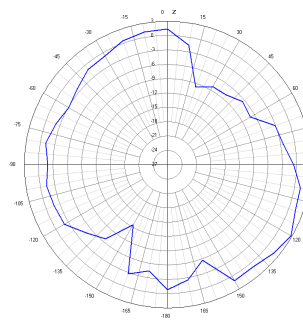
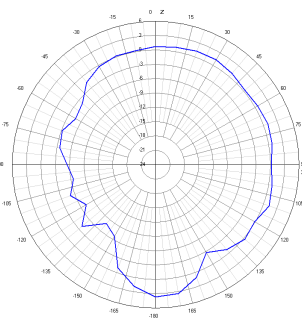
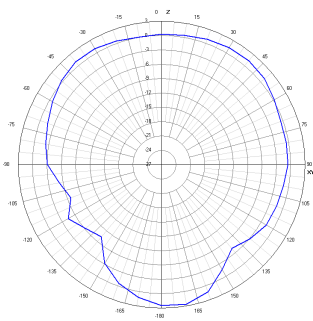
1900 MHz



6000 MHz



Vertical Plane
"Top-down view"



Horizontal Plane
"Head-on view"



WAVEFORM

3411 W. Lake Center Drive,
Santa Ana, CA 92704

www.waveform.com
1-800-761-3041