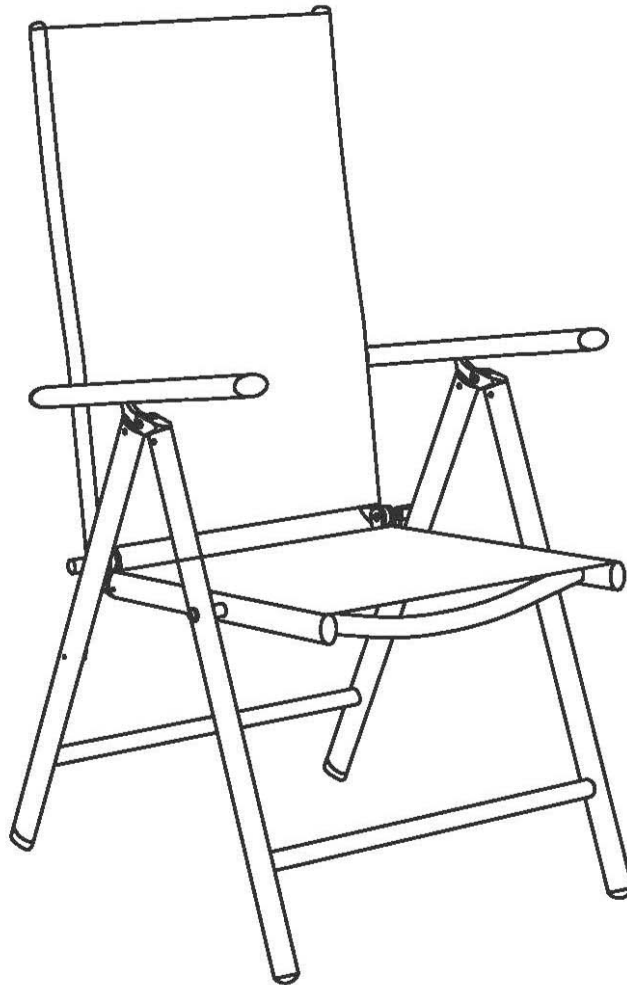


Product size:  
Chair: W55\*D62\*H107.5 cm



The intended use of this product is for domestic use only.

Important, please retain for future reference.

Read carefully.

### Before you start



#### Warnings

##### **IMPORTANT, RETAIN FOR FUTURE REFERENCE READ CAREFULLY**

See enclosed instructions for assembly, safety and care information.

Failure to follow the warnings could result in serious injury.

Handle heavy parts with care.

Ensure that this product is fully assembled as illustrated before use.

This product should only be used on firm, level ground.

**Keep small parts out of reach of children.**

This product is intended for **domestic use** only.

Ensure the product is always placed on level ground.

Furniture can be dangerous if incorrectly used. No liability will be accepted for damage or injury caused by incorrect use of this product.

#### ✓ Dos

Unwrap all packaging materials and place the components on a suitable surface to prevent scratching your product.

Check all contents are present prior to assembly as per the parts list provided. In the event of problems or missing parts, please contact the seller.

Check all screws and bolts are tightened and inspect regularly.

Make sure the legs remain in contact with the ground.

During severe weather conditions, including high winds, rain, hail, thunderstorms, extreme heat and cold temperatures, the product should be stored inside in a cool, dry place.

To best preserve this product, please use a protective cover when your furniture is not in use. We would also recommend using a gazebo or parasol over your furniture during the summer period and prolonged sunny spells. This will help prevent harmful UV rays from damaging and discolouring the material.

Frames are manufactured using powder coated aluminum tubing. Any scratches on the paintwork should be touched up immediately with metal paint to prevent corrosion.

Ensure that the product is clean and dry before storage.

Clean your product with a sponge and warm soapy water then wipe with a clean, dry cloth.

Where instructions as to the; storage, commissioning, installation, use and maintenance of the goods or (if there is none) good trade practice are not followed and a defect arises this will void the 12 month manufacturer's guarantee on the product.

#### ✗ Don'ts

Do not use scourers, abrasives, washing powders, chemical cleaners or any other substances containing abrasives since these substances can damage the product.

Do not strike the product with hard or pointed items.

Do not use power tools to construct this product.

Do not use this product if parts are missing, damaged or worn.

Do not stand or climb onto the product and do not use it as a ladder, as this could lead to it unbalancing and overturning.

Never tilt the chair during use.

Never drag furniture when moving it, always lift it.

#### Number of people required for assembly

One person



#### Time to assemble

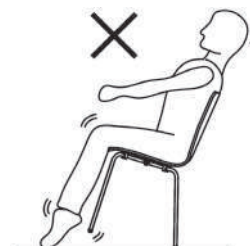
5 minutes

#### Tools required

No tools required

**Never tilt the chair during use.**

**Ensure the product is always placed firmly on the ground.**



### Usage Steps

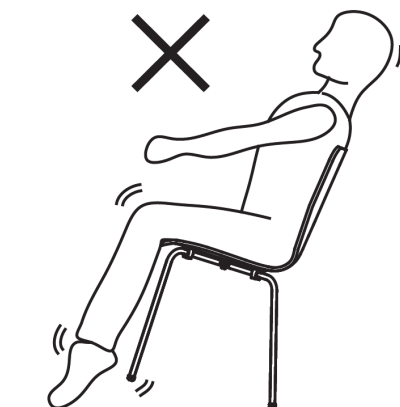
#### Warning

As with all articulated furniture, please take care when opening and closing to avoid the possibility of pinching or trapping fingers.

1. To unfold the chair, lower the edge of the seat and open out the chair legs until the seat is horizontal;
2. Place the chair on a flat level surface, your chair is now ready for use;
3. The chair is folded by reversing the above steps.

#### Warning

Never tilt the Chair during use.  
Ensure the product is always placed firmly on the ground.



**PLEASE KEEP THESE INSTRUCTIONS FOR FUTURE REFERENCE**