



Koolmask Hexa User Manual

Description:

Hexa is a powered air filter mask designed for general consumers older than 12 years of age. Hexa reduces the exposure to harmful, airborne contaminants and pollutants, including PM10 (coarse particles), PM2.5 (fine particles), dust, exhaust, and more.

Warnings:

- Do not use this product on children under 12 years of age.
- Do not use this product for professional, occupational and or workplace related protections. Misuse of this product may result in sickness or death.
- Do not use this product unless you achieve a successful mask-to-face fit test and negative pressure seal test as indicated below.
- Do not use this product in poorly ventilated and hazardous environments. This product does not provide oxygen.
- Do not use this product unless the fans are operating and do not use anything to cover this product during usage.
- Do not use this product unless a filter is properly installed according to the user instructions as indicated below.
- Do not use this product if the filter is damaged, punctured, contaminated by chemicals, biological agents, bloods, and body fluids or difficult to breathe through.
- Do not use this product during a flight, unless pre-approved by the airline. Passengers may not be permitted to carry this item on a plane.
- Do not use this product for over 8 hours in any 24-hour period. Excessive usage of this product may result in hearing damage or loss. Use of ear plugs is recommended.
- Do not use this product while charging the battery. Use only mobile power banks that have been specifically approved by Koolmask or packaged with the face mask.
- Do not share this product with other users and do not stick your finger or other objects into the rotating fans.
- Do not subject this product to excessive shock and temperature and do not apply weight or pressure to this product, including when it is stored, to prevent damage and deformation.
- Do not disassemble this product and its components, as doing so will void the limited warranty.

Limitations & Precautions:

- Inspect this product and filter prior to each use. If damage is found, do not use.
- Replace filter after 40 hours of usage or 7 days after opening the packaging, whichever comes first.
- This product does not supply oxygen. Use this product only in well ventilated and non-hazardous environments.
- This product will not eliminate the inhalation of all contaminants, nor will this product eliminate the risk of disease, illness, and death.
- This product has magnets that may interfere with pacemakers, defibrillators, and programmable shunt valves or other medical devices. Do not put this product close to these medical devices and people who use any of these medical devices.
- Placing cards with magnets in the vicinity of this product may affect the magnetism of the card and render it unusable.
- Beard, facial hair, and anything that prevents the face seal from directly contacting the user's face will reduce this product's effectiveness and protection.
- Long facial hair, beard and mustache may become tangled with the rotating fans and cause injury.
- Forcibly impacting or pressing this product against the user's face can cause discomfort and injury.
- This product is not water resistant or waterproof. If water, including rain, snow, sweat, and other liquid and moisture or foreign objects enter this product, it may cause fire and electrical shocks.
- If you experience discomfort while using this product, stop using it immediately. Consult your doctor before using this product if you have any concerns.
- Store this product between -5 °C and 70 °C and at humidity levels between 5% and 80%.



Mask-to-Face Fit Test:

- Each time before using this product, user must check that the face mask is fitting properly to the face.
- To ensure a proper mask-to-face fit, hold the face mask in one hand while positioning it over the nose and mouth, and use the opposite hand to pull the head strap over the ears. Then attach the neck strap behind your head and below your ears.
- Adjust the straps so that the face mask fits tightly on the face. Make sure the chin does not dig into the face mask. The face mask should feel snug but comfortable.

Negative Pressure Seal Test:

- After putting on this product but before turning on the fans, place both hands over the surface, covering as much as possible and inhale deeply and quickly. A negative air pressure (or inward suction) should be felt inside the mask.
- If there is no negative air pressure, check that nothing is obstructing (blocking) the sealing surface, adjust straps and position of the mask on the face and repeat the seal test. Do not use this product if a negative pressure seal test is not achieved.

Specifications:

- Model: Hexa001
- Package weight: Approx. 500 grams
- Filter material: ethylene vinyl acetate (EVA), polypropylene (PP), polytetrafluoroethylene (PTFE)
- Filter efficiency: >95% CNS 14755
- Filter operating life: 40 hours of usage or 7 days after opening Max.
- Mask power source: DC 12V/0.8A Max.
- Mask rated power consumption: 9.6W Max.
- Mask filtered air flow: 150 liter per minute Max.
- Mask operating weight: Approx. 225 grams (exclude battery)
- Mask operating temperature: 0 °C to 40 °C
- Mask operating noise level: <65 dB(A)
- Mask operating time: 4 hours Max. with optional mobile power bank in the package
- Control cable input and output: type A USB 5V/2.4A and type A USB 12V/0.8A Max.

NOTE: A mobile power bank is required to operate this product, but not offered, included and part of this product. This product works with mobile power banks with a Type A USB output of 5V/2.4A. A 5000 mAh capacity mobile power bank can operate this product approximately 2 to 6 hours, depending on the fan speed.

Certifications & Compliances:

- CE, RoHS

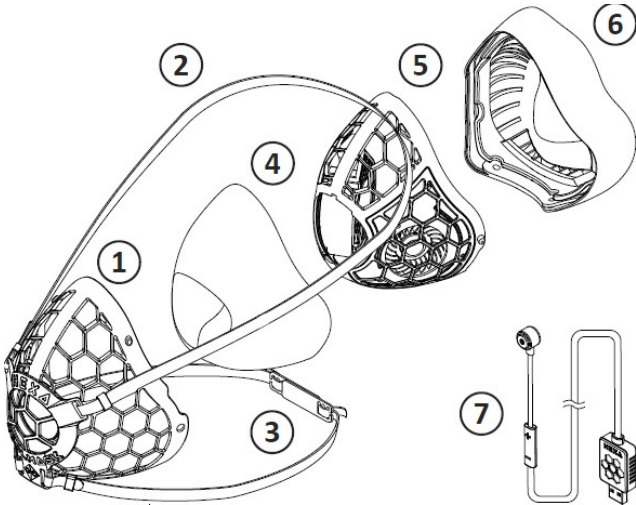
IP and Trademarks:

Patent: PCT/US2016/042479 (patent pending in U.S., EU, China, India, Japan, Korea and Taiwan)

Hexa and Koolmask are registered trademarks of Koolmask Inc. Other trademarks and trade names are those of their respective owners.



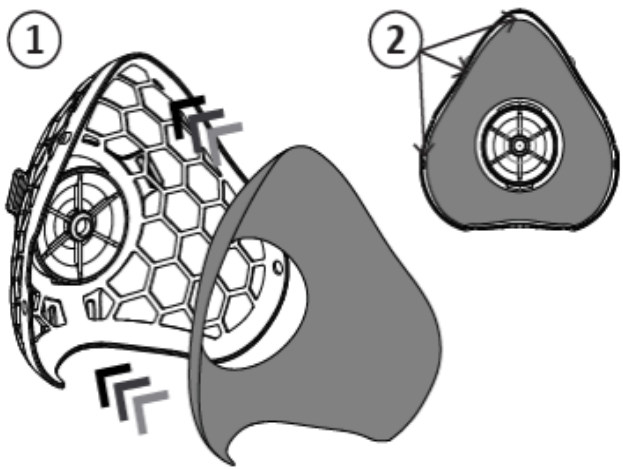
Component List:



1. Filter Cover 2. Head Strap 3. Neck Strap 4. Filter 5. Inner Mask 6. Face Seal 7. Control Unit

Wearing Instructions:

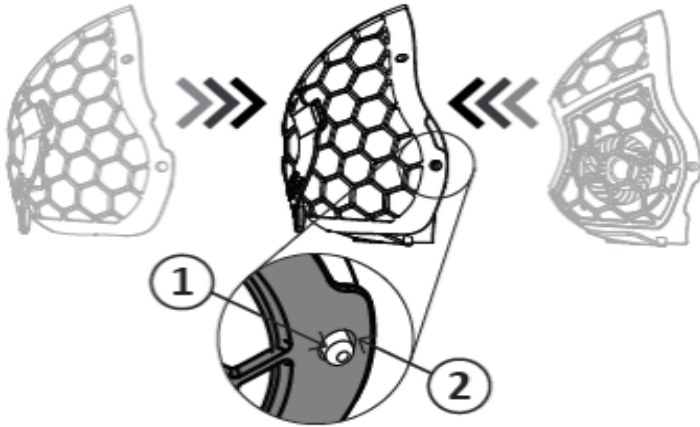
Step 1



1. Open Filter and insert into Filter Cover. 2. Align the Filter with Filter Cover, especially in the filter front opening area.

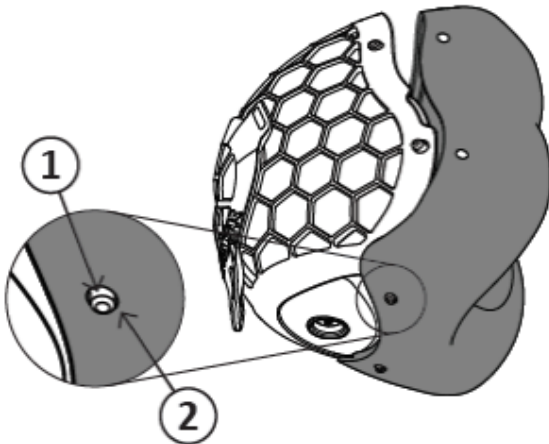


Step 2



Place the Filter Cover (with Filter inside) onto the Inner Mask. Make sure the locking pin (1) sticks out of the locking hole (2) on both sides of the mask.

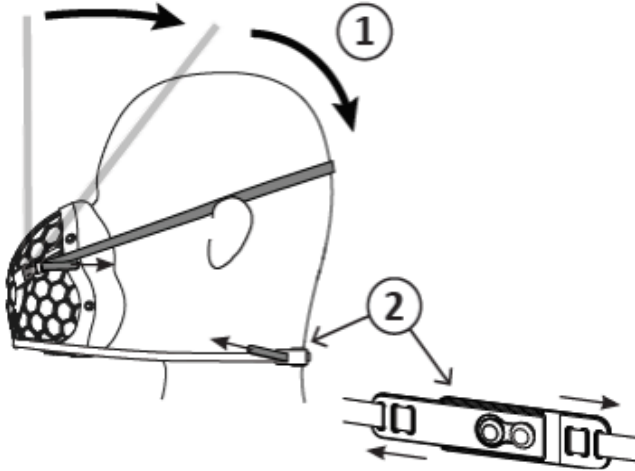
Step 3



Matching up the bottom two locking pins and holes first, then stretch the Face Seal back onto the mask. Make sure all 6 locking pins (1), two on each side and two on the bottom, match up with the locking holes (2).

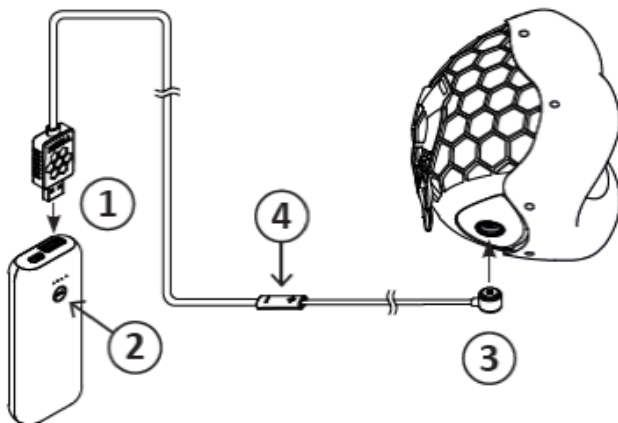


Step 4



1. Place the head strap on your head, above your ears 2. Attach the neck strap by placing the peg into the hole and pulling horizontally. Adjust strap length as needed.

Step 5



1. Plug the USB cable into the optional mobile power bank 2. Press the button on mobile power bank to turn it on. Connect the magnetic connector to the mask 4. Press or hold the “+” and “-“symbols on the control unit to turn on the mask fan, adjust fan speed and turn it off.



Removing Instructions:

Remove the mask by disconnecting the magnetic connector from the mask first, then by releasing the head strap second, and finally the neck strap last.

Cleaning Instructions:

The filter cover, face seal and inner mask should be cleaned separately. Remove the filter cover and face seal from the mask. Clean the filter cover and face seal under running water. you may gently rub with a soft moist cloth. Set aside and let air dry in ambient air.

You may clean the inner mask by soaking a soft cloth in a diluted solution of neutral detergent, and wring it well before gently wiping the inner mask. Do not use solvents such as thinners, benzene, or alcohol, as they may damage the product. Keep inner mask out of water. Do not submerge inner mask into water or place inner mask under running water. Reassemble when fully dry.

Limited Warranty:

Term: 90 days for original owner and personal use only, beginning from the time when the original owner purchased this product either directly from Koolmask Inc. or from its authorized distributors.

Coverage: Repair and replacement of defected hardware components packaged with this product for personal usage under normal conditions. Products purchased as "Open Box" or "As Is", disassembled product or component, and consumables, such as filters are not covered.

Qualification to obtain warranty: Original purchaser must return this product in its original packaging with the original purchase receipt to Koolmask Inc. and or its authorized distributor with freight and postage prepaid.

Repair & replacement warranty: 90 days or for the remainder of the original limited warranty terms, whichever is longer.

Limitation on damage: Koolmask Inc shall not be liable for incidental or consequential damages for the breach of any express or implied warranty or condition on this product. Nor shall recovery of any kind against Koolmask Inc. and its authorized dealer be greater than the original purchase price of this product.

Return Policy:

A face mask product is considered a 'personal' item. For hygiene reasons, Koolmask is unable to exchange any face mask that has been removed from its sealed packaging and fit attempted.